



Ministry of Tourism
Government of India

Annual Tourism Snapshot

2025



Table of Contents

01 Overview

Number of Foreign Tourist Arrivals, Indian Departures and their trends

02 Inbound

Gender-wise, age-wise, port-wise and purpose-wise Analysis and Top source markets of Inbound Tourists

03 Outbound

Gender-wise, age-wise, port-wise and purpose-wise Analysis and Top source markets of Outbound Tourists

04 FEEs

Trend analysis of Foreign Exchange Earnings



अतुल्य भारत
Incredible India



Incredible India
MEET in INDIA

Overview

Inbound

Outbound

FEEs




Inbound Tourism
(FTAs)

91.5 L



Outbound Tourism
(INDs)

328.3 L



Foreign Exchange
Earnings

₹ 2,76,831Cr

\$ 31.69 US Bn

Research and Analytics (R&A) Division of the Ministry of Tourism is responsible for collecting, compiling, publishing, and disseminating various tourism statistics.

This bulletin highlights key data, including Foreign Tourist Arrivals (FTAs), Indian National's Departures (INDs), estimated Foreign Exchange Earnings (FEEs) from tourism sourced from Bureau of Immigration and Reserve Bank of India.

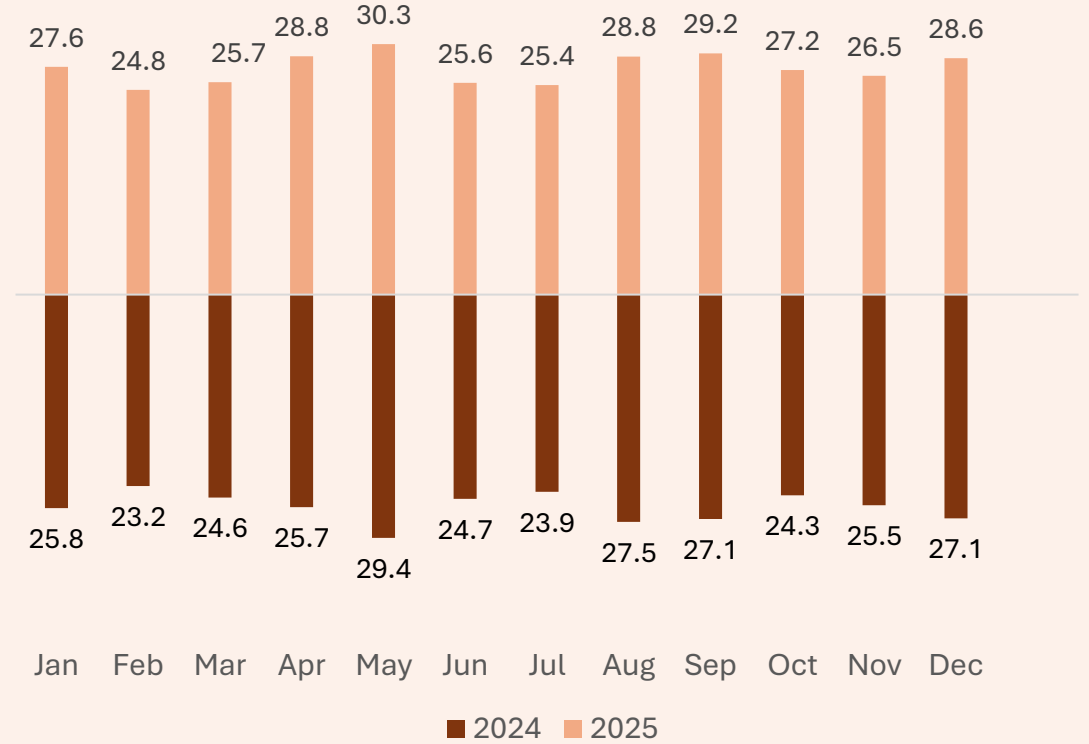
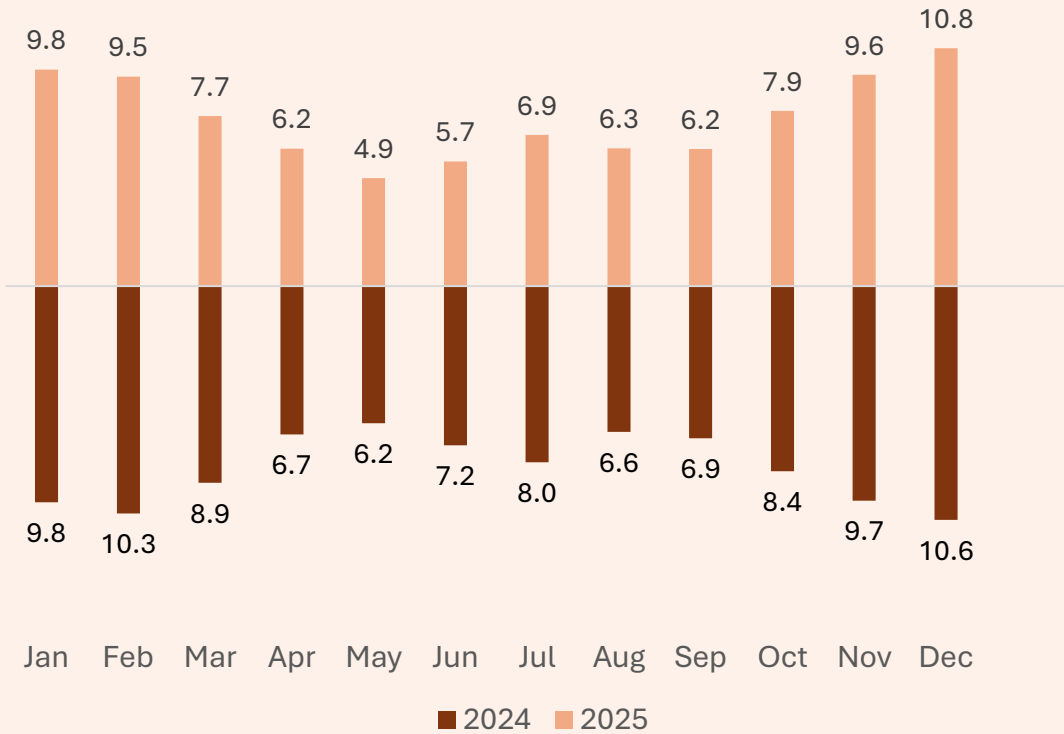


FTAs (Lakh)

INDs (Lakh)

2025

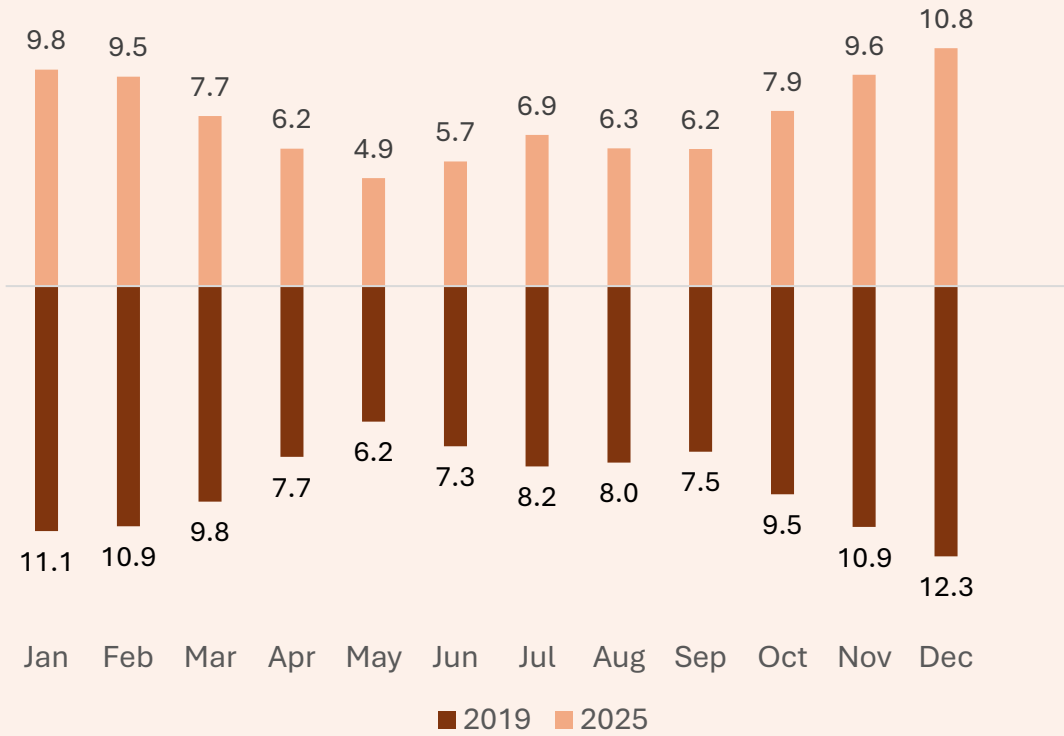
2024



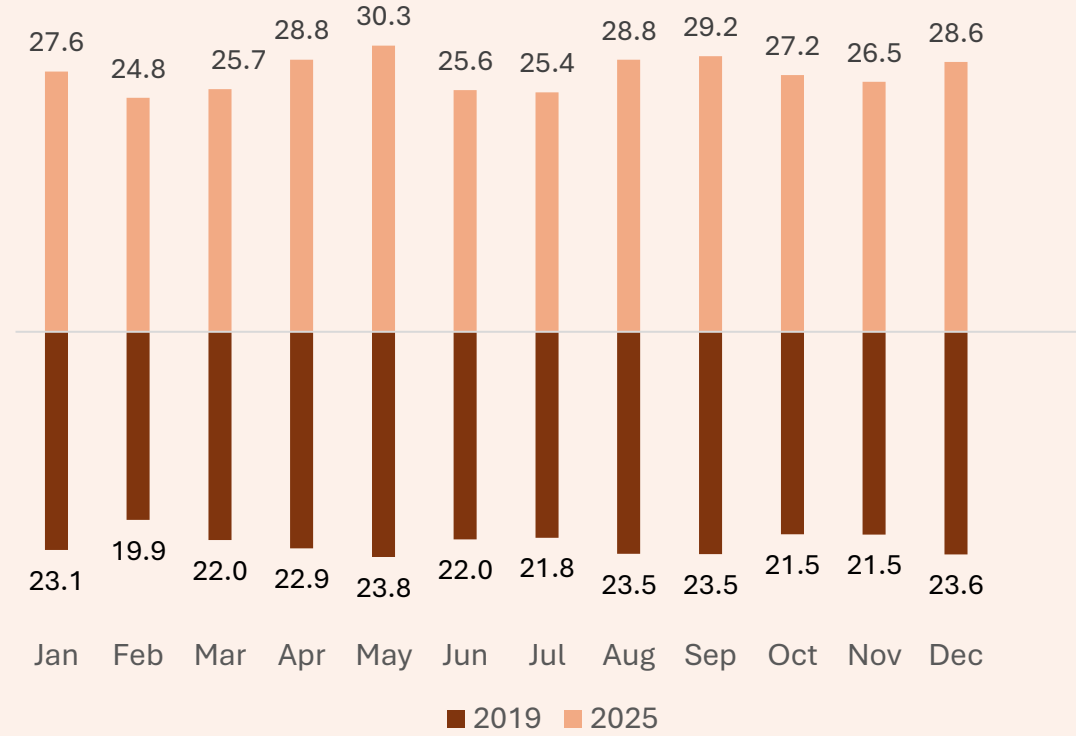
FTAs (Lakh)

2025

2019



INDs (Lakh)

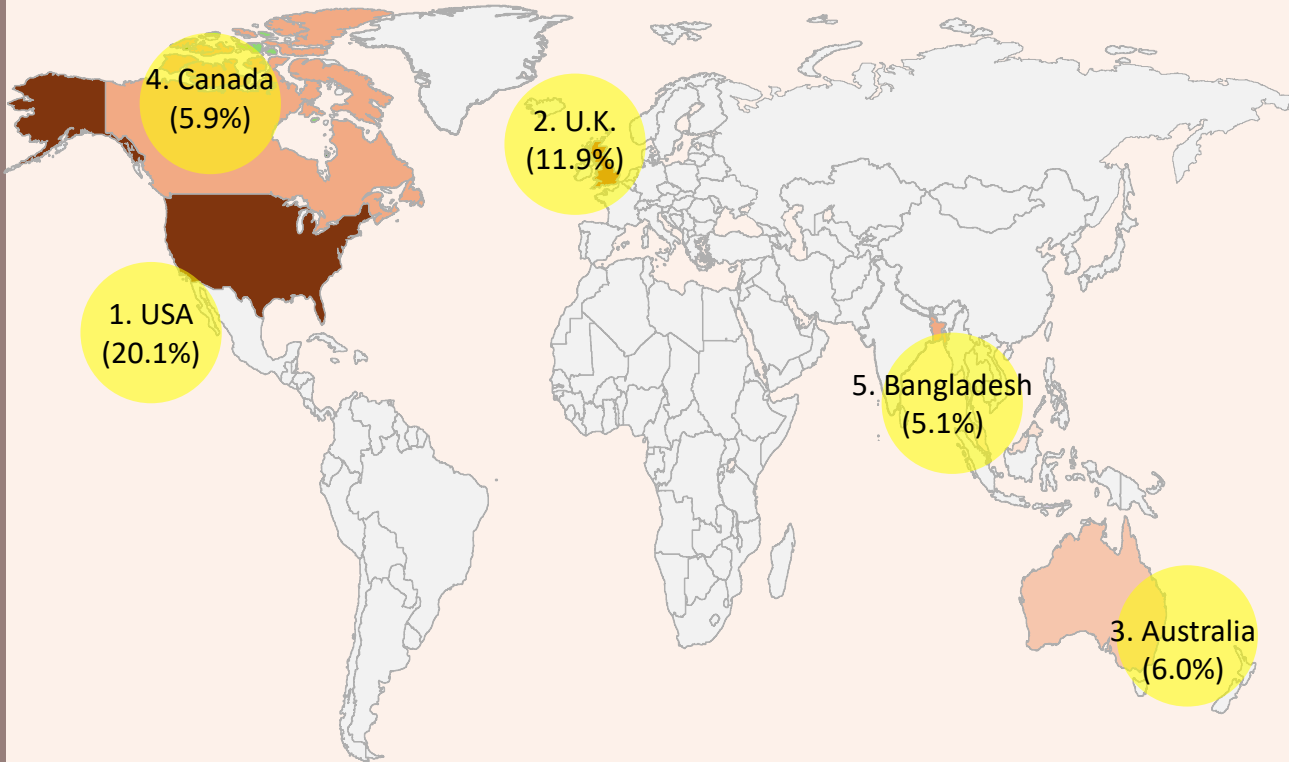


91.5 Lakh


-16.3%
Compared to 2019

-8.1%
Compared to 2024

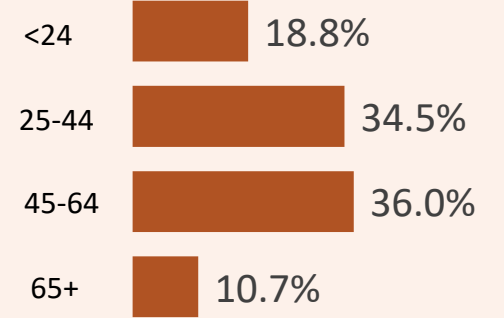
Top Source Markets



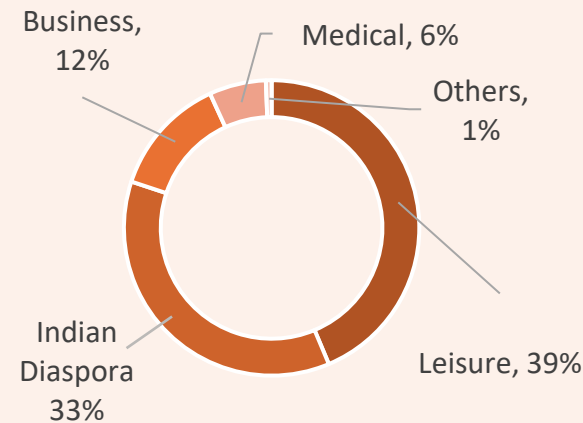
Gender wise



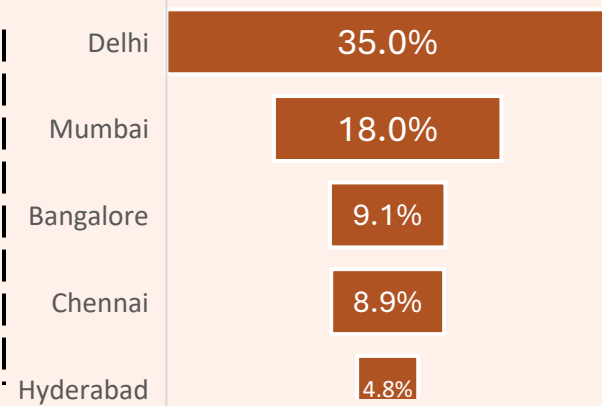
Age wise



Purpose wise



Port wise





Overview

Inbound

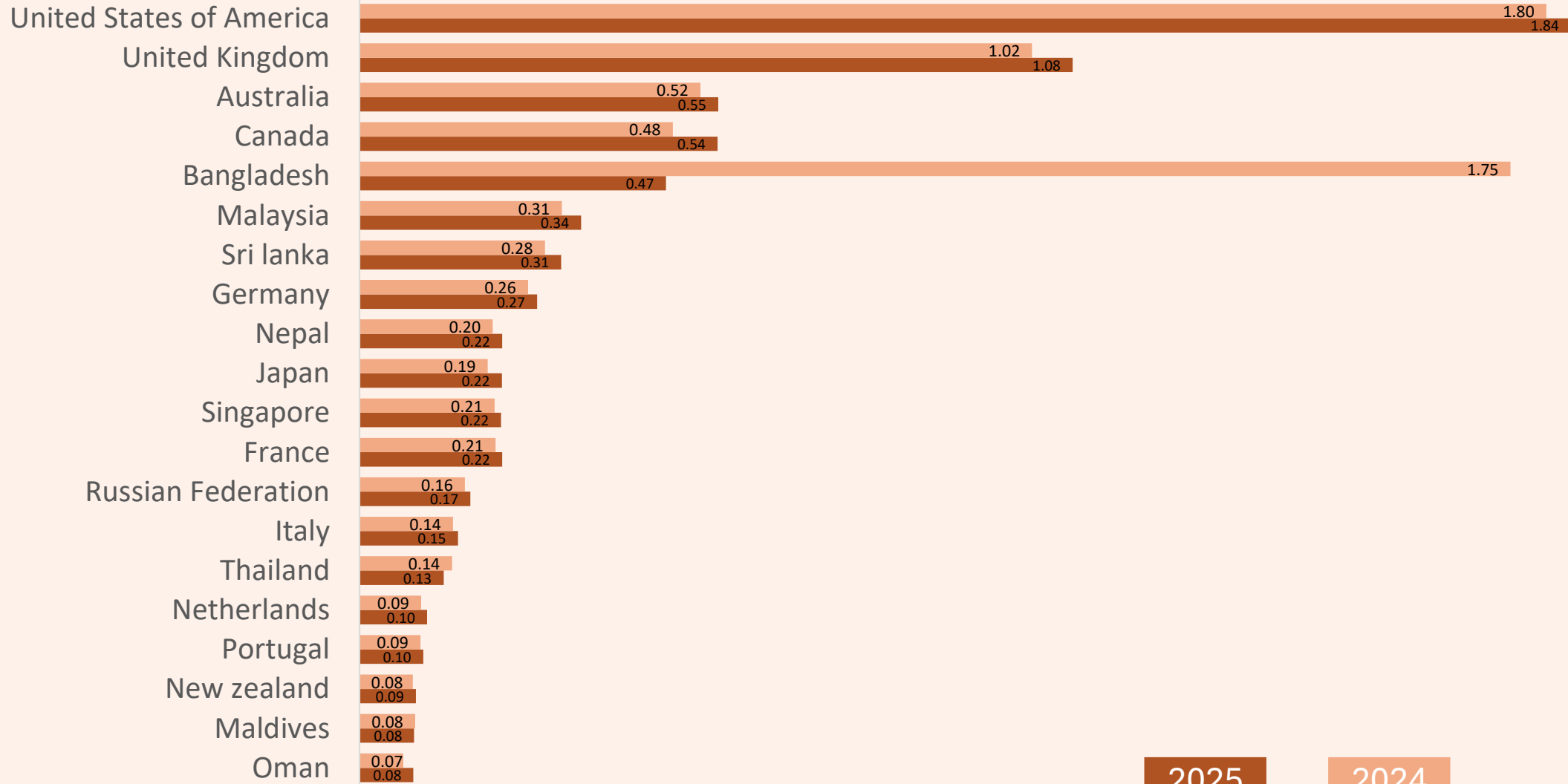
Outbound

FEEs

Month-wise Foreign Tourist Arrivals (FTAs) to India during 2024 and 2025 (Including and Excluding Bangladesh):

Month	Inclusive of Bangladesh		Without Bangladesh	
	2024	2025 (R)	2024	2025 (R)
January	9,81,609	9,81,976	8,26,121	940049
February	10,32,301	9,50,813	8,35,428	918431
March	8,93,021	7,71,454	7,19,875	739188
April	6,72,684	6,23,677	4,97,506	594957
May	6,22,189	4,89,373	4,69,174	462941
June	7,22,615	5,65,673	5,18,249	525455
July	7,99,842	6,86,046	6,36,809	647303
August	6,61,322	6,25,255	5,56,579	583939
September	6,91,247	6,21,797	5,57,854	578909
October	8,40,330	7,94,948	7,08,764	745113
November	9,73,941	9,58,722	8,77,571	914404
December	10,60,621	10,79,032	9,97,627	1029456
Total (Jan-Dec)	99,51,722	91,48,766	82,01,557	86,80,145
Growth Rate (in %)		-8.1		5.8

Top 20 source markets in 2024 and 2025 in Mn

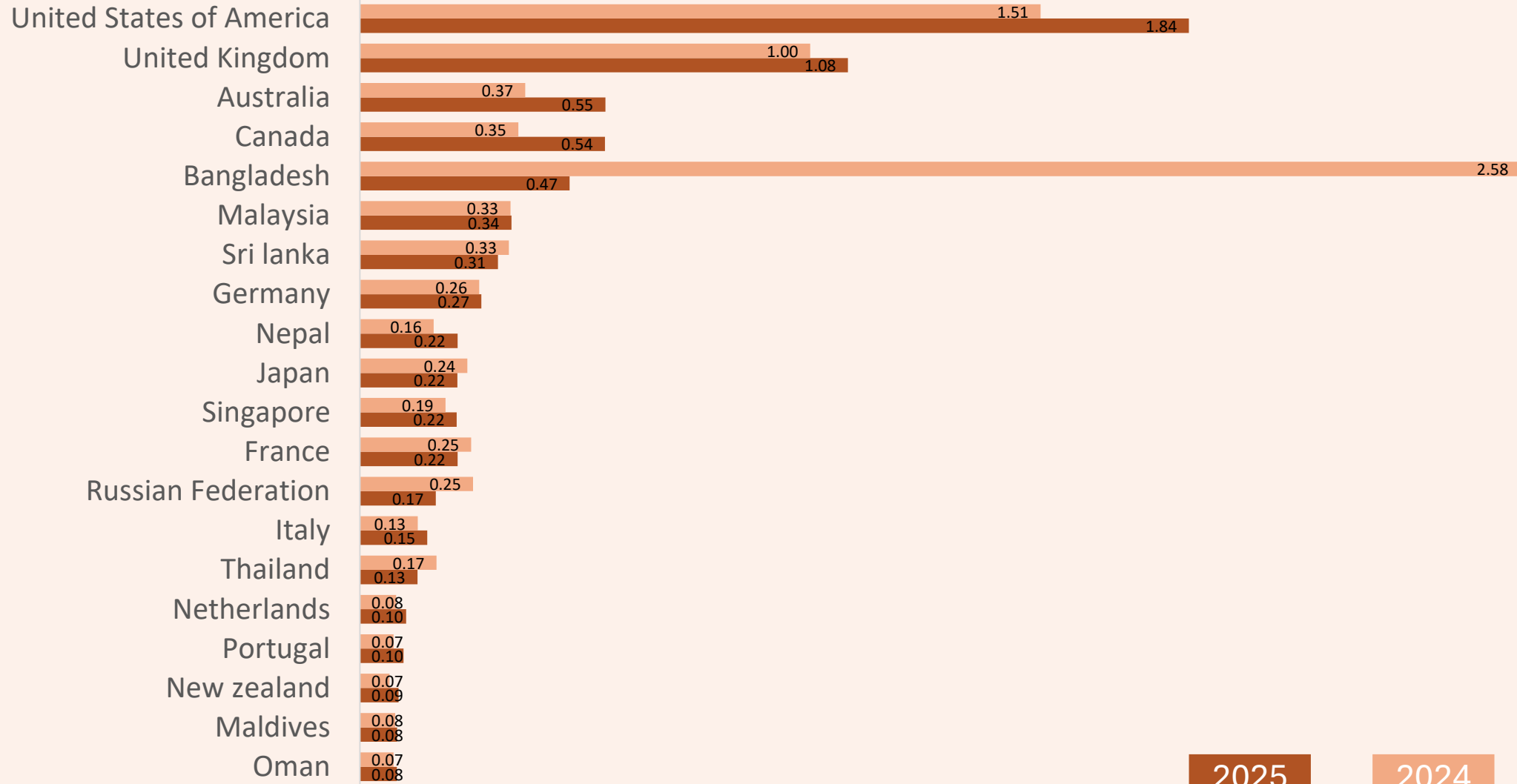


2025

2024



Top 20 source markets in 2019 and 2025 in Mn



2025

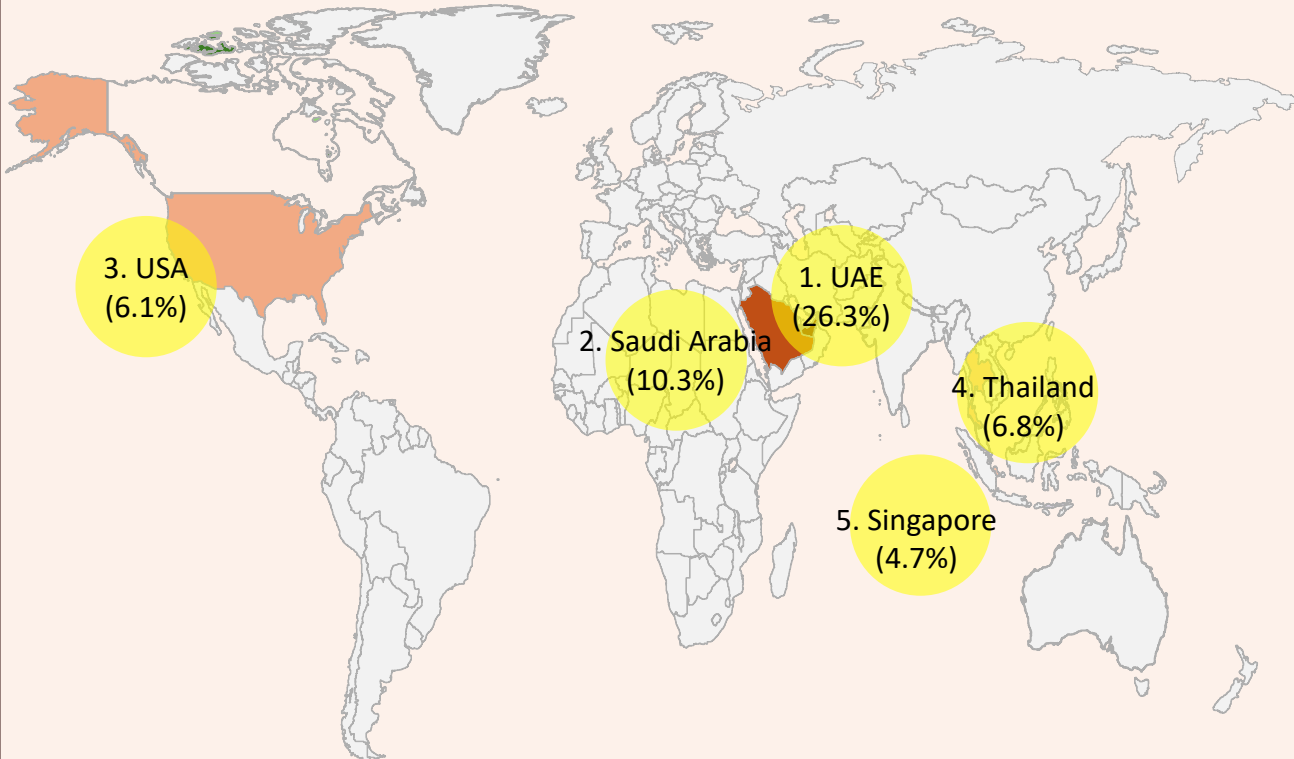
2024

328.3 Lakh

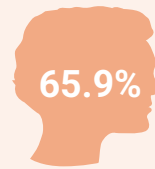
22.0%
Compared to 2019

6.3%
Compared to 2024

Top Source Markets



Gender wise

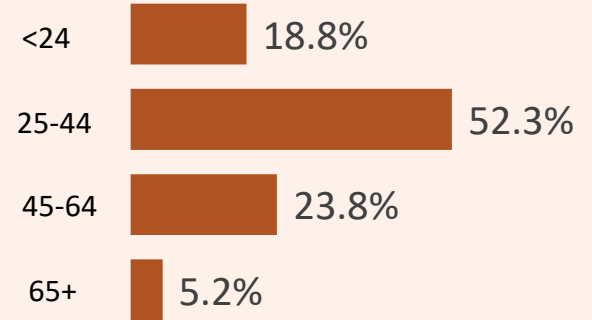


Male

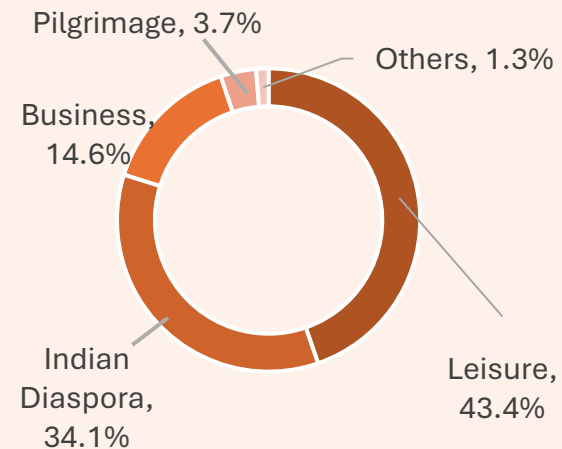


Female

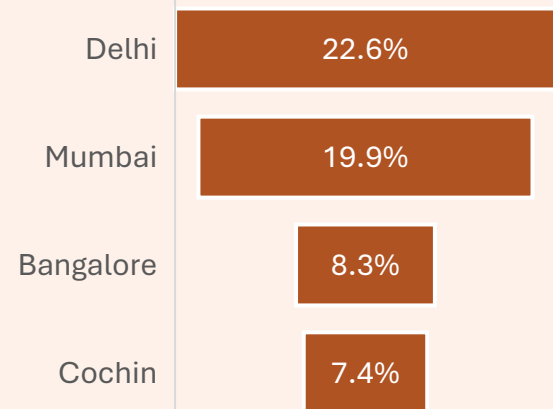
Age wise

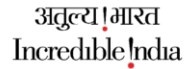


Purpose wise

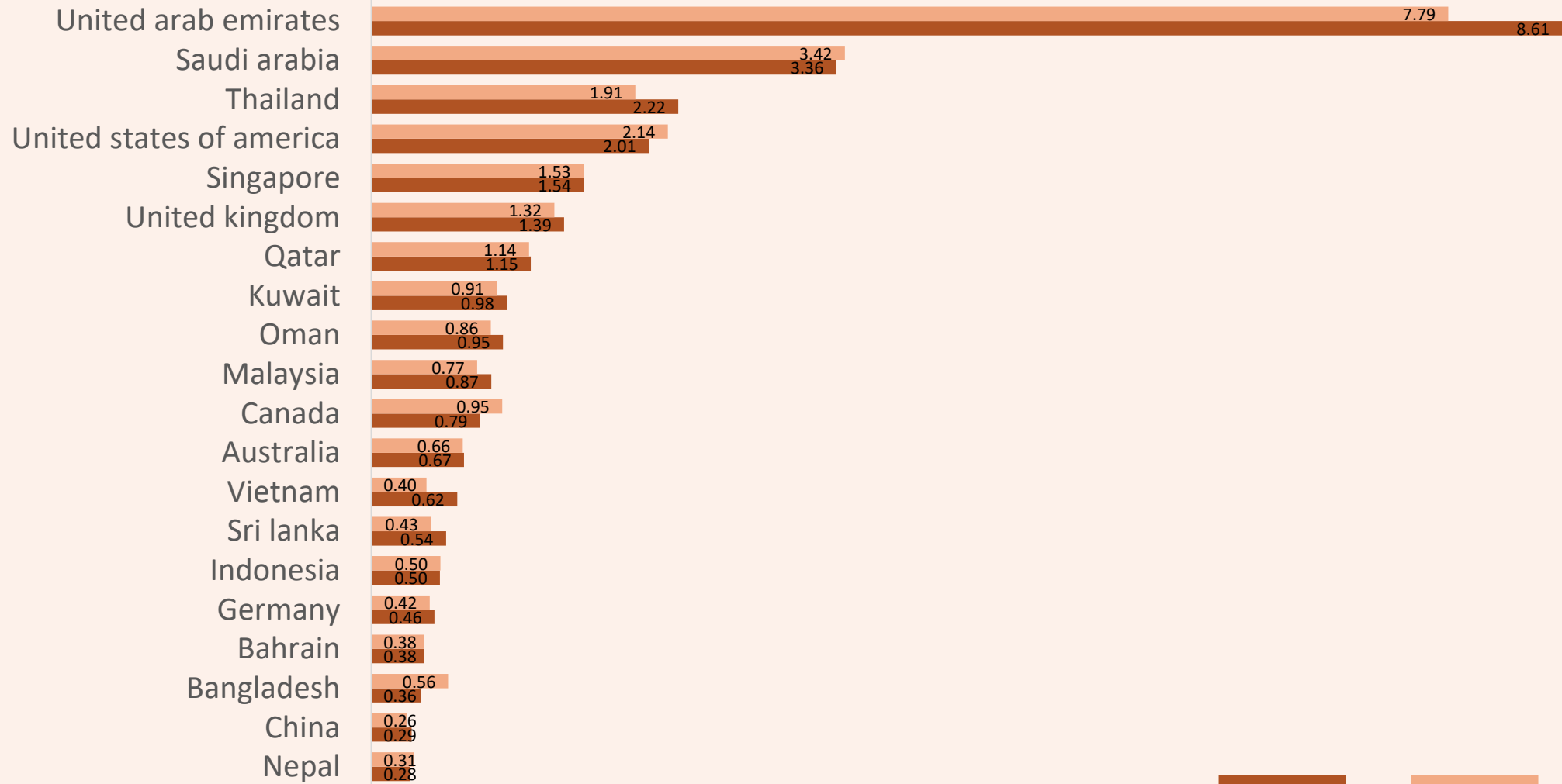


Port wise





Top 20 source markets in 2024 and 2025 in Mn



2025

2024



Overview

Inbound

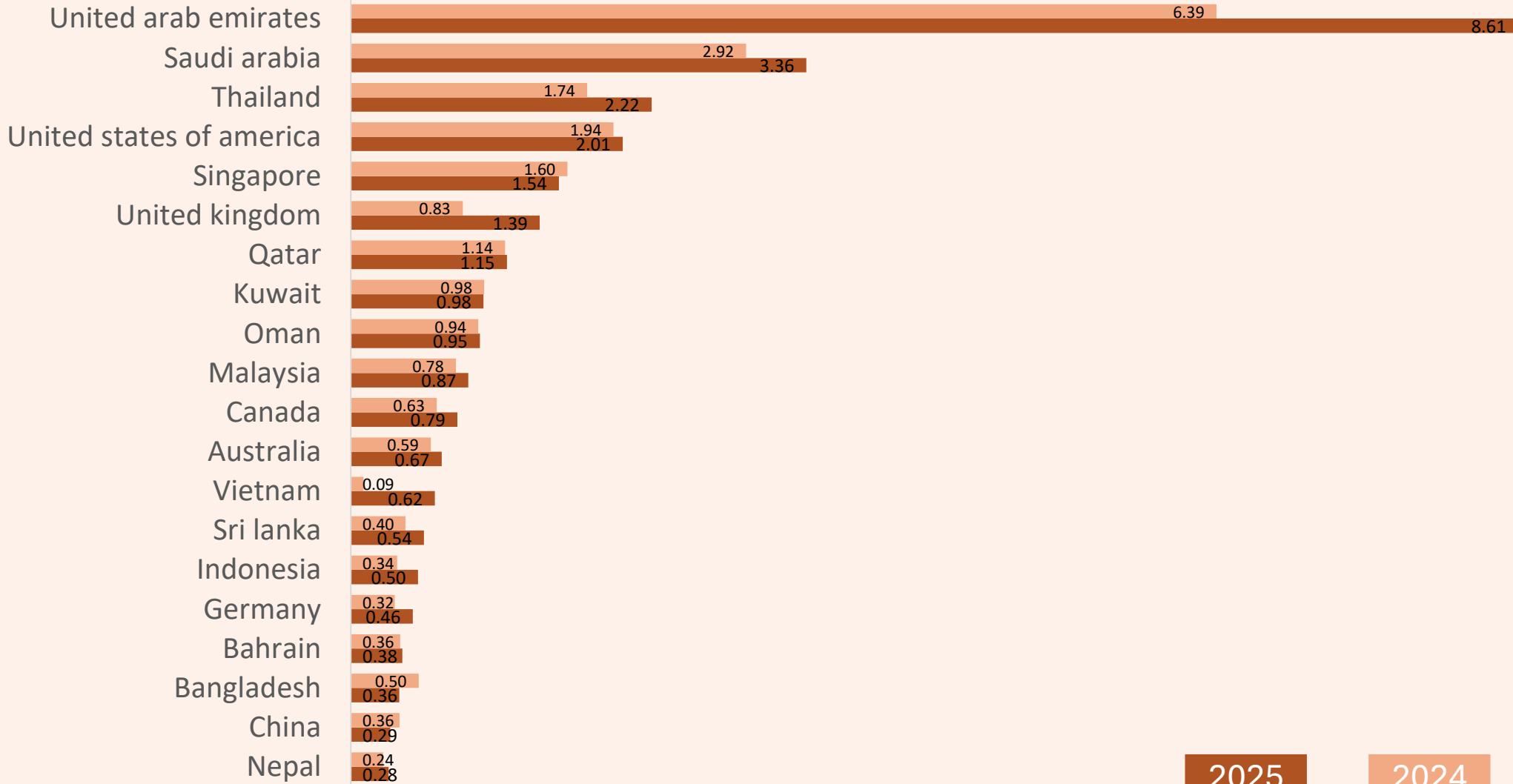
Outbound

FEEs

Top 20 source markets in 2019 and 2025 in Mn

2019

2025



2025

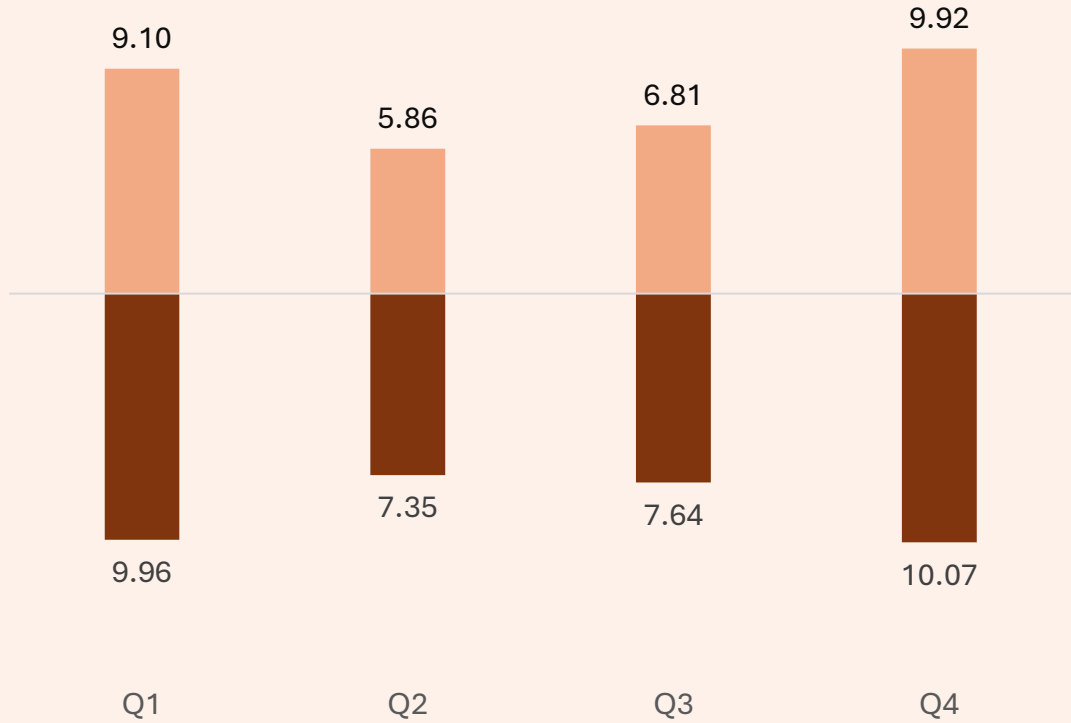
2024

FEEs (USD)

☛ FEE in 2025 has decreased by -9.5 % compared to 2024

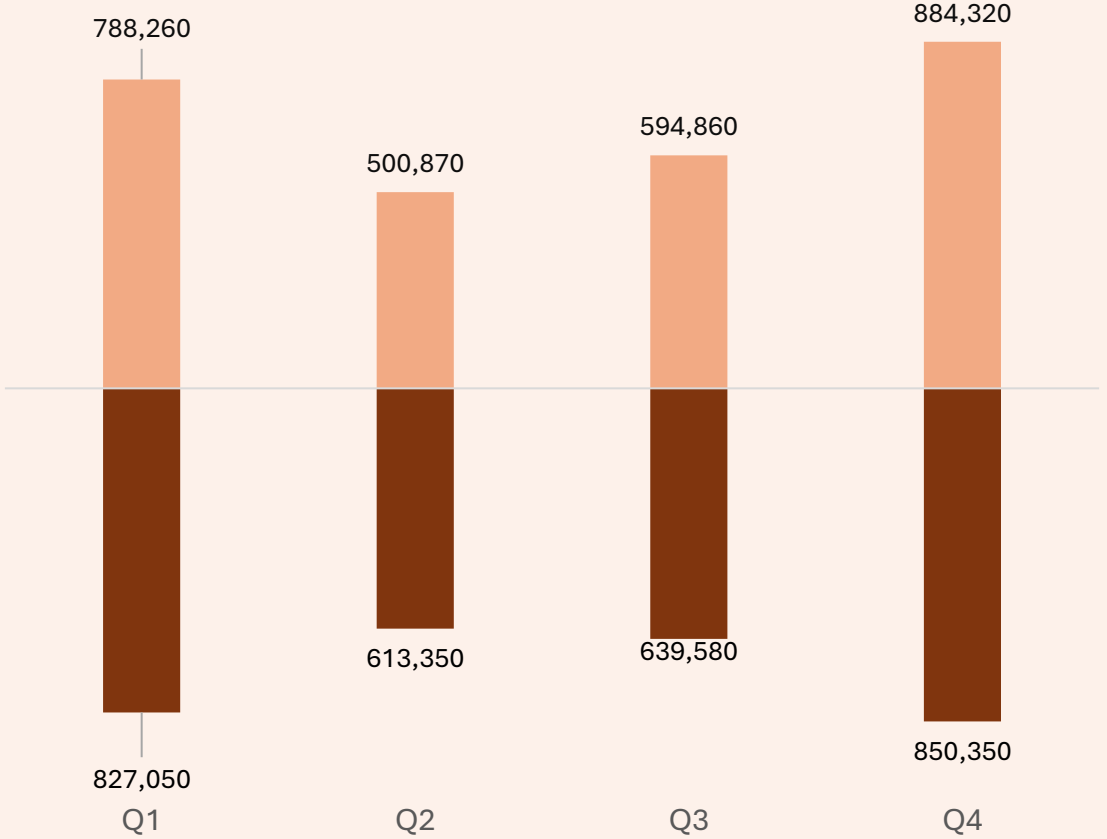
2025

2024



FEEs (Mn)

☛ FEE in 2025 has decreased by -5.5 % compared to 2024

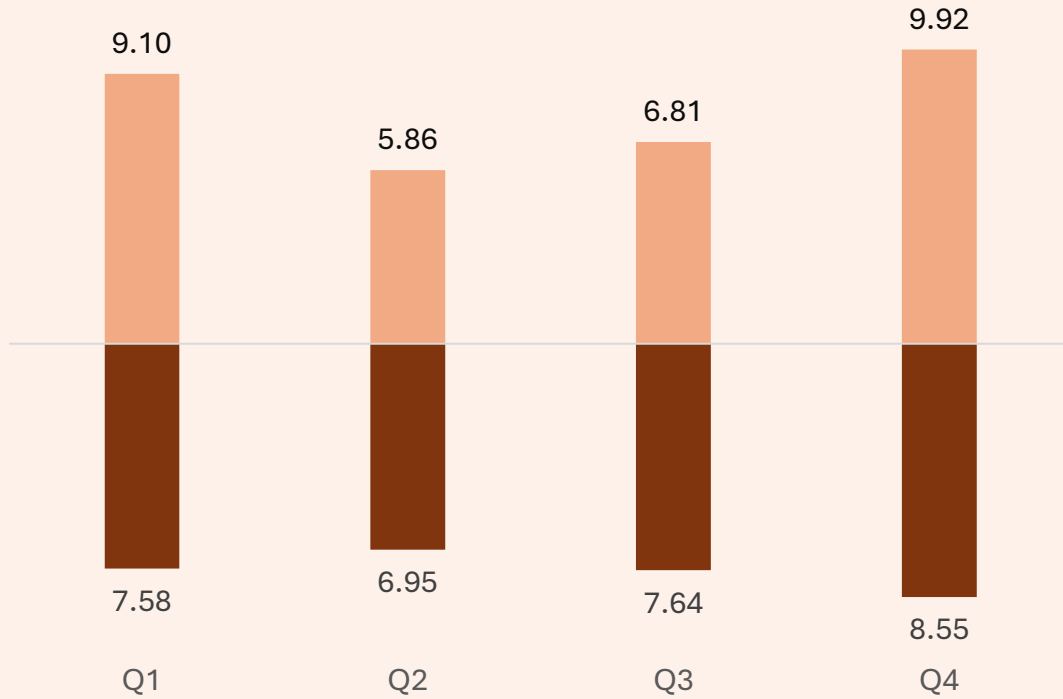


FEEs (USD)

☛ FEE in 2025 has increased by 3.2 % compared to 2019

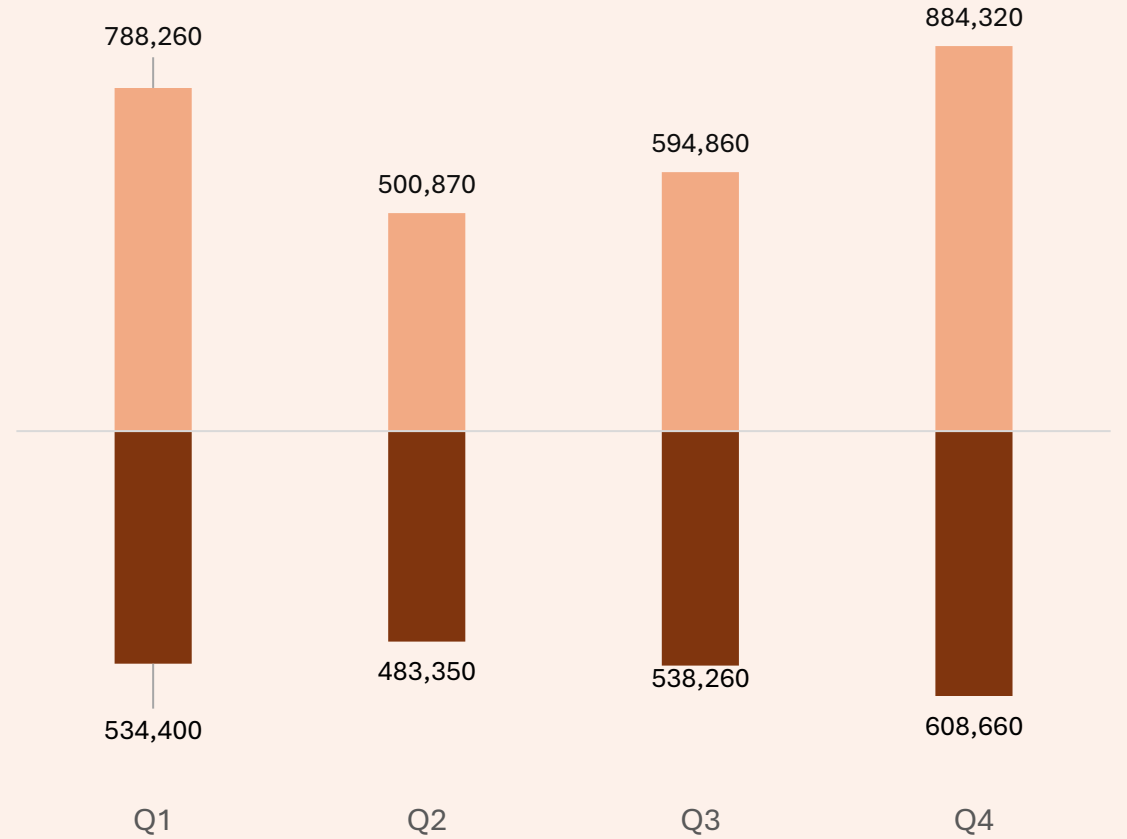
2025

2019



FEEs (Mn)

☛ Fee in 2025 has increased by 27.9 % compared to 2019



Multilateral Blocs



9.2 Lakh

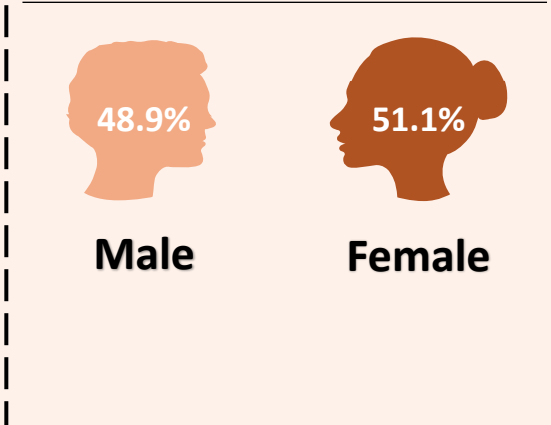
-0.9%
Compared to 2019

6.3%
Compared to 2024

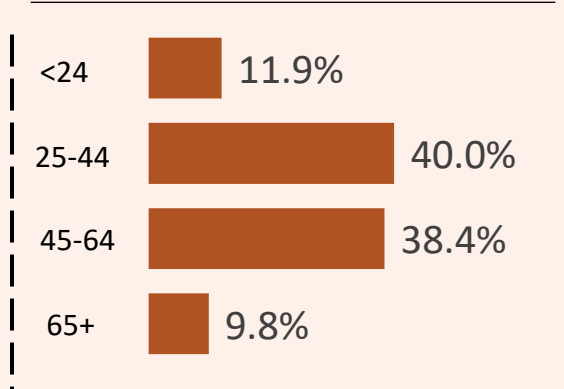
ASEAN (in Lakhs) : 10 Countries



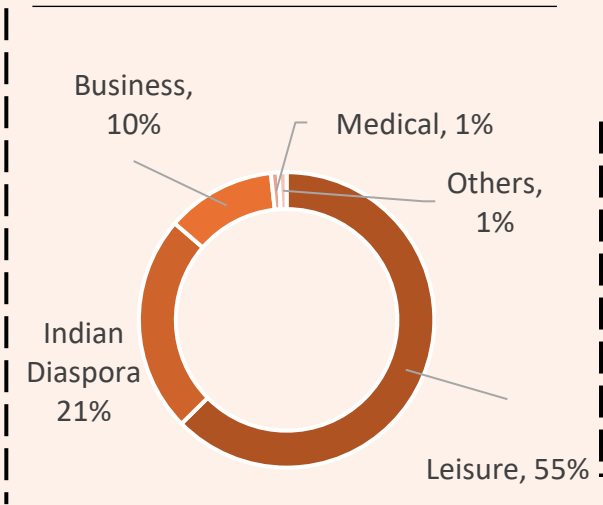
Gender wise



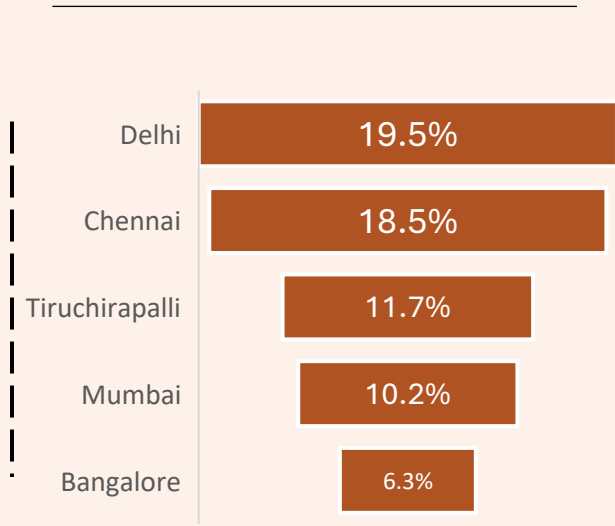
Age wise



Purpose wise



Port wise

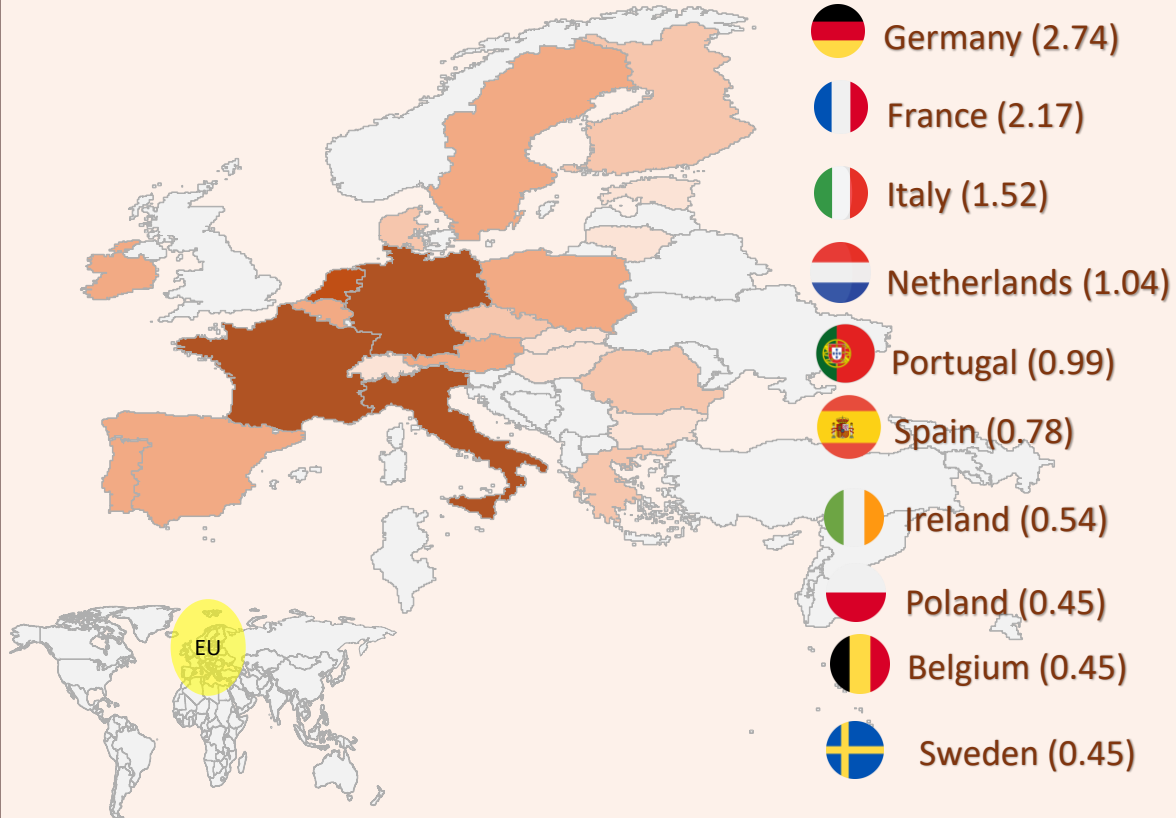


12.7 Lakh

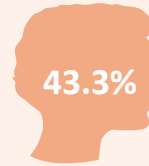
6.2%
Compared to 2019

6.1%
Compared to 2024


European Union (in Lakhs): 27 Countries



Gender wise

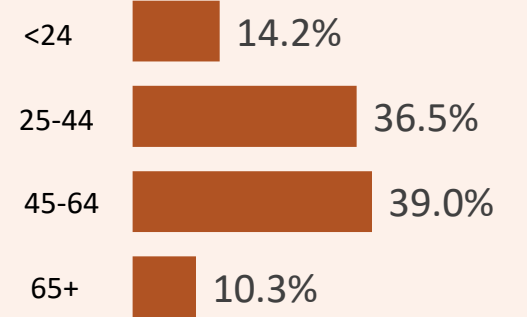


Male

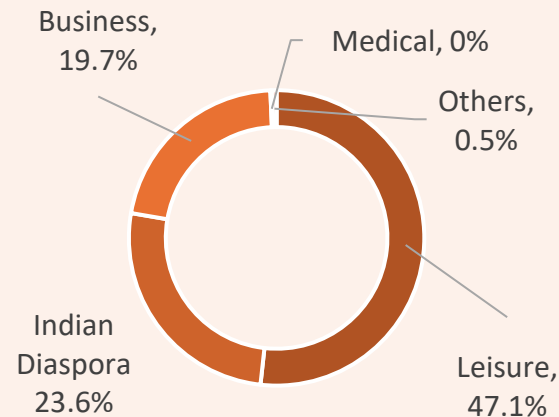


Female

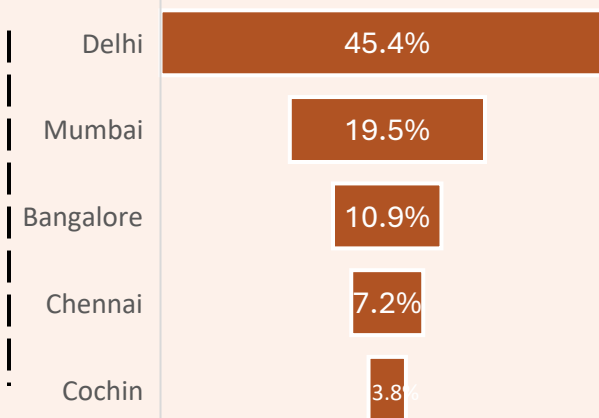
Age wise



Purpose wise



Port wise

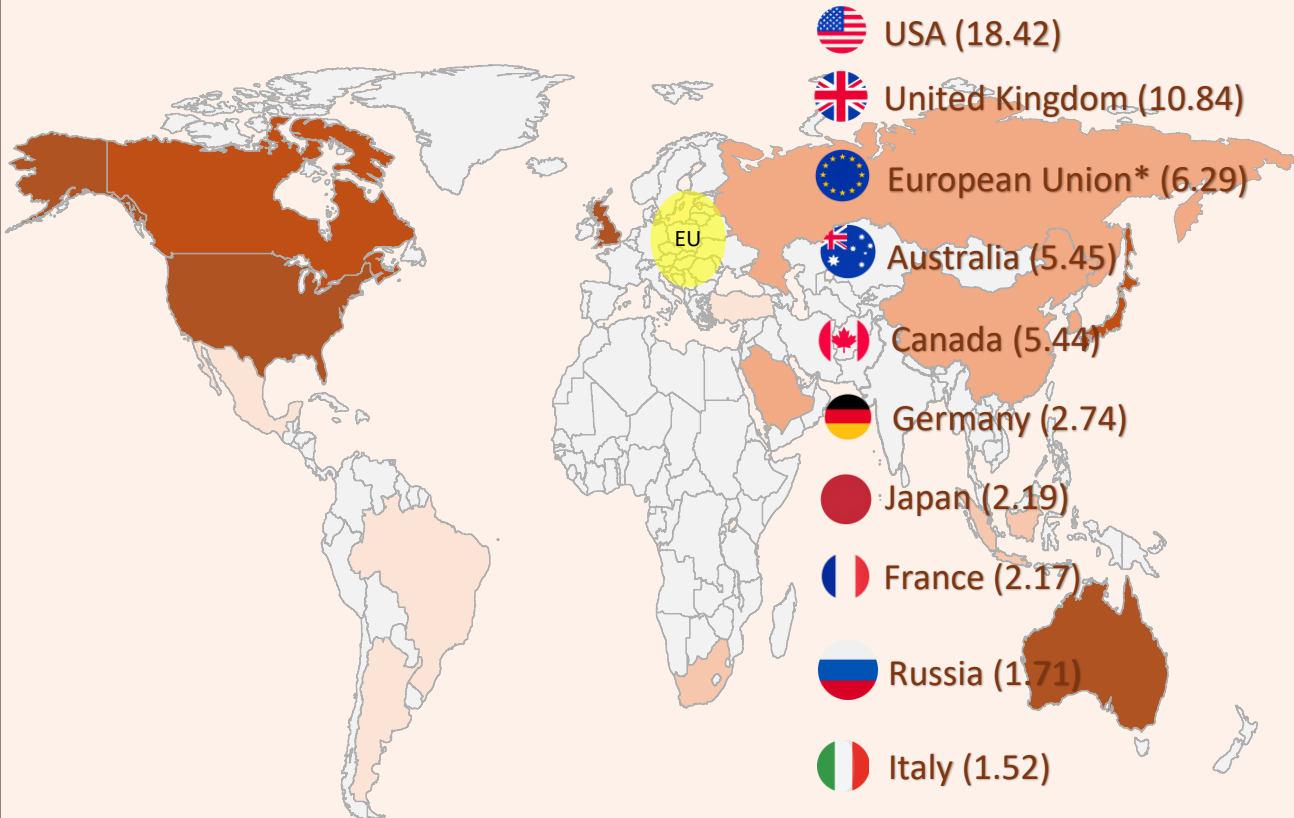


66.8 Lakh

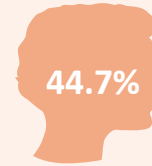
6.0%
Compared to 2019

5.1%
Compared to 2024

G20 (in Lakhs): 19 countries + EU



Gender wise

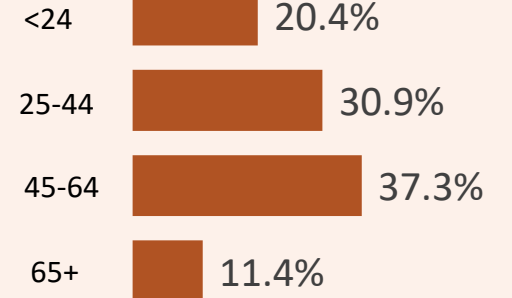


Male

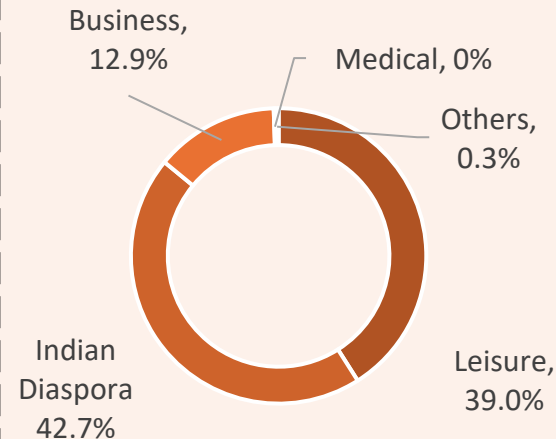


Female

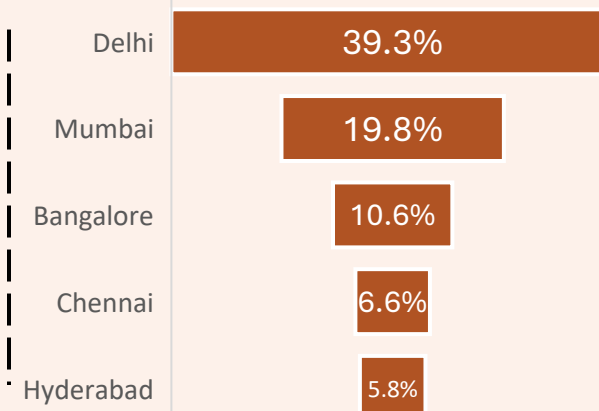
Age wise



Purpose wise



Port wise

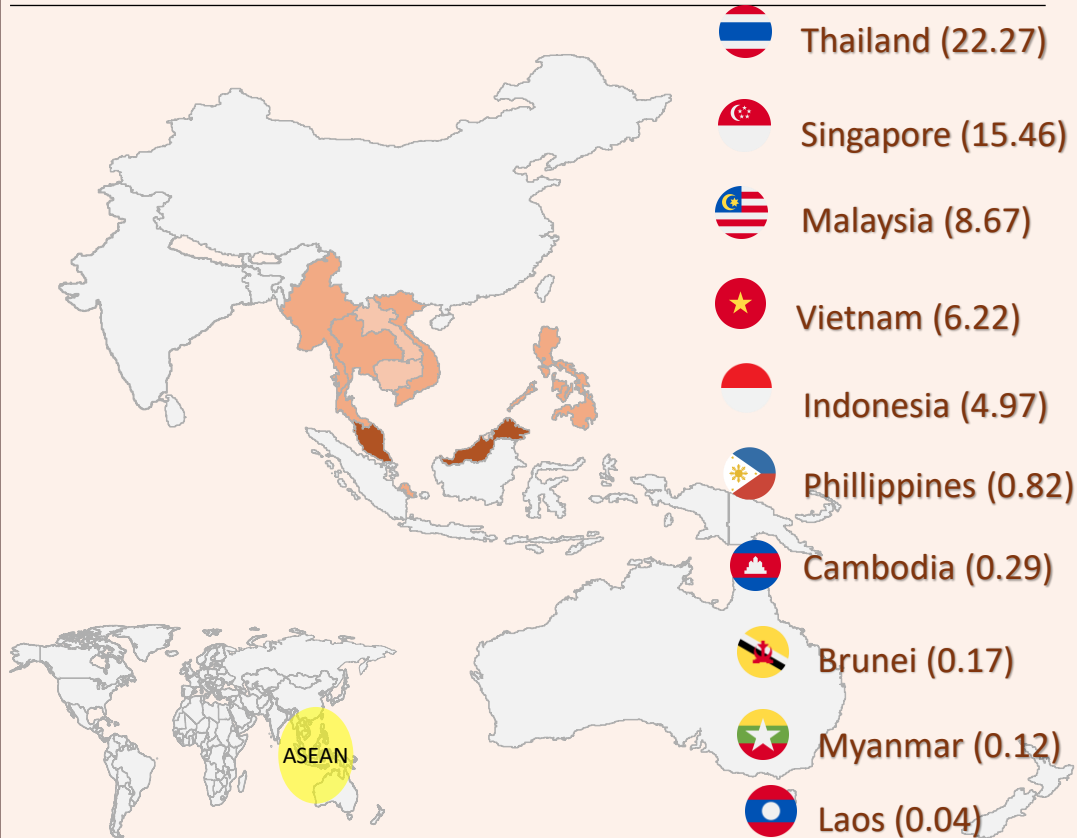


59.0 Lakh


25.2%
Compared to 2019

12.8%
Compared to 2024

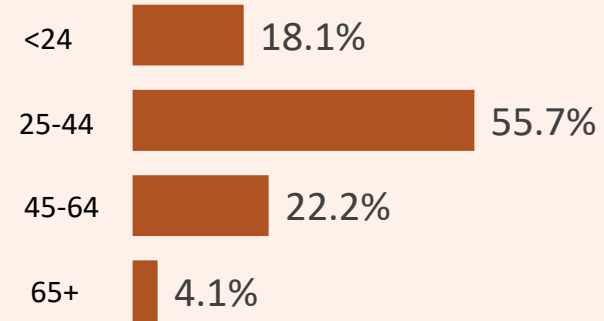
ASEAN (in Lakhs) : 10 Countries



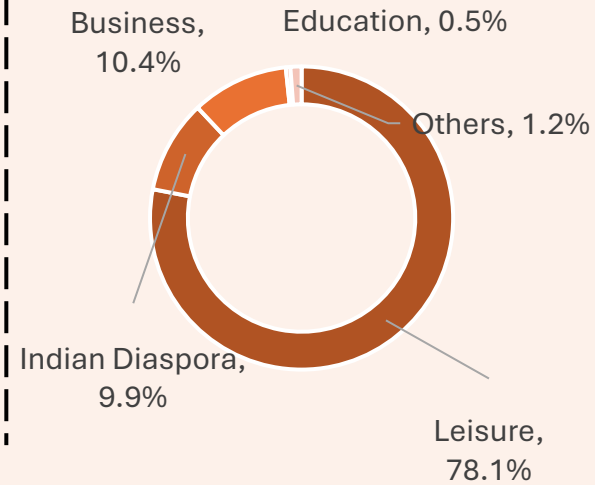
Gender wise



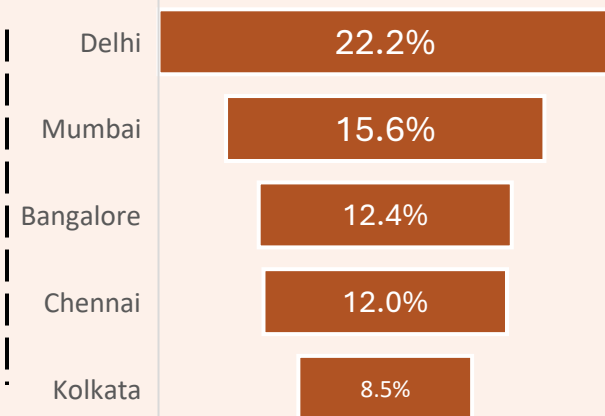
Age wise



Purpose wise



Port wise

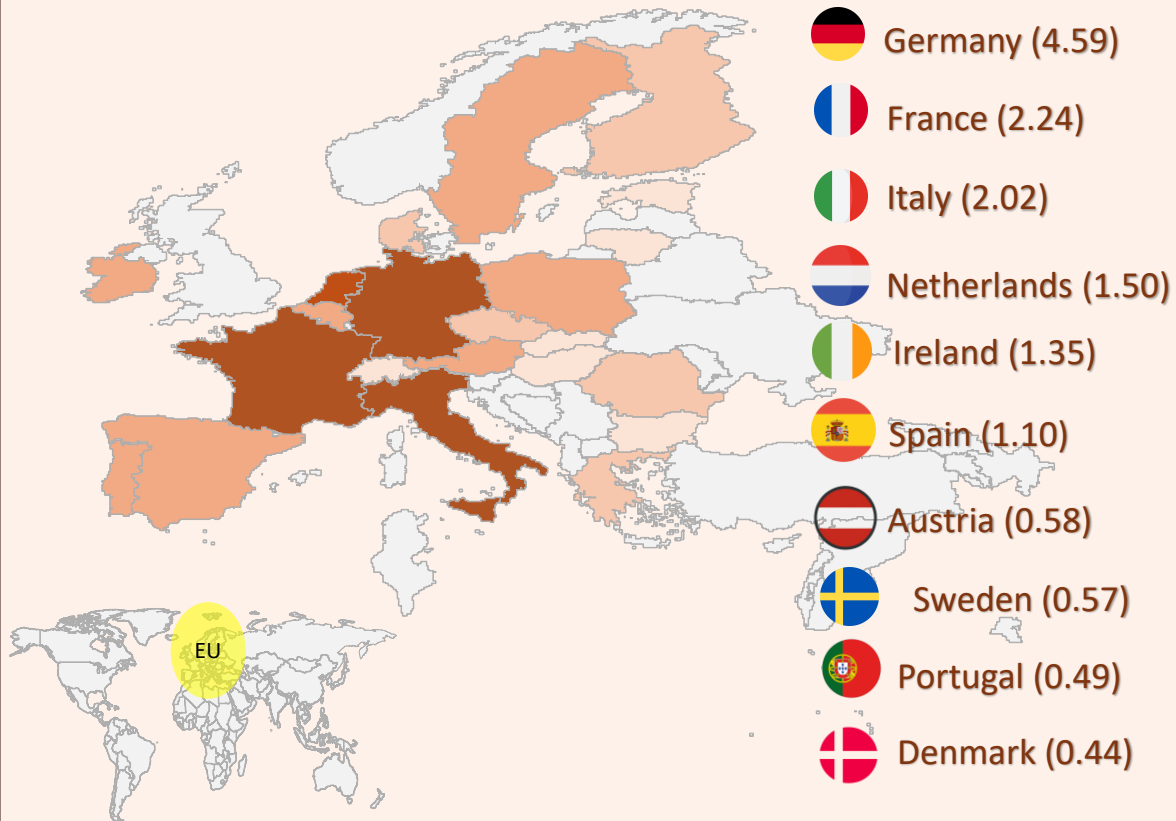


17.9 Lakh

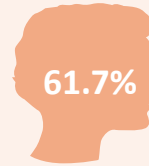
25.1%
Compared to 2019

6.1%
Compared to 2024

European Union (in Lakhs): 27 Countries



Gender wise

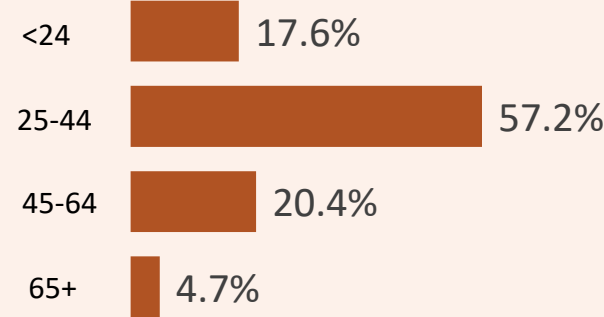


Male

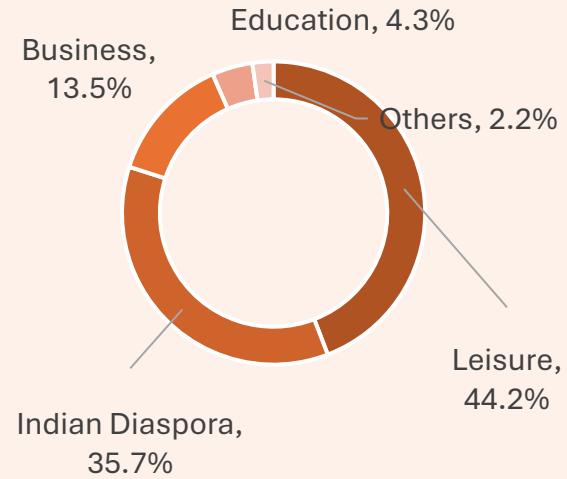


Female

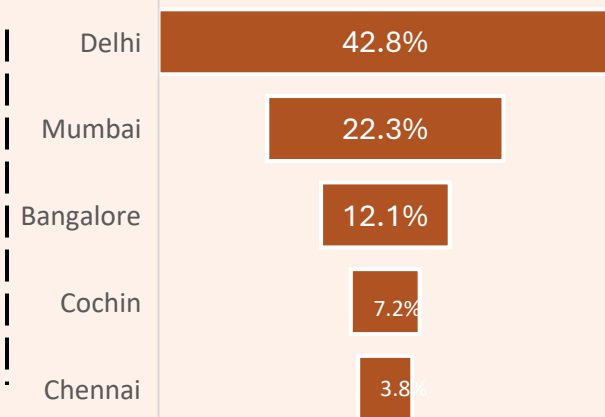
Age wise



Purpose wise



Port wise

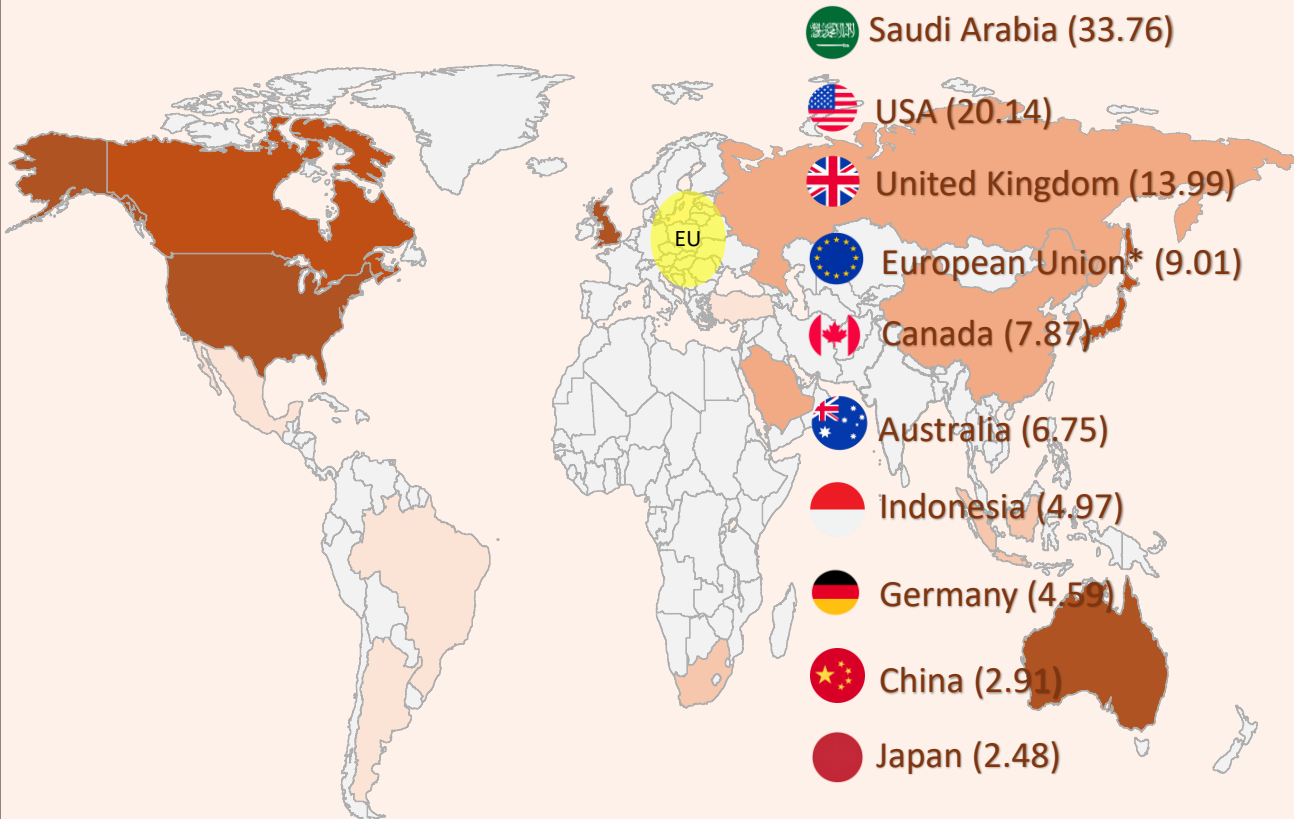


114.66 Lakh


20.1%
Compared to 2019

-0.5%
Compared to 2024

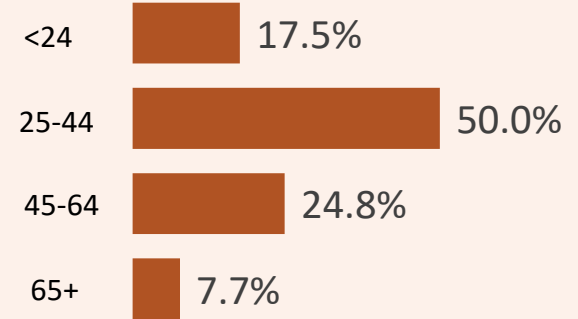
G20 (in Lakhs): 19 countries + EU



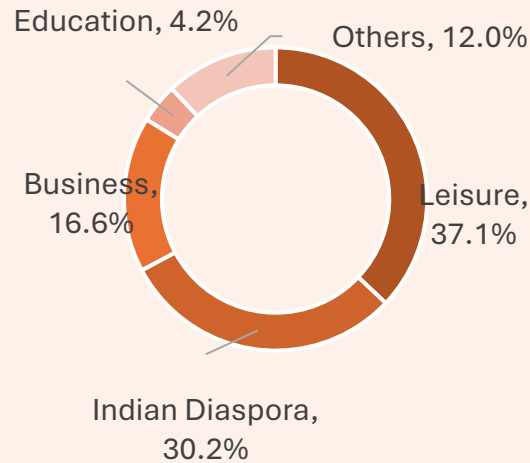
Gender wise



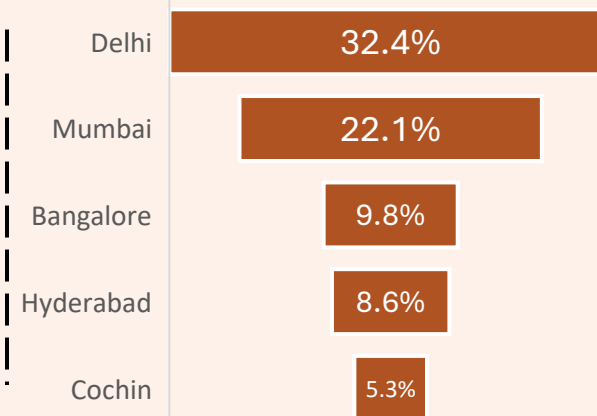
Age wise



Purpose wise

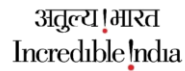


Port wise





Annexure



Overview

Inbound

Outbound

FEEs

Month wise Foreign Tourist Arrivals to India:

Month/ Year	Foreign Tourist Arrivals				Growth Rates	
	2019	2023	2024	2025	2024/19	2025/24
January	11,11,040	8,91,084	9,81,609	9,81,976	-11.6%	0.04%
February	10,90,516	8,93,352	10,32,301	9,50,813	-5.3%	-7.9%
March	9,78,236	8,24,549	8,93,021	7,71,454	-8.7%	-13.6%
April	7,74,651	6,25,772	6,72,684	6,23,677	-13.2%	-7.3%
May	6,15,136	6,18,086	6,22,189	4,89,373	1.1%	-21.4%
June	7,26,446	6,67,720	7,22,615	5,65,673	-0.5%	-21.7%
July	8,18,125	7,86,486	7,99,842	6,86,046	-2.2%	-14.2%
August	8,00,837	6,64,155	6,61,322	6,25,255	-17.4%	-5.5%
September	7,51,513	6,66,946	6,91,247	6,21,797	-8.0%	-10.1%
October	9,45,017	8,32,233	8,40,330	7,94,948	-11.1%	-5.4%
November	10,92,440	9,48,631	9,73,941	9,58,722	-10.8%	-1.6%
December	12,26,398	11,01,914	10,60,621	10,79,032	-13.5%	1.7%
Total (January-December)	1,09,30,355	95,20,928	99,51,722	91,48,766	-9.0%	-8.1%



Overview

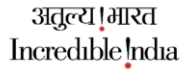
Inbound

Outbound

FEEs

Foreign Tourist Arrivals From ASEAN to India:

Countries	Foreign Tourist Arrivals						
	2019	2020	2021	2022	2023	2024	2025
Brunei	578	106	21	186	443	863	1,389
Cambodia	6,271	2,799	578	2,938	8,167	11,326	6,681
Indonesia	50,177	11,795	2,105	13,961	32,677	39,227	43,319
Laos	1,818	470	22	776	1,860	2,997	2,245
Malaysia	3,34,579	69,897	6,628	1,26,192	2,62,458	3,07,526	3,36,832
Myanmar	86,842	35,291	3,013	15,963	51,235	47,588	68,973
Phillipinese	56,393	16,052	6,927	28,379	50,064	57,542	59,058
Singapore	1,90,089	33,747	13,407	1,32,668	1,83,772	2,05,383	2,18,002
Thailand	1,69,956	52,626	4,668	54,367	1,16,060	1,40,489	1,28,881
Vietnam	33,636	8,828	1,104	37,232	57,284	54,091	56,647
Timor-Leste	201	11	1	118	210	178	154
ASEAN Total	9,30,540	2,31,622	38,474	4,12,780	7,64,230	8,67,210	9,22,027



Overview

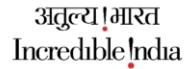
Inbound

Outbound

FEEs

Foreign Tourist Arrivals From European Union to India:

Countries	Foreign Tourist Arrivals						
	2019	2020	2021	2022	2023	2024	2025
Austria	32,332	9,182	4,411	18,375	27,420	30,393	32,431
Belgium	39,263	11,022	7,382	24,172	36,158	39,813	44,883
Bulgaria	5,735	1,655	590	2,485	4,936	5,938	5,354
Croatia	3,889	1,249	623	2,049	3,670	4,132	4,095
Cyprus	2,093	524	334	1,194	1,816	2,274	2,166
Czech	13,290	3,607	983	6,287	11,656	13,890	15,514
Denmark	26,492	8,252	2,025	12,331	20,200	22,456	22,849
Estonia	3,181	1,004	162	1,295	2,789	2,965	3,147
Finland	18,945	4,310	1,329	8,781	12,241	12,764	13,448
France	2,47,238	74,243	30,374	1,20,282	1,88,981	2,06,855	2,16,937
Germany	2,64,973	72,558	33,772	1,41,425	2,23,575	2,56,348	2,73,526
Greece	10,317	2,854	1,144	4,988	9,206	10,596	10,087
Hungary	9,788	2,964	653	4,298	8,156	9,040	9,660
Ireland	41,183	9,708	7,600	30,959	39,166	46,494	54,039



Overview

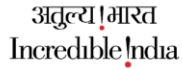
Inbound

Outbound

FEEs

Foreign Tourist Arrivals From European Union to India:

Countries	Foreign Tourist Arrivals						
	2019	2020	2021	2022	2023	2024	2025
Latvia	3,552	1,035	327	1,794	3,164	3,649	3,958
Lithuania	5,411	1,617	779	2,830	5,611	6,305	6,018
Luxembourg	1,336	381	211	1,006	1,699	2,167	2,562
Malta	1,774	513	278	1,136	1,874	2,134	2,259
Netherlands	80,313	26,258	15,631	55,019	82,047	93,579	1,03,950
Poland	33,687	12,161	2,461	18,025	35,457	43,316	45,202
Portugal	74,743	31,005	32,064	69,522	81,916	92,582	98,752
Romania	14,064	3,521	1,360	6,744	13,003	15,087	14,573
Slovak Republic	6,216	1,483	440	2,974	5,596	6,644	7,208
Slovenia	3,710	1,112	359	1,822	3,559	4,056	4,008
Spain	83,322	16,335	6,982	39,658	73,412	81,959	78,165
Sweden	42,318	11,992	5,579	22,372	36,007	41,246	44,843
Total	11,97,737	3,41,731	1,71,512	6,64,049	10,49,346	11,98,921	12,71,567



Overview

Inbound

Outbound

FEEs

Foreign Tourist Arrivals From G-20 to India:

Countries	Foreign Tourist Arrivals						
	2019	2020	2021	2022	2023	2024	2025
Argentina	12,844	4,294	530	4,720	9,985	9,638	10,806
Australia	3,67,241	86,758	33,864	3,76,898	4,56,167	5,18,205	5,45,438
Brazil	25,422	8,092	2,055	12,301	21,977	24,782	24,727
Canada	3,51,859	1,22,868	80,437	2,89,259	3,85,938	4,76,273	5,44,326
China	3,39,442	39,586	3,502	11,762	30,585	38,960	51,402
France	2,47,238	74,243	30,374	1,20,282	1,88,981	2,06,855	2,16,937
Germany	2,64,973	72,558	33,772	1,41,425	2,23,575	2,56,348	2,73,526
Indonesia	50,177	11,795	2,105	13,961	32,677	39,227	43,319
Italy	1,28,572	31,186	13,659	62,226	1,16,031	1,42,239	1,51,933
Japan	2,38,903	48,191	15,358	64,196	1,50,521	1,94,875	2,19,174



Overview

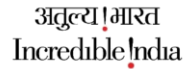
Inbound

Outbound

FEEs

Foreign Tourist Arrivals From G-20 to India:

Countries	Foreign Tourist Arrivals						
	2019	2020	2021	2022	2023	2024	2025
Korea (Rok)	1,49,445	32,302	13,330	49,423	97,726	1,12,924	84,389
Mexico	20,766	4,580	859	8,915	16,095	18,408	18,346
Russian Federation	2,51,319	1,02,166	17,567	97,911	1,64,125	1,60,188	1,71,453
Saudi Arabia	48,526	10,423	1,088	18,513	39,127	46,167	47,532
South Africa	57,274	12,561	3,820	25,860	41,969	44,168	43,596
Turkey	35,113	10,853	3,710	18,996	33,590	35,829	31,358
United Kingdom	10,00,292	2,91,874	1,64,143	6,41,051	9,20,591	10,22,587	10,84,310
United States Of America	15,12,032	3,94,092	4,29,860	14,03,399	16,91,498	18,04,586	18,41,772
European Union*	5,56,954	1,63,744	93,707	3,40,116	5,20,759	5,93,479	6,29,171
Total	56,58,392	15,22,166	9,43,740	37,01,214	51,41,917	57,45,738	60,33,515



Overview

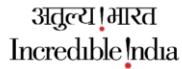
Inbound

Outbound

FEEs

Month wise Indian National's Departures from India:

Month/ Year	Indian National Departures				Growth Rates	
	2019	2023	2024	2025	2024/19	2025/24
January	23,09,062	21,98,262	25,84,397	27,55,426	19.3%	6.6%
February	19,92,487	19,94,374	23,18,145	24,76,284	24.3%	6.8%
March	22,03,115	22,29,694	24,57,289	25,68,196	16.6%	4.5%
April	22,92,018	22,36,688	25,70,583	28,81,826	25.7%	12.1%
May	23,84,815	25,84,231	29,44,771	30,29,690	27.0%	2.9%
June	21,98,582	22,69,948	24,71,708	25,60,408	16.5%	3.6%
July	21,80,437	22,88,377	23,87,347	25,35,068	16.3%	6.2%
August	23,51,701	25,35,298	27,52,216	28,79,624	22.4%	4.6%
September	23,54,445	25,21,229	27,14,968	29,19,566	24.0%	7.5%
October	21,45,065	22,65,957	24,27,807	27,17,411	26.7%	11.9%
November	21,47,330	22,30,311	25,47,229	26,46,920	23.3%	3.9%
December	23,55,977	25,23,271	27,08,588	28,58,660	21.3%	5.5%
Total (January-December)	2,69,15,034	2,78,77,640	3,08,85,048	3,28,29,079	22.0%	6.3%



Overview

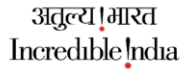
Inbound

Outbound

FEEs

Indian National Departures to ASEAN countries from India:

Countries	Indian National Departures						
	2019	2020	2021	2022	2023	2024	2025
Brunei	19,090	4,426	607	12,997	15,103	15,939	16,705
Cambodia	28,220	4,864	595	13,804	27,145	28,660	28,563
Indonesia	3,40,915	67,214	6,692	1,67,463	3,78,662	4,98,675	4,97,260
Laos	2,202	531	174	1,647	2,709	3,371	4,483
Malaysia	7,75,286	1,31,773	18,744	3,08,129	5,04,993	7,65,344	8,67,126
Myanmar	31,667	10,480	2,914	7,247	11,209	11,465	12,305
Phillipines	81,771	20,356	4,491	47,136	60,818	68,354	82,172
Singapore	15,97,707	2,89,287	1,00,278	10,12,812	13,83,312	15,34,984	15,45,852
Thailand	17,43,261	2,35,584	11,531	9,51,736	14,80,104	19,08,520	22,27,169
Vietnam	93,921	20,984	4,659	1,23,731	3,11,579	3,98,673	6,22,237
Timor-Leste	796	204	149	841	1,249	1,629	1,871
ASEAN Total	47,14,836	7,85,703	1,50,834	26,47,543	41,76,883	52,35,614	59,03,872



Overview

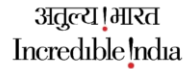
Inbound

Outbound

FEEs

Indian National Departures to European countries from India:

Countries	Indian National Departures						
	2019	2020	2021	2022	2023	2024	2025
Austria	40,520	5,763	4,522	22,942	41,146	44,780	57,945
Belgium	40,813	10,965	13,416	28,700	33,870	35,293	35,523
Bulgaria	3,097	538	708	1,943	2,615	3,086	4,544
Croatia	7,052	620	1,738	6,193	9,745	13,969	12,405
Cyprus	11,398	4,041	3,721	8,853	9,984	12,920	17,914
Czech	27,684	4,002	3,491	9,137	15,927	21,110	25,631
Denmark	39,615	8,701	9,339	23,332	34,020	40,839	43,531
Estonia	2,668	701	950	1,972	2,342	2,713	2,988
Finland	23,819	6,450	4,471	19,069	27,494	30,510	33,511
France	2,20,270	32,955	44,484	1,42,096	2,03,244	2,26,521	2,24,161
Germany	3,24,678	91,352	1,19,635	2,54,601	3,50,598	4,21,457	4,58,819
Greece	39,812	6,977	4,449	21,630	29,523	37,150	42,260
Hungary	24,555	3,884	4,374	15,803	21,280	23,777	21,012
Ireland	47,260	20,882	31,133	75,532	97,850	1,21,550	1,34,531



Overview

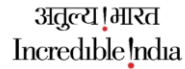
Inbound

Outbound

FEEs

Indian National Departures to European countries from India:

Countries	Indian National Departures						
	2019	2020	2021	2022	2023	2024	2025
Italy	2,18,182	63,769	52,847	1,37,837	1,82,473	2,17,002	2,01,869
Latvia	3,580	1,104	1,260	2,530	4,193	5,296	6,036
Lithuania	1,970	649	935	1,971	3,730	6,198	6,449
Luxembourg	4,734	1,640	2,619	5,742	7,129	7,572	8,245
Malta	7,504	3,012	3,973	13,032	17,379	18,776	25,675
Netherlands	1,34,831	29,732	36,316	89,030	1,22,714	1,38,804	1,49,532
Poland	22,493	6,416	11,080	28,409	32,720	32,731	35,278
Portugal	18,412	7,812	9,959	22,748	31,145	39,431	48,684
Romania	1,524	230	350	1,547	2,479	2,796	11,612
Slovak Republic	5,648	2,040	3,621	6,941	9,679	10,213	6,995
Slovenia	1,502	435	527	1,779	3,751	4,482	3,645
Spain	98,695	22,593	23,490	74,097	96,619	1,08,377	1,09,618
Sweden	55,340	16,131	18,120	46,148	53,595	56,014	56,945
Total	14,27,656	3,53,394	4,11,528	10,63,614	14,47,244	16,83,367	17,85,358



Overview

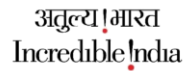
Inbound

Outbound

FEEs

Indian National Departures to G-20 countries from India:

Countries	Indian National Departures						
	2019	2020	2021	2022	2023	2024	2025
Argentina	2,840	698	433	1,355	1,877	2,148	2,910
Australia	5,89,539	1,65,580	36,915	4,89,404	6,22,068	6,61,405	6,74,798
Brazil	14,526	5,857	4,483	11,636	15,765	16,835	18,103
Canada	6,34,460	2,27,258	2,59,700	7,79,278	9,88,362	9,45,652	7,86,990
China	3,58,685	20,380	2,096	7,188	1,57,090	2,58,082	2,91,284
France	2,20,270	32,955	44,484	1,42,096	2,03,244	2,26,521	2,24,161
Germany	3,24,678	91,352	1,19,635	2,54,601	3,50,598	4,21,457	4,58,819
Indonesia	3,40,915	67,214	6,692	1,67,463	3,78,662	4,98,675	4,97,260
Italy	2,18,182	63,769	52,847	1,37,837	1,82,473	2,17,002	2,01,869
Japan	1,36,191	28,470	16,104	56,448	1,31,715	1,81,029	2,48,168
Korea (Rok)	9,483	3,079	24,165	7,956	10,086	11,668	74,126
Mexico	60,406	12,848	11,006	36,022	61,624	65,007	11,570
Russian Federation	1,00,067	11,206	46,275	42,688	61,478	92,902	1,23,007
Saudi Arabia	29,16,049	5,50,353	2,69,327	24,75,314	30,86,039	34,23,711	33,76,145



Overview

Inbound

Outbound

FEEs

Indian National Departures to G-20 countries from India:

Countries	Indian National Departures						
	2019	2020	2021	2022	2023	2024	2025
South Africa	86,812	22,438	24,500	53,905	74,870	72,053	76,907
Turkey	1,07,479	16,530	18,607	1,17,995	1,19,243	1,43,167	86,361
United Kingdom	8,25,565	2,59,482	3,48,105	9,52,489	12,73,126	13,22,848	13,98,540
United States Of America	19,38,302	5,92,901	6,95,906	17,27,754	20,54,369	21,43,909	20,14,035
European Union*	6,64,526	1,65,318	1,94,562	5,29,080	7,10,929	8,18,387	9,00,509
Total	95,48,975	23,37,688	21,75,842	79,90,509	1,04,83,618	1,15,22,458	1,14,65,562



Overview

Inbound

Outbound

FEEs

Quarter-wise Foreign Exchange Earnings (FEEs) from Tourism in India:

Quarter	Foreign Exchange Earnings (in US\$ billion)					Growth Rate	
	2019	2023	2024	2025	2025/19	2025/24	
Q1	7.58	8.45	9.96	9.10	20.0%	-8.7%	
Q2	6.95	6.41	7.35	5.86	-15.8%	-20.4%	
Q3	7.64	7.48	7.64	6.81	-10.9%	-10.8%	
Q4	8.55	9.85	10.07	9.92	16.1%	-1.4%	
Total	30.72	32.19	35.02	31.69	3.2%	-9.5%	



Overview

Inbound

Outbound

FEEs

Quarter-wise Foreign Exchange Earnings (FEEs) from Tourism in India:

Quarter	Foreign Exchange Earnings (in INR Crore)				Growth Rate	
	2019	2023	2024	2025	2025/19	2025/24
Q1	53440	69476	82705	78826	47.5%	-4.7%
Q2	48335	52702	61335	50087	3.6%	-18.3%
Q3	53826	61845	63958	59486	10.5%	-7.0%
Q4	60866	82022	85035	88432	45.3%	4.0%
Total	216467	266045	293033	276831	27.9%	-5.5%