



वसुधैव कुटुम्बकम्
ONE EARTH • ONE FAMILY • ONE FUTURE

अतुल्य! भारत
Incredible! India



MONTHLY TOURISM STATISTICS

DECEMBER 2024



MINISTRY OF TOURISM
GOVERNMENT OF INDIA



Tourism – An Integral Driver for Economic Growth

Tourism is one of the world's largest economic sector that creates jobs, drives exports, and generates prosperity across the world. It also has the major potential to contribute to the local economy. India being diverse in landscapes, cuisines, heritage, adventure, wildlife and culture is emerged as a well-known destination for both overseas and domestic travellers in recent years. Tourism being integral pillar of the economy, various development initiative has been taken up by Ministry of Tourism, Government of India.

Role of tourism statistics is very critical in development of the tourism sector. Timely, complete, accurate and reliable statistics is essential ingredient for formulation of sound economic development policies, by which the decision making and development plans of the government becomes concentric.

The Research and Analytics (R&A) Division of the Ministry of Tourism is mandated for collection, compilation, publication and dissemination of all kind of tourism statistics. Also, for Promotion of research in the field of tourism Statistics and Market Research. R&A division brings out this monthly bulletin that mainly focuses tourism statistics related to foreign tourist arrivals(FTA), Indian national departure(IND), estimation of Foreign exchange earnings(FEE) from tourism and international scenario of tourism statistics on the basis of latest available UNWTO barometer.

R&A division is thankful to BOI and other stakeholders for providing the data and other relevant documents.

Team of Research and Analytics Division

1. Ms. Anita Baghel, ADG
2. Mr. Sanjay Kumar, Director
3. Mr. Harshit Agrawal, Deputy Director
4. Mr. Dilip Kumar, Deputy Director
5. Mr. Amit Kumar, Assistant Director
6. Mr. M.K. Raghuvanshi, Assistant Director
7. Ms. Charu Arora, DEO, Grade C

For feedback/suggestions/query, please send mail on tourism.mrd@nic.in




Tourism Statistics of India (December 2024)

Foreign Tourist Arrivals



10.29 Lakh

32,788 Crore



Foreign Exchange Earnings

Indian Nationals' Departures

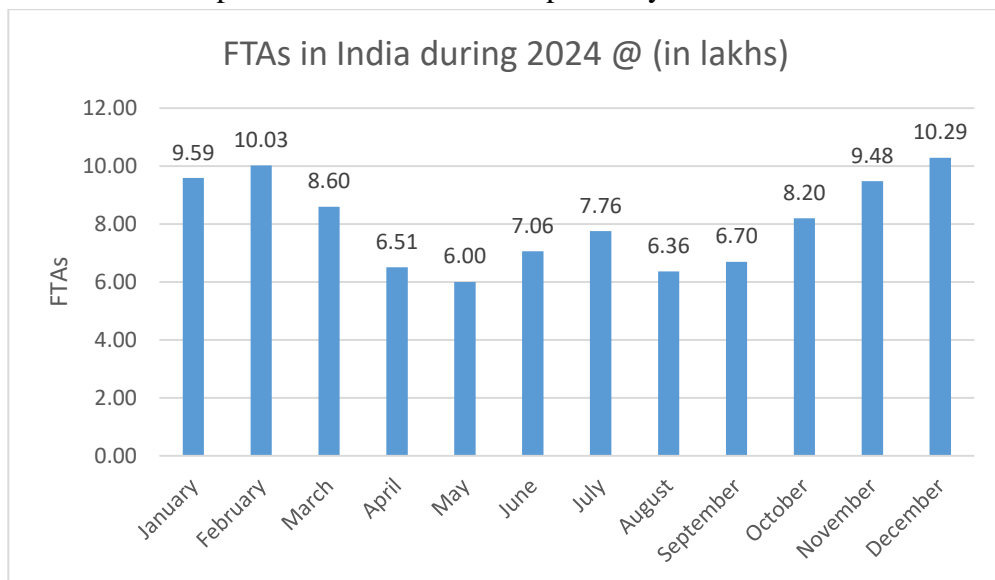


26.43 Lakh

1.Foreign Tourist Arrivals (FTAs)

1.1 FTAs in December, 2024 were 10,28,765 as compared to 11,01,914 in December, 2023 and 12,26,398 in December, 2019 registering a growth of -6.6% and -16.1% with respect to 2023 and 2019 respectively.

1.2 FTAs during the period January-December, 2024 were 96,57,003 as compared to 95,20,928 in January-December 2023 and 1,09,30,355 in January-December, 2019 registering a growth of 1.4% and -11.6% with respect to 2023 and 2019 respectively.

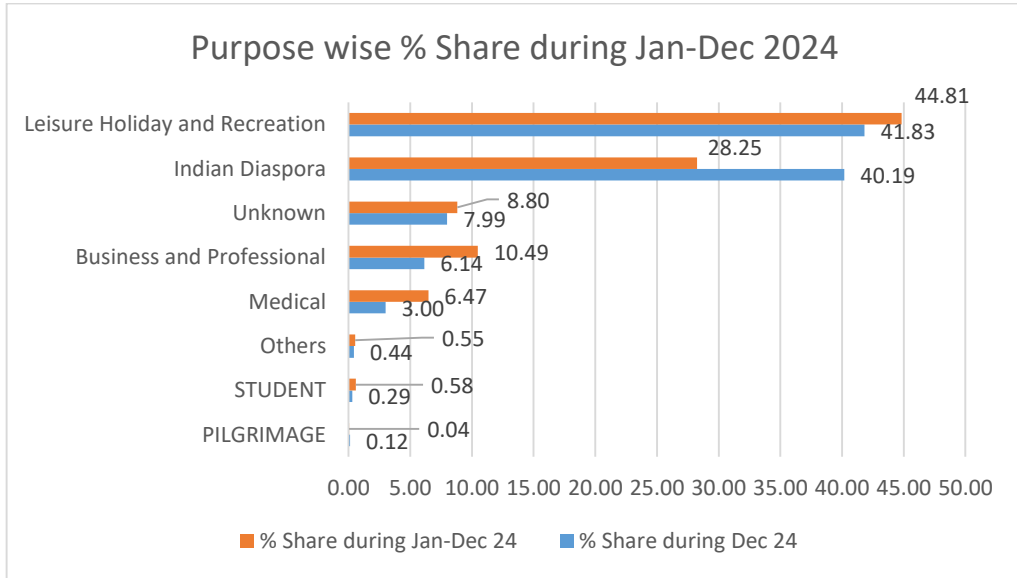


@: Provisional

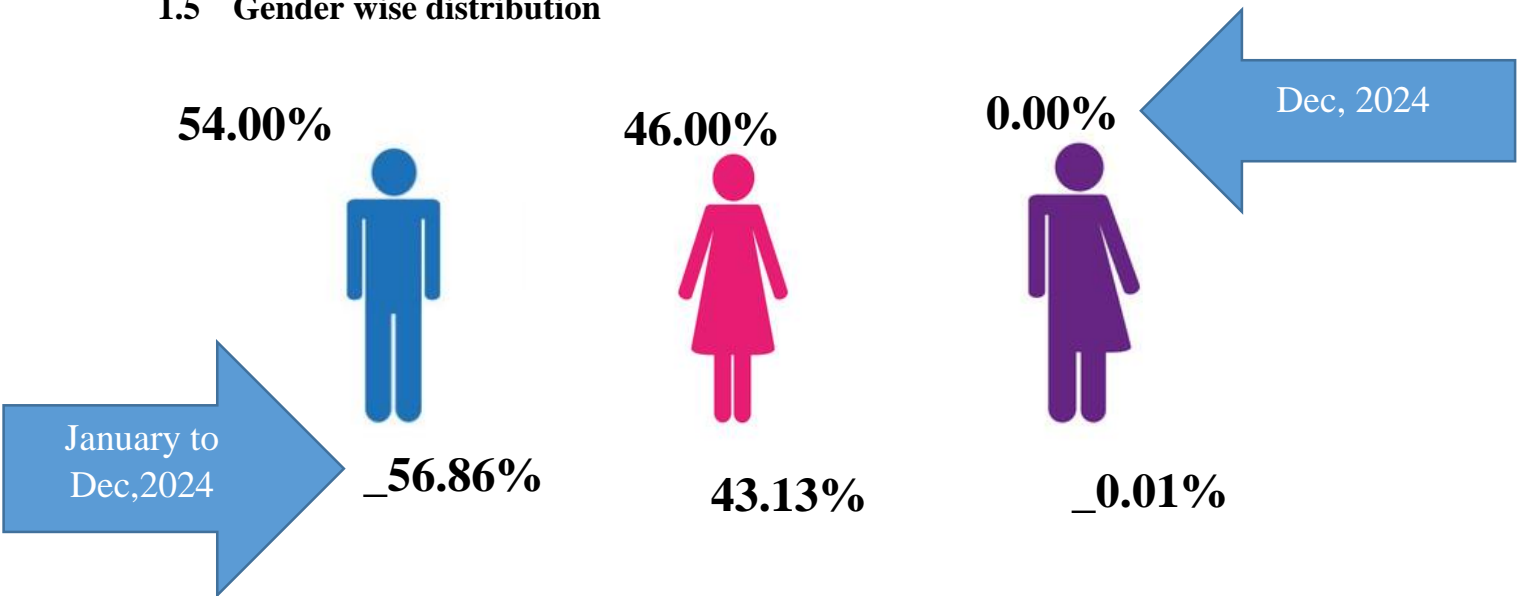
1.3 Percentage Share of Foreign Tourist Arrivals in India during December 2024 and during January to December 2024 among the top 5 source countries



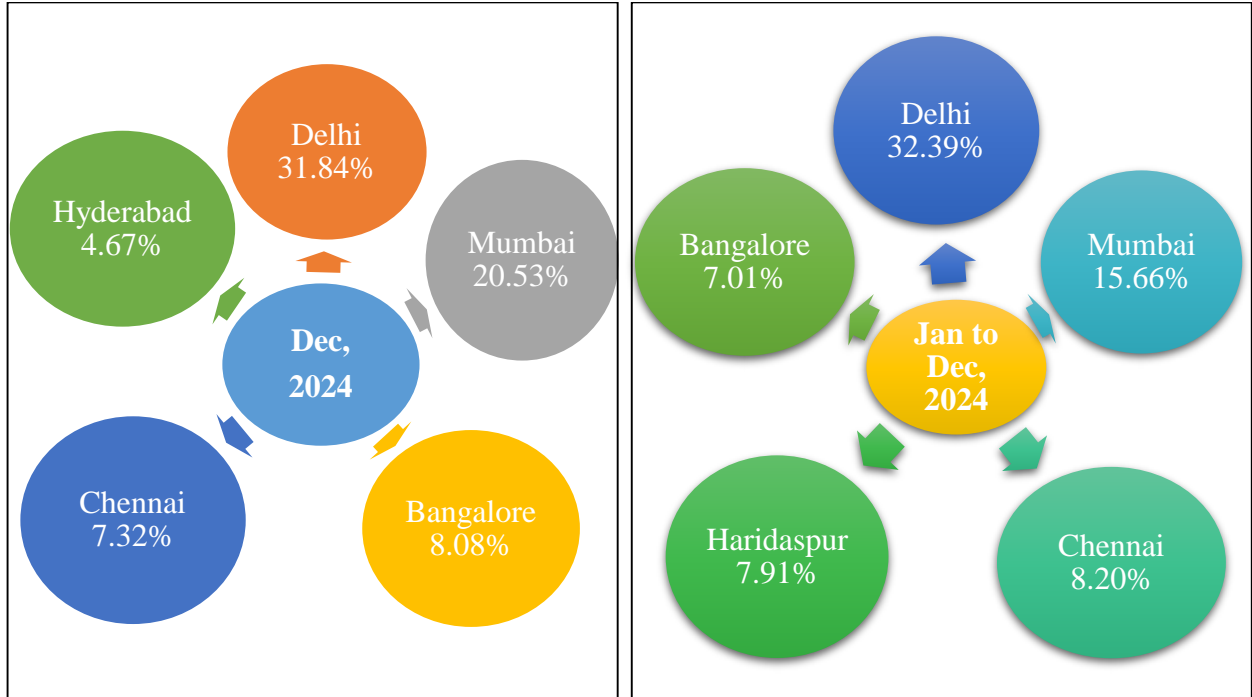
1.4 Purpose wise percentage share of Foreign Tourist Arrivals in India during December 2024 and during January to December 2024



1.5 Gender wise distribution



1.6 Percentage Share of Foreign Tourist Arrivals in India during December 2024 and January-December 2024 among the top 5 ports

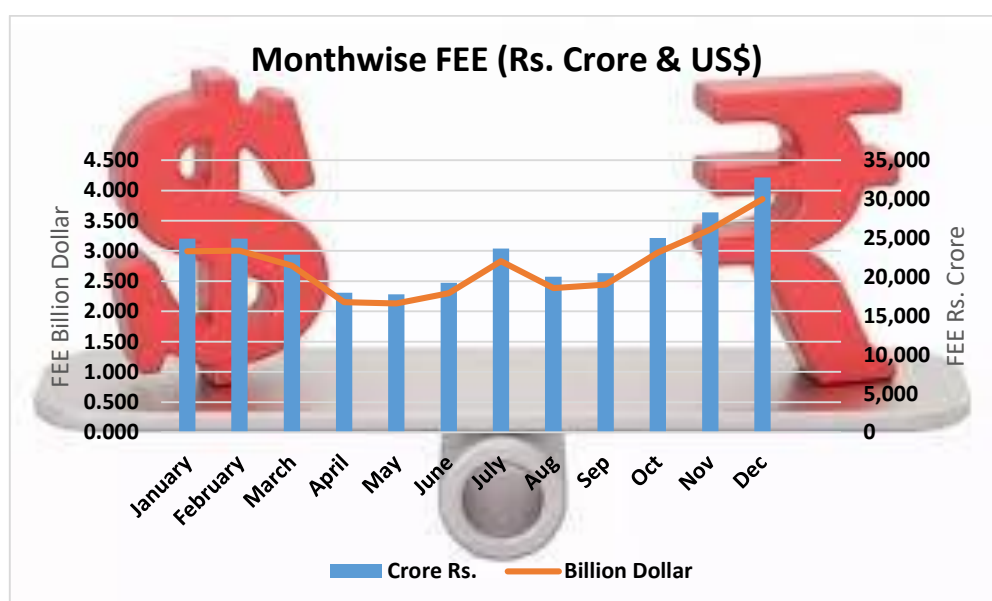


2. Foreign Exchange Earnings(FEEs)

- 2.1** FEEs during the month of December 2024 were Rs.32,788 crores as compared to Rs.24,707 crores in December 2023 and Rs.22,873 Crore in December, 2019 registering a growth of 32.71% and 43.35% with respect to 2023 and 2019 respectively.
- 2.2** FEEs in US\$ terms during the month of December 2024 were US\$ 3.858 billion as compared to FEEs of US\$ 2.967 billion during the month of December 2023 and US\$ 3.211 billion in December, 2019 registering a growth of 30.03% and 20.15% with respect to 2023 and 2019 respectively.

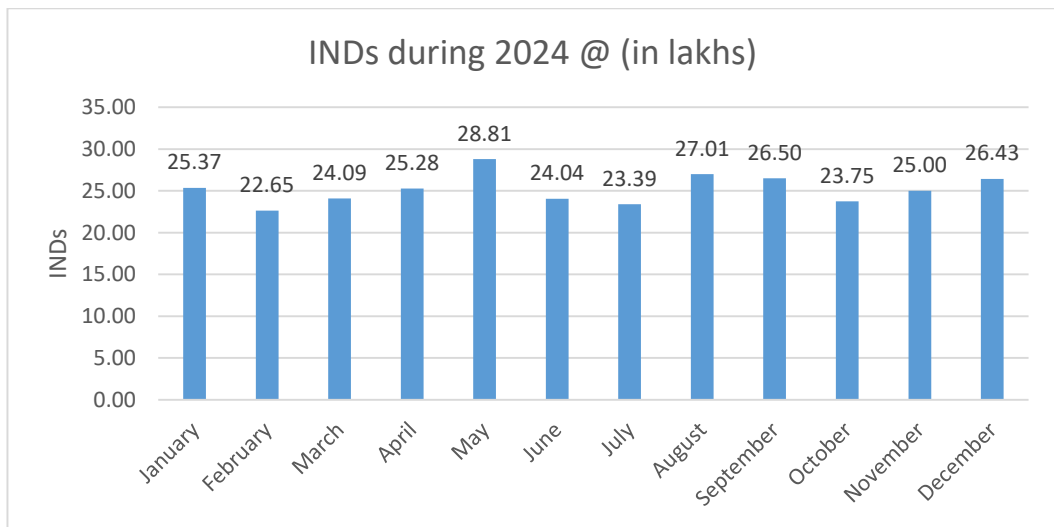


- 2.3** FEEs during the period January-December 2024 were Rs.2,77,842 crores as compared to Rs.2,31,927 crores in January-December 2023 and Rs.2,16,467 Crore in January-December, 2019 registering a growth of 19.80% and 28.35% with respect to 2023 and 2019 respectively.
- 2.4** FEE during the period January- December 2024 were US\$ 33.185 billion as compared to US\$ 28.077 billion in January- December 2023 and US\$ 30.721 billion January- December 2019 registering a growth of 18.19% and 8.02% with respect to 2023 and 2019 respectively.




3. Indian Nationals' Departures(FEEs)

- 3.1 INDs in December 2024 were 26,43,377 as compared to 25,23,271 in December 2023 and 23,55,977 in December 2019 registering a growth of 4.76% and 12.20% with respect to 2023 and 2019 respectively.
- 3.2 INDs during the period January- December, 2024 were 3,02,30,507 as compared to 2,78,77,640 in January- December, 2023 and 2,69,15,034 in January-December 2019 registering a growth of 8.44% and 12.32% with respect to 2023 and 2019 respectively.

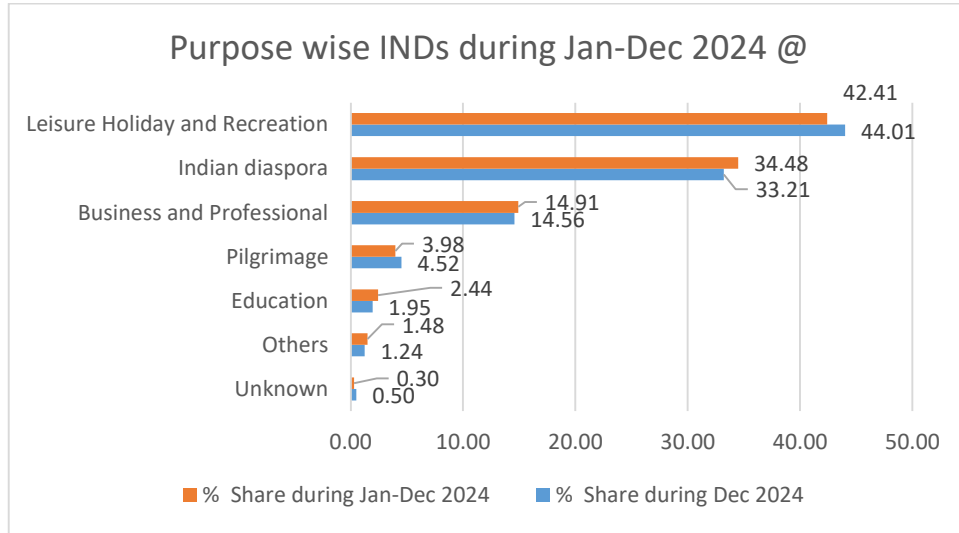


@: Provisional

3.3 Percentage Share of Indian Nationals' Departures during December 2024 and during January to December 2024 among the top 5 source countries




3.4 Purpose wise percentage share of Indian Nationals' Departures during December 2024 and during January to December 2024

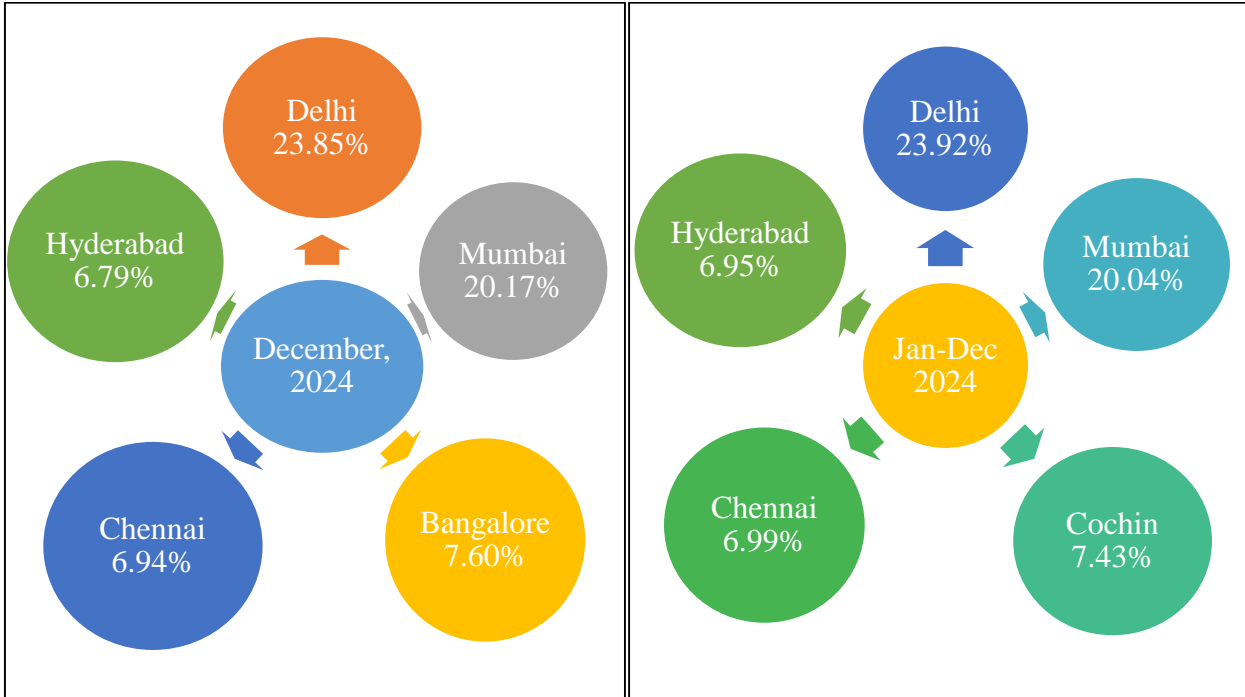


@: Provisional

3.5 Gender wise distribution

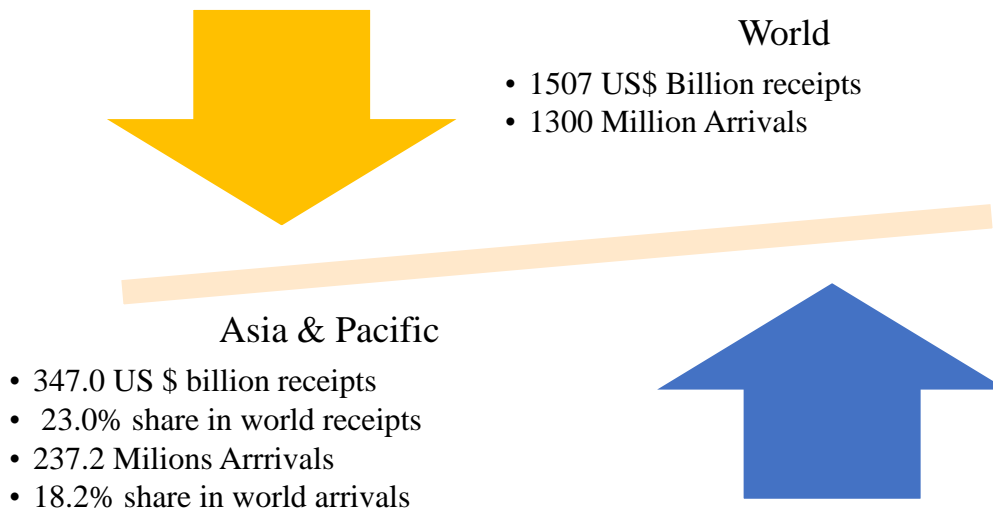


3.6 Percentage Share of INDs during December 2024 and January-December 2024 among the top 5 ports

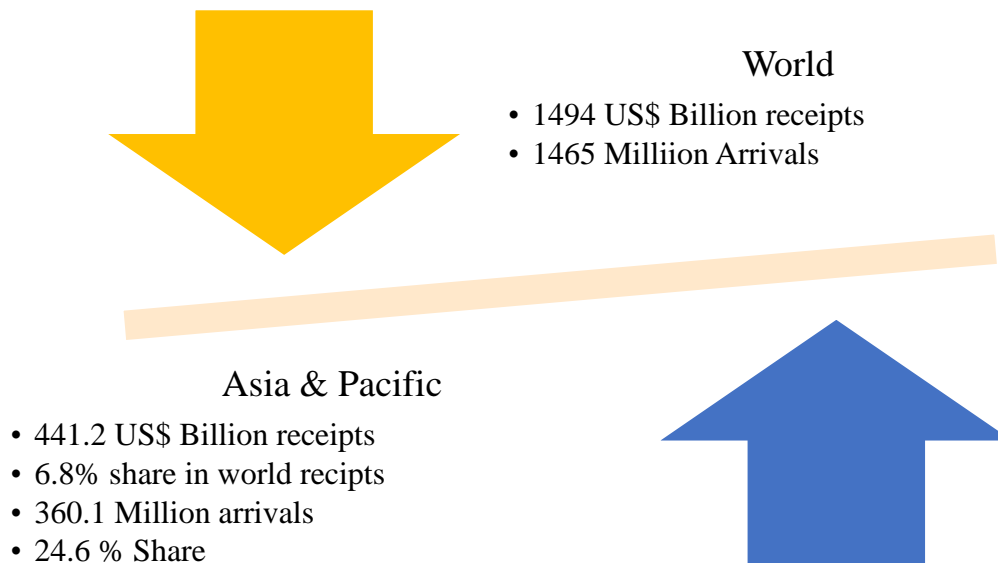




International Tourism 2023



International Tourism 2019



Source: UNWTO barometer May 2024