



अतुल्य ! भारत
Incredible ! India



MONTHLY TOURISM STATISTICS

JUNE 2024



MINISTRY OF TOURISM
GOVERNMENT OF INDIA



Tourism – An Integral Driver for Economic Growth

Tourism is one of the world's largest economic sector that creates jobs, drives exports, and generates prosperity across the world. It also has the major potential to contribute to the local economy. India being diverse in landscapes, cuisines, heritage, adventure, wildlife and culture is emerged as a well-known destination for both overseas and domestic travellers in recent years. Tourism being integral pillar of the economy, various development initiative has been taken up by Ministry of Tourism, Government of India.

Role of tourism statistics is very critical in development of the tourism sector. Timely, complete, accurate and reliable statistics is essential ingredient for formulation of sound economic development policies, by which the decision making and development plans of the government becomes concentric.

The Research and Analytics (R&A) Division of the Ministry of Tourism is mandated for collection, compilation, publication and dissemination of all kind of tourism statistics. Also, for Promotion of research in the field of tourism Statistics and Market Research. R&A division brings out this monthly bulletin that mainly focuses tourism statistics related to foreign tourist arrivals(FTA), Indian national departure(IND), estimation of Foreign exchange earnings(FEE) from tourism and international scenario of tourism statistics on the basis of latest available UNWTO barometer.

R&A division is thankful to BOI and other stakeholders for providing the data and other relevant documents.

Team of Research & Analytics Division

1. Ms. Anita Baghel, ADG
2. Mr. Fakhre Alam, Director
3. Mr. Harshit Agrawal, Deputy Director
4. Mr Amit Kumar, Assistant Director
5. Mr. M.K. Raghuvanshi, Assistant Director
6. Ms. Charu Arora, DEO, Grade C

For feedback/suggestions/query, please send mail on tourism.mrd@nic.in




Tourism statistics of India (June 2024)

Foreign Tourist Arrivals



7.06 Lakh

19,266 Crore



Foreign Exchange Earnings

Indian Nationals Departure

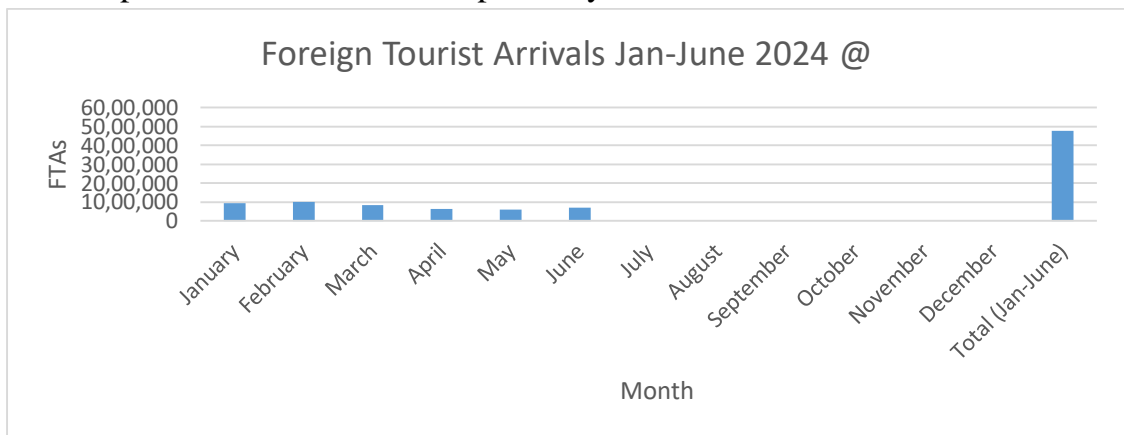


24.04 Lakh

Foreign Tourist Arrivals (FTAs)

- FTAs in June, 2024 were 7,06,045 as compared to 6,48,008 in June, 2023 and 7,26,446 in June, 2019 registering a growth of 9.0% and -2.8% with respect to 2023 and 2019 respectively.

FTAs during the period January- June, 2024 were 47,78,374 as compared to 43,80,239 in January-June 2023 and 52,96,025 in January-June, 2019 registering a growth of 9.1% and -9.8% with respect to 2023 and 2019 respectively

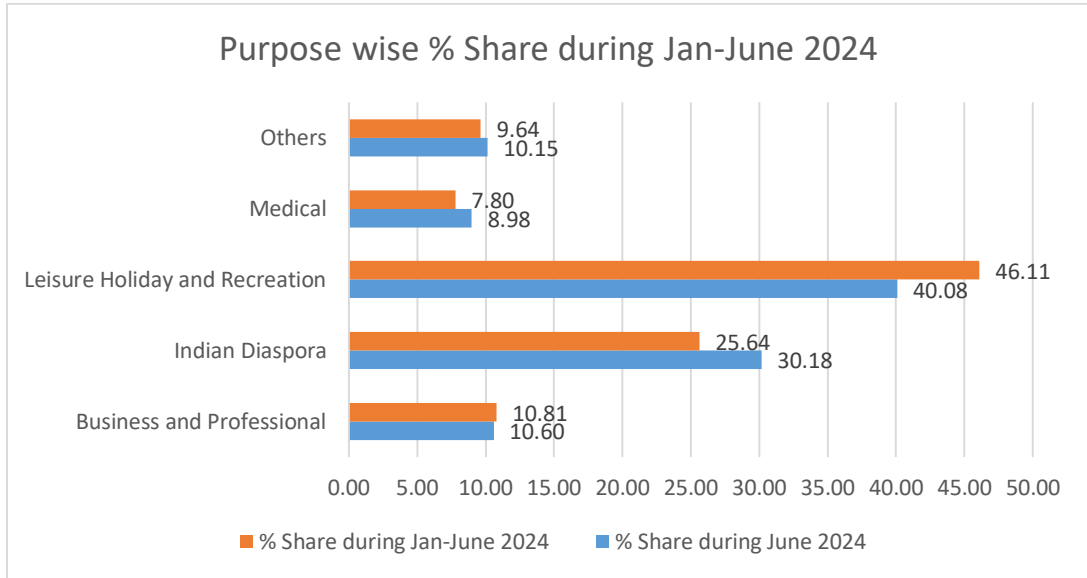


@: Provisional

Percentage Share of Foreign Tourist Arrivals in India during June 2024 and during January to June 2024 among the top 5 source countries



Purpose wise percentage share of Foreign Tourist Arrivals in India during June 2024 and during January to June 2024



- Gender wise distribution

58.66%



41.33%



0.01%



← June, 2024

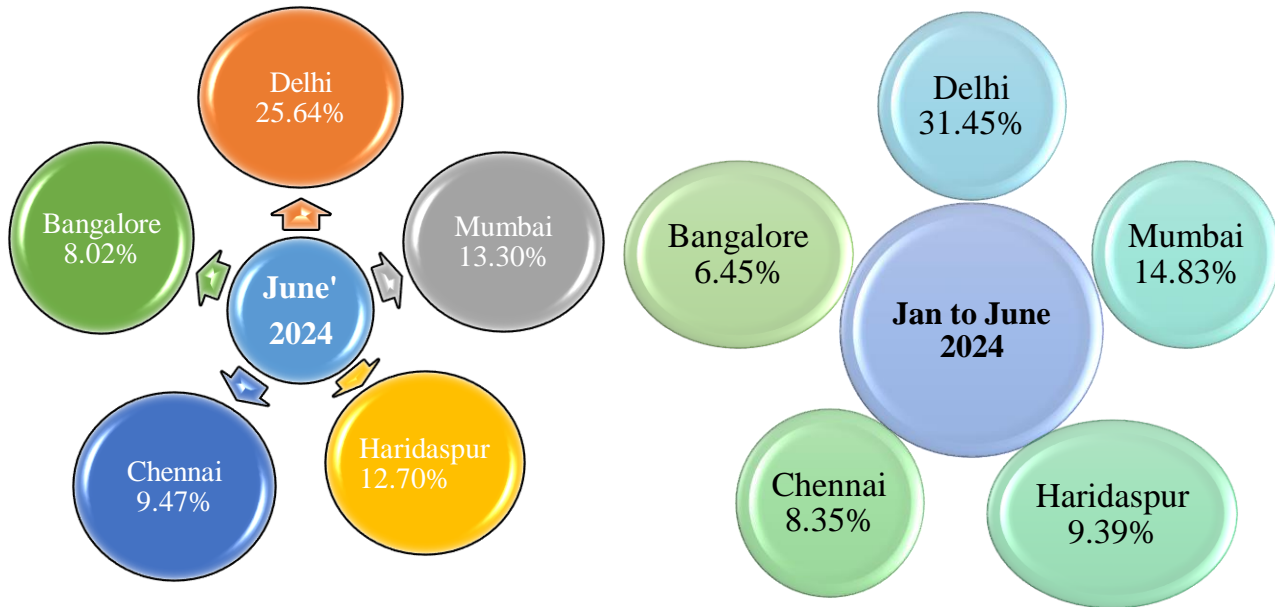
→ January to June, 2024

57.43%

42.56%

0.01%

Percentage Share of Foreign Tourist Arrivals in India during June 2024 and January-June 2024 among the top 5 ports



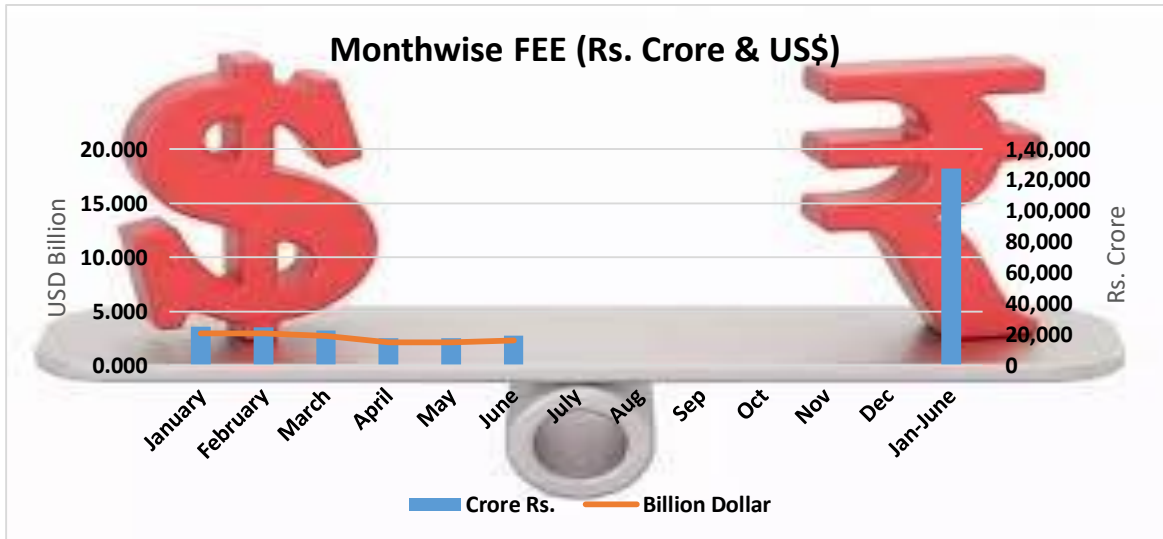
Foreign Exchange Earnings

- FEEs during the month of June 2024 were Rs.19,266 crores as compared to Rs.18,737 crores in June 2023 and Rs 16,592 Crore in June, 2019 registering a growth of 2.82% and 16.12% with respect to 2023 and 2019 respectively.
- FEEs in US\$ terms during the month of June 2024 were US\$ 2.308 billion as compared to FEEs of US\$ 2.279 billion during the month of June 2023 and US\$ 2.386 billion in June, 2019 registering a growth of 1.27% and -3.27% with respect to 2023 and 2019 respectively.



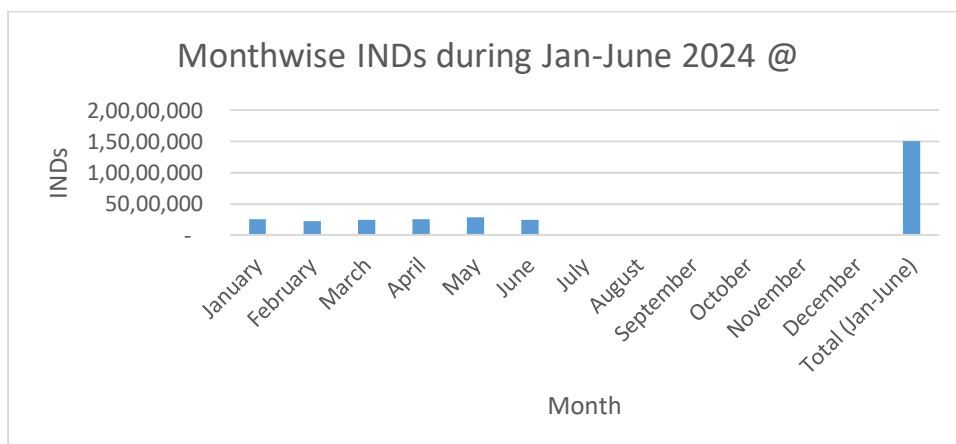
- FEEs during the period January- June 2024 were Rs.1,27,628 crores as compared to Rs.1,07,178 crores in January-June 2023 and Rs.1,01,774 Crore in January-June, 2019 registering a growth of 19.08% and 25.40% with respect to 2023 and 2019 respectively.

- FEE during the period January- June 2024 were US\$ 15.339 billion as compared to US\$ 13.041 billion in January- June 2023 and US\$ 14.534 billion January- June 2019 registering a growth of 17.62% and 5.54% with respect to 2023 and 2019 respectively.



Indian Nationals Departures

- INDs in June 2024 were 24,04,300 as compared to 22,08,909 in June 2023 and 21,98,582 in June 2019 registering a growth of 8.85% and 9.36% with respect to 2023 and 2019 respectively.
- INDs during the period January- June, 2024 were 1,50,22,731 as compared to ,1,32,08,837 in January- June, 2023 and 1,33,80,079 in January-June 2019 registering a growth of 13.73% and 12.28% with respect to 2023 and 2019 respectively.





@: Provisional

Percentage Share of Indian National Departures during June 2024 and during January to June 2024 among the top 5 source countries

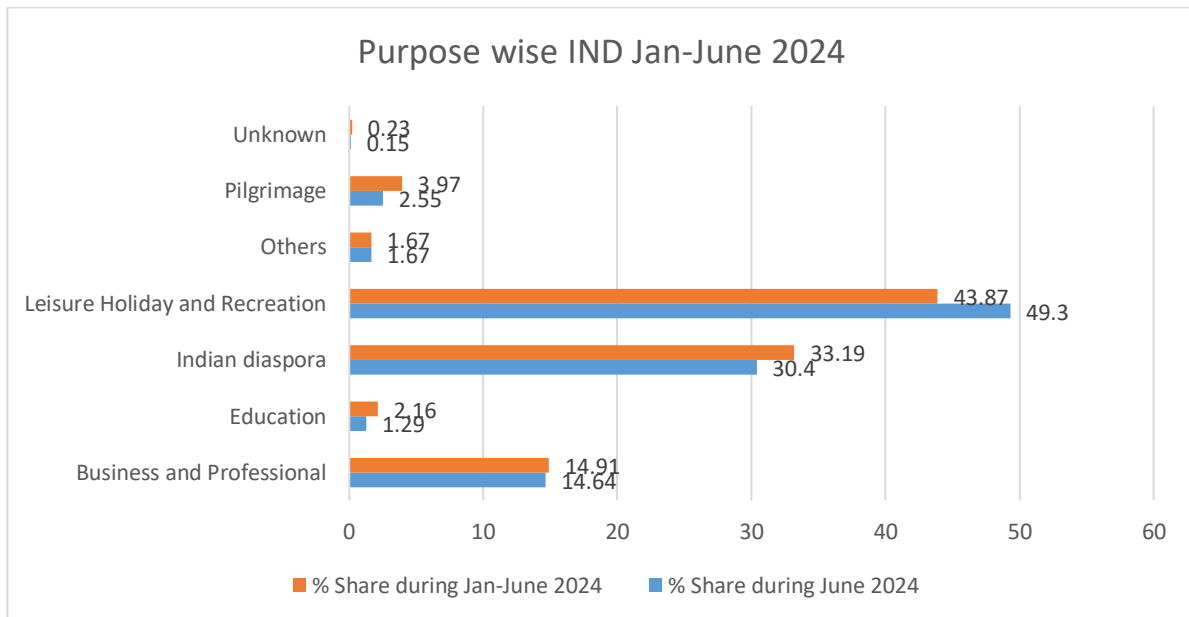


During June 2024 **During Jan to June 2024**



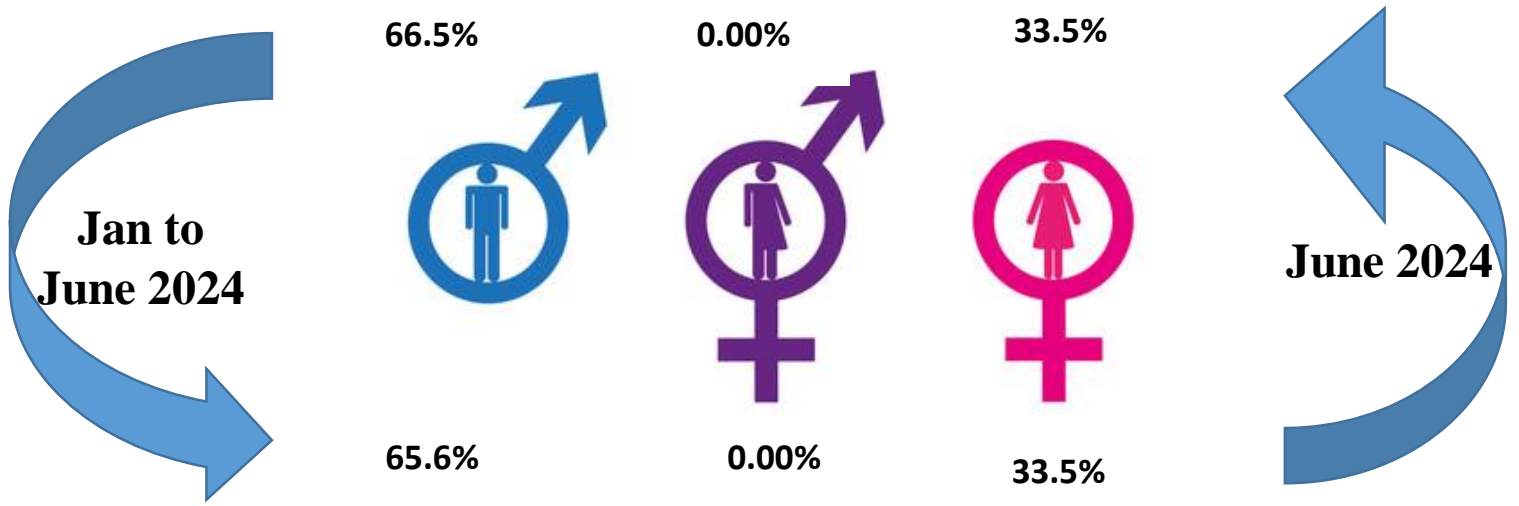
UAE (22.72%)	UAE (24.35%)
Saudi Arabia (9.25%)	Saudi Arabia (10.65%)
USA (8.05%)	USA (7.37%)
Thailand (7.00%)	Thailand (6.08%)
Singapore (5.87%)	Singapore (5.16%)

Purpose wise percentage share of Indian National Departures during June 2024 and during January to June 2024

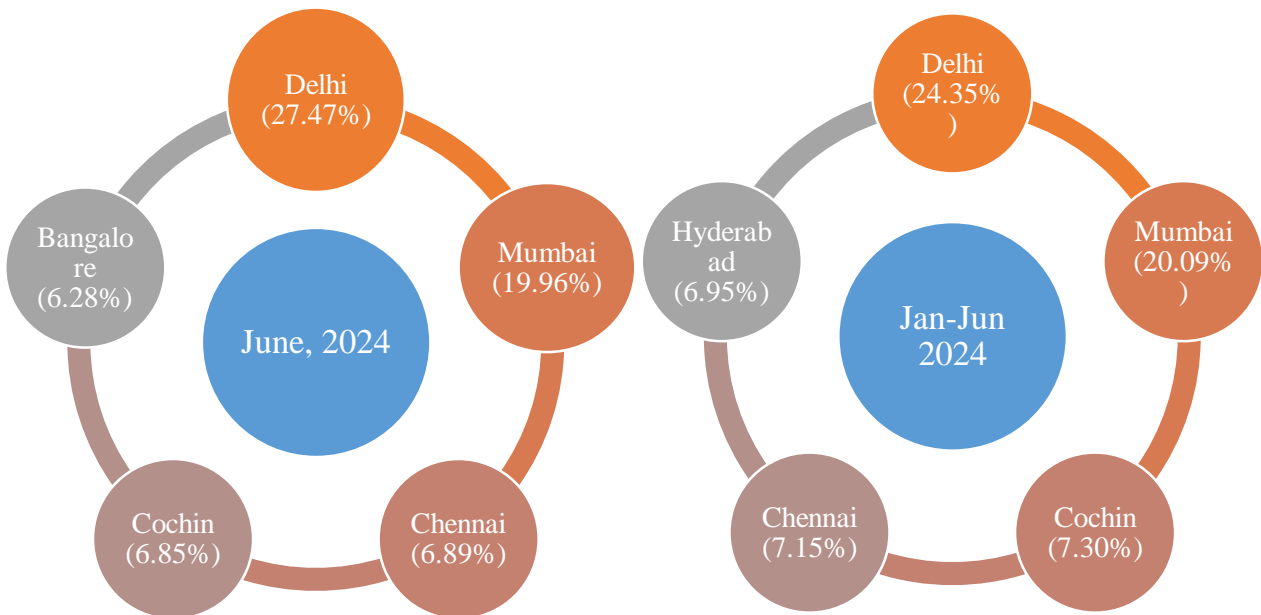




• Gender wise % distribution

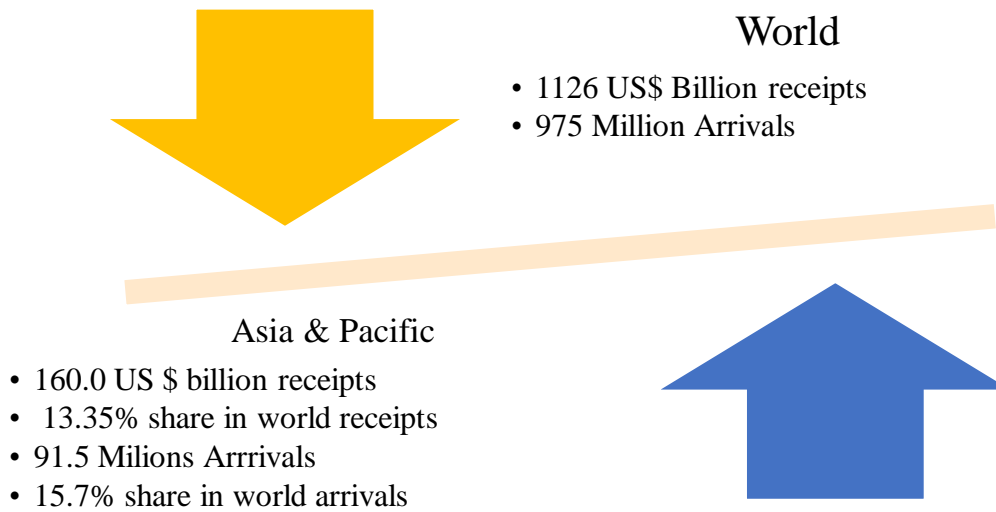


Percentage Share of INDs during June 2024 and January-June 2024 among the top 5 ports





International tourism 2022



Source: UNWTO barometer May 2024

International tourism 2019

