



अतुल्य ! भारत
Incredible ! India



MONTHLY TOURISM STATISTICS

JANUARY 2024



MINISTRY OF TOURISM
GOVERNMENT OF INDIA



Tourism – An Integral Driver for Economic Growth

Tourism is one of the world's largest economic sector that creates jobs, drives exports, and generates prosperity across the world. It also has the major potential to contribute to the local economy. India being diverse in landscapes, cuisines, heritage, adventure, wildlife and culture is emerged as a well-known destination for both overseas and domestic travellers in recent years. Tourism being integral pillar of the economy, various development initiative has been taken up by Ministry of Tourism, Government of India.

Role of tourism statistics is very critical in development of the tourism sector. Timely, complete, accurate and reliable statistics is essential ingredient for formulation of sound economic development policies, by which the decision making and development plans of the government becomes concentric.

The Market Research (MR) Division of the Ministry of Tourism is mandated for collection, compilation, publication and dissemination of all kind of tourism statistics. Also, for Promotion of research in the field of tourism Statistics and Market Research. MR division brings out this monthly bulletin that mainly focuses tourism statistics related to foreign tourist arrivals(FTA), Indian national departure(IND), estimation of Foreign exchange earnings(FEE) from tourism and international scenario of tourism statistics on the basis of latest available UNWTO barometer.

MR division is thankful to BOI and other stakeholders for providing the data and other relevant documents.

Team of Market Research Division

1. Ms. Anita Baghel, ADG
2. Mr. Fakhre Alam, Director
3. Ms. Aqsa Ilahi, Deputy Director
4. Ms. Kirti Gaikwad, Deputy Director
5. Mr. Rahul Kumar Gupta, Assistant Director
6. Mr Amit Kumar, Assistant Director
7. Ms. Charu Arora, DEO, Grade C

For feedback/suggestions/query, please send mail on tourism.mrd@nic.in




Tourism statistics of India (January 2024)

Foreign Tourist Arrivals



9.59 Lakh

25,016 Crore



Foreign Exchange Earnings

Indian Nationals Departure



25.37 Lakh

Foreign Tourist Arrivals (FTAs)

- FTAs in January, 2024 were 9,58,733 as compared to 8,68,160 in January, 2023 and 11,11,040 in January, 2019 registering a growth of 10.4% and -13.7% with respect to 2023 and 2019 respectively.



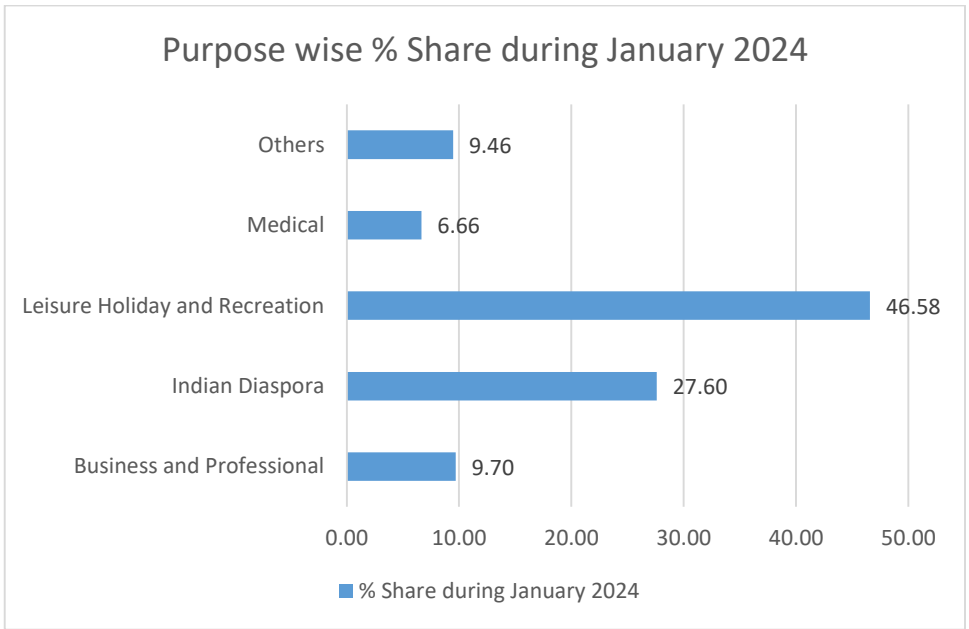
@: Provisional

The percentage share of Foreign Tourist Arrivals in India during January'2024 among the top 5 source countries





The Purpose wise percentage share of Foreign Tourist Arrivals in India during January'2024



- Gender wise distribution

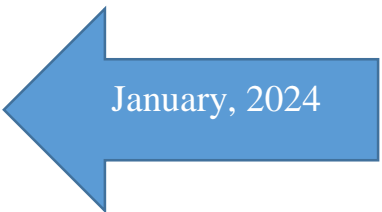
56.6%



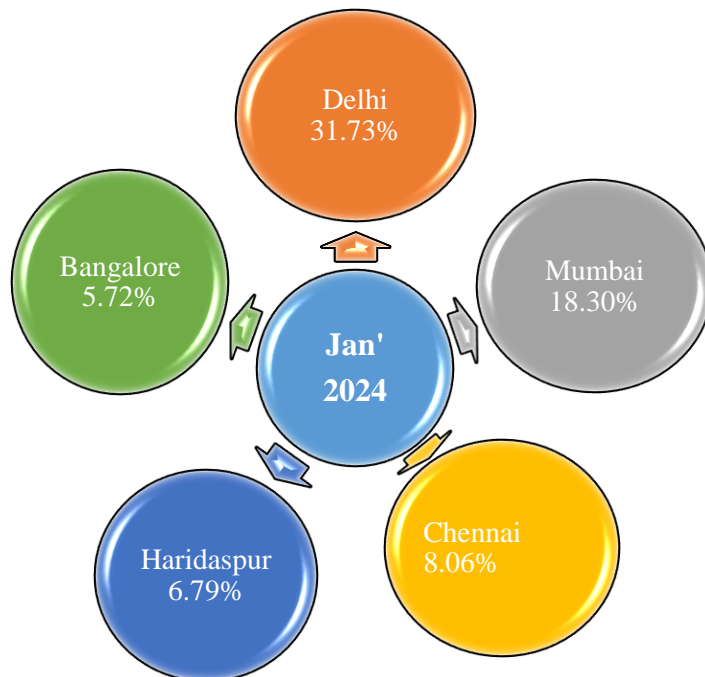
43.4%



0.0%



The percentage Share of Foreign Tourist Arrivals in India during January' 2024 among the top 5 ports



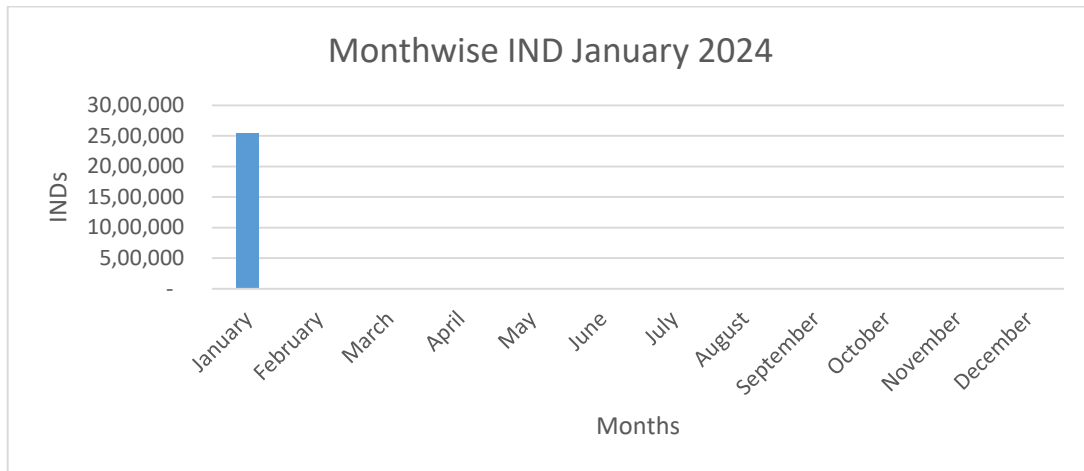
Foreign Exchange Earnings

- FEEs during the month of January 2024 were Rs. 25,016 crores as compared to Rs. 18,492 crores in January 2023 and Rs. 18,672 Crore in January, 2019 registering a growth of 35.28% and 33.98% with respect to 2023 and 2019 respectively.
- FEEs in US\$ terms during the month of January 2024 were US\$ 3.01 billion as compared to FEEs of US\$ 2.259 billion during the month of January 2023 and US\$ 2.65 billion in January, 2019 registering a growth of 33.24% and 13.57% with respect to 2023 and 2019 respectively.



Indian Nationals Departures

- INDs in January 2024 were 25,36,853 as compared to 21,55,506 in January 2023 and 23,09,062 in January 2019 registering a growth of 17.69% and 9.87% with respect to 2023 and 2019 respectively.



@: Provisional

The percentage share of Indian National Departures during January' 2024 among the top 5 source countries

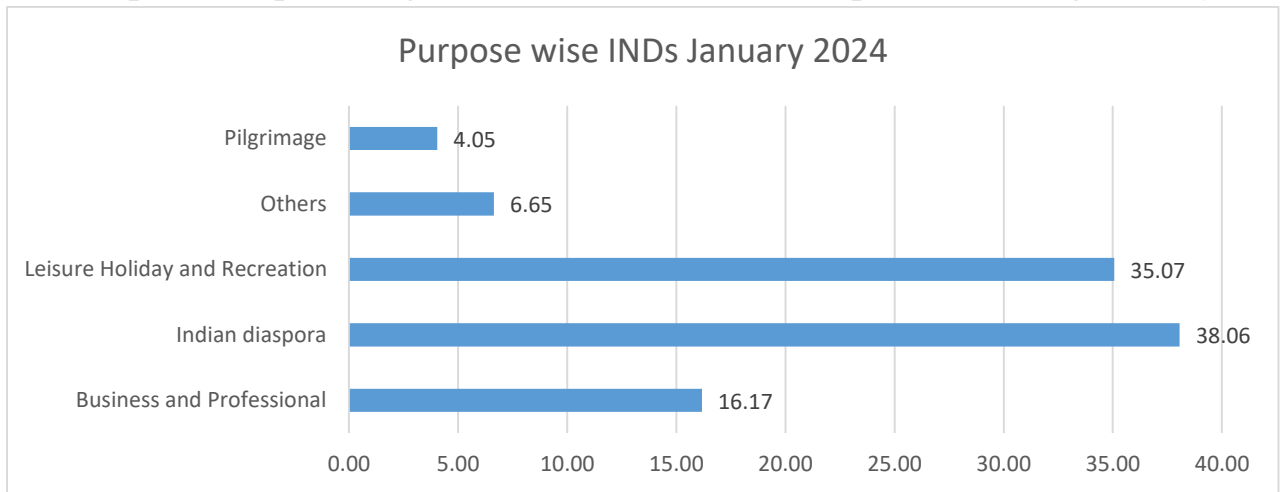


During Jan'24

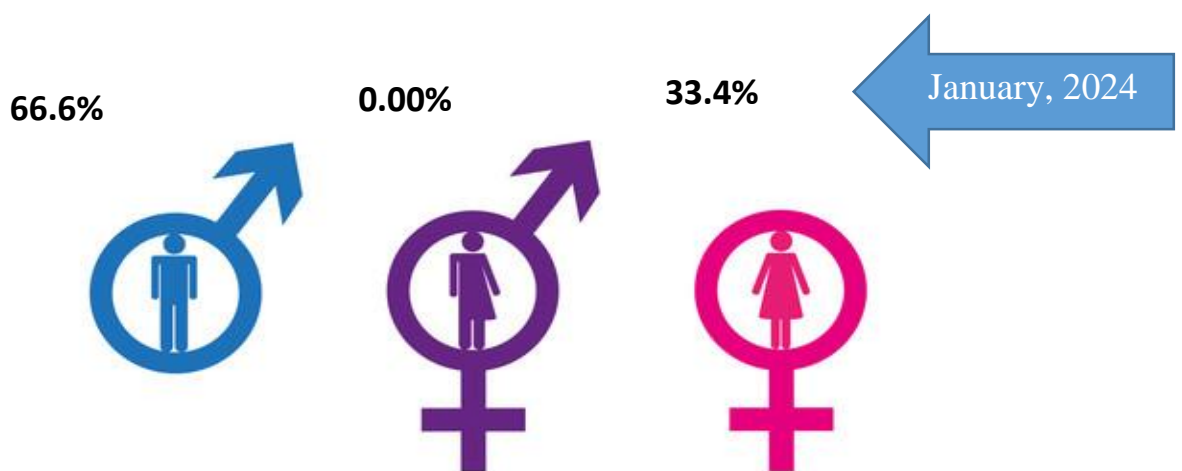


- UAE (25.94%)
- Saudi Arabia (10.78%)
- USA (8.06%)
- Thailand (5.90%)
- Singapore (5.12%)


The Purpose wise percentage share of Indian National Departures during January' 2024



• Gender wise % distribution

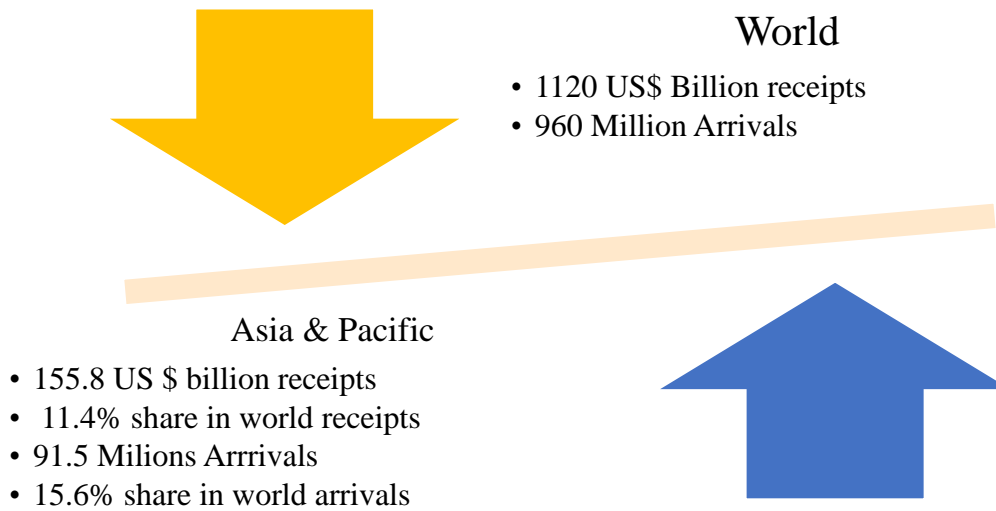


The percentage share of INDs during January'2024 among the top 5 ports





International tourism 2022



Source: UNWTO barometer January 2024

International tourism 2019

