



अतुल्य! भारत
Incredible India



MONTHLY TOURISM STATISTICS

FEBRUARY 2024



MINISTRY OF TOURISM
GOVERNMENT OF INDIA



Tourism – An Integral Driver for Economic Growth

Tourism is one of the world's largest economic sector that creates jobs, drives exports, and generates prosperity across the world. It also has the major potential to contribute to the local economy. India being diverse in landscapes, cuisines, heritage, adventure, wildlife and culture is emerged as a well-known destination for both overseas and domestic travellers in recent years. Tourism being integral pillar of the economy, various development initiative has been taken up by Ministry of Tourism, Government of India.

Role of tourism statistics is very critical in development of the tourism sector. Timely, complete, accurate and reliable statistics is essential ingredient for formulation of sound economic development policies, by which the decision making and development plans of the government becomes concentric.

The Market Research (MR) Division of the Ministry of Tourism is mandated for collection, compilation, publication and dissemination of all kind of tourism statistics. Also, for Promotion of research in the field of tourism Statistics and Market Research. MR division brings out this monthly bulletin that mainly focuses tourism statistics related to foreign tourist arrivals(FTA), Indian national departure(IND), estimation of Foreign exchange earnings(FEE) from tourism and international scenario of tourism statistics on the basis of latest available UNWTO barometer.

MR division is thankful to BOI and other stakeholders for providing the data and other relevant documents.

Team of Market Research Division

1. Ms. Anita Baghel, ADG
2. Mr. Fakhre Alam, Director
3. Ms. Aqsa Ilahi, Deputy Director
4. Ms. Kirti Gaikwad, Deputy Director
5. Mr. Rahul Kumar Gupta, Assistant Director
6. Mr Amit Kumar, Assistant Director
7. Ms. Charu Arora, DEO, Grade C

For feedback/suggestions/query, please send mail on tourism.mrd@nic.in




Tourism statistics of India (February 2024)

Foreign Tourist Arrivals



10.03 Lakh

24,914 Crore



Foreign Exchange
Earnings

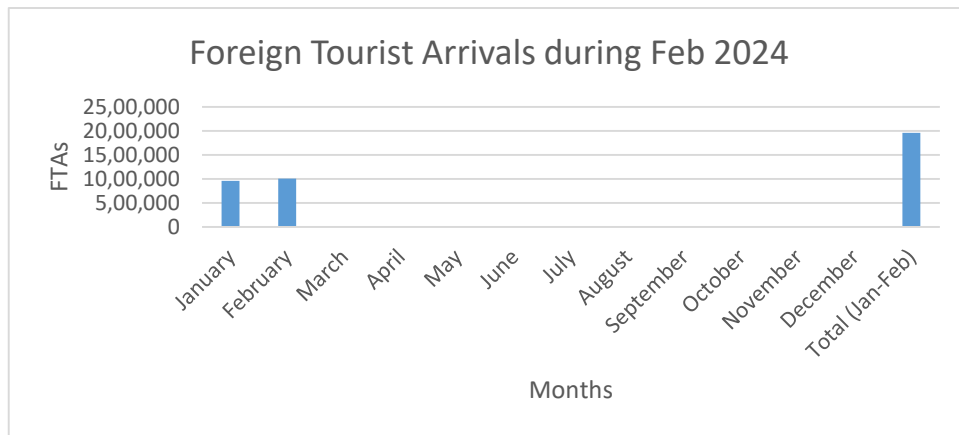
Indian Nationals Departure



22.65 Lakh

Foreign Tourist Arrivals (FTAs)

- FTAs in February, 2024 were 10,02,664 as compared to 8,65,779 in February, 2023 and 10,90,516 in February, 2019 registering a growth of 15.8% and -8.1% with respect to 2023 and 2019 respectively.
- FTAs during the period January- February, 2024 were 19,61,397 as compared to 17,33,939 in January-February 2023 and 22,01,556 in January-February, 2019 registering a growth of 13.1% and -10.9% with respect to 2023 and 2019 respectively.



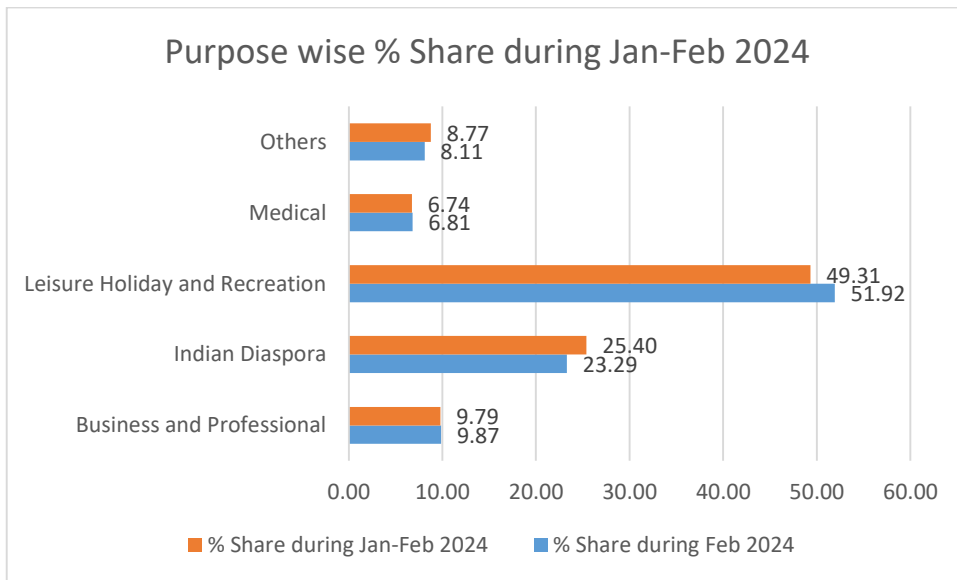
@: Provisional

Percentage Share of Foreign Tourist Arrivals in India during February'2024 and during January to February'2024 among the top 5 source countries





Purpose wise percentage share of Foreign Tourist Arrivals in India during February'2024 and during January to February'2024



- Gender wise distribution

56.0%



44.0%



0.0%



February, 2024

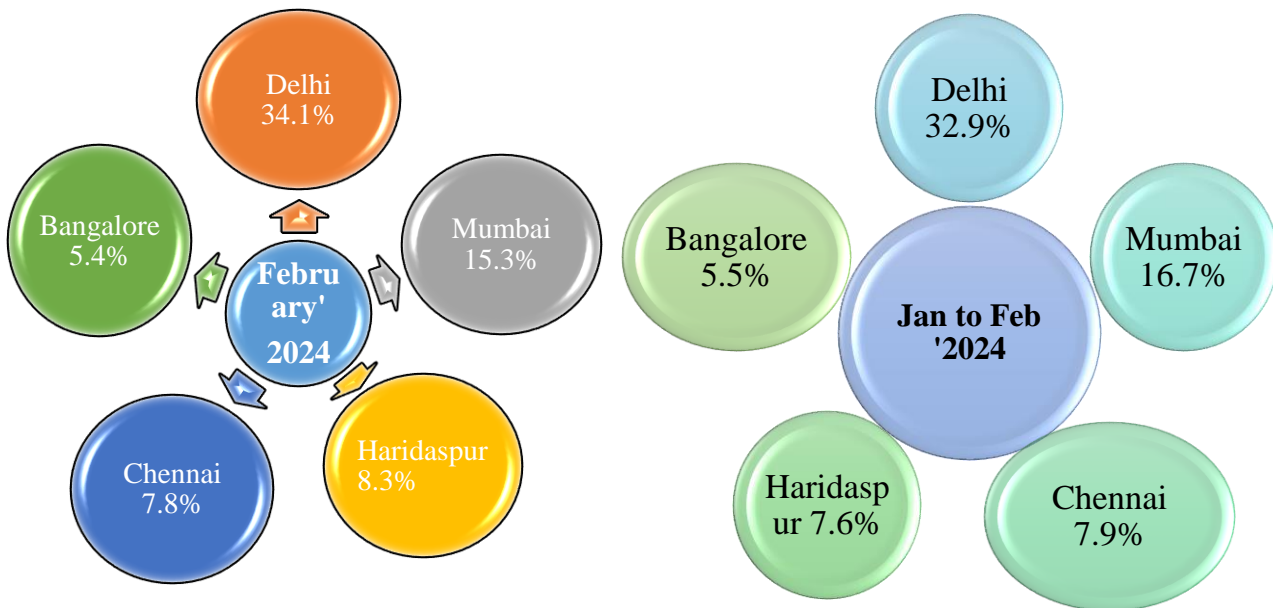
January to February'2024

56.3%

43.7%

0.0%

Percentage Share of Foreign Tourist Arrivals in India during February'2024 and January-February'2024 among the top 5 ports




Foreign Exchange Earnings

- FEEs during the month of February 2024 were Rs. 24,914 crores as compared to Rs. 4,524 crores in February 2022 and Rs. 18,327 Crore in February, 2019 registering a growth of 35.15% and 35.94% with respect to 2023 and 2019 respectively.
- FEEs in US\$ terms during the month of February 2024 were US\$ 3.003 billion as compared to FEEs of US\$ 0.603 billion during the month of February 2022 and US\$ 2.601 billion in February, 2019 registering a growth of 34.55% and 15.46% with respect to 2023 and 2019 respectively.

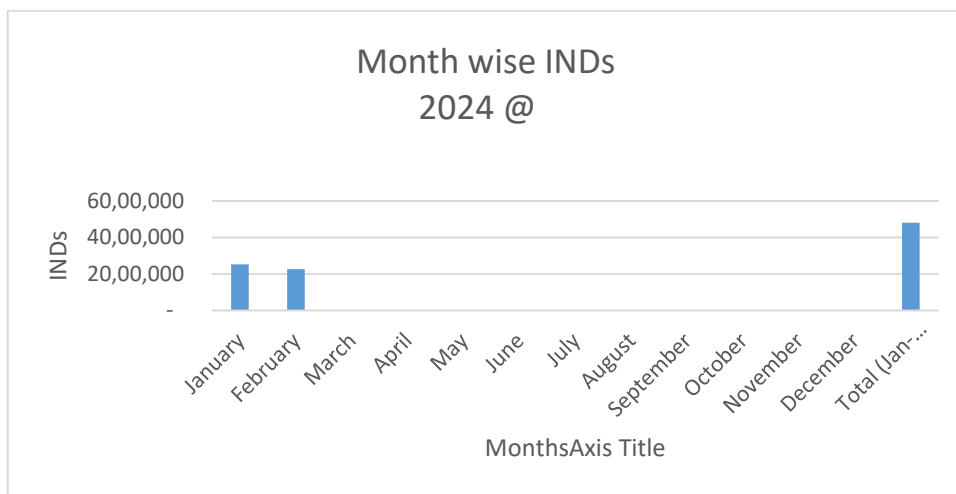


- FEEs during the period January- February 2024 were Rs. 49,930 crores as compared to Rs. 8,367 crores in January- February 2022 and Rs. 36,999 Crore in January-February, 2019 registering a growth of 35.21% and 34.95% with respect to 2023 and 2019 respectively.
- FEE during the period January- February 2024 were US \$ 6.013 billion as compared to US \$ 1.119 billion in January- February 2022 and US \$ 5.251 billion January- February 2019 registering a growth of 33.89% and 14.51% with respect to 2023 and 2019 respectively.



Indian Nationals Departures

- INDs in February 2024 were 22,64,598 as compared to 11,58,239 in February 2022 and 19,92,487 in February 2019 registering a growth of 17.7% and 9.9% with respect to 2023 and 2019 respectively.
- INDs during the period January- February, 2024 were 48,01,451 as compared to 24,62,371 in January- February, 2022 and 43,01,549 in January-February 2019 registering a growth of 17.1% and 11.6% with respect to 2023 and 2019 respectively.




@: Provisional

Percentage Share of Indian National Departures during February' 2024 and during January to February' 2024 among the top 5 source countries



During Feb'24

During Jan to Feb'24



UAE (27.34%)

UAE (26.60%)

Saudi Arabia (11.40%)

Saudai Arabia (11.07%)

USA (5.97%)

USA (7.08%)

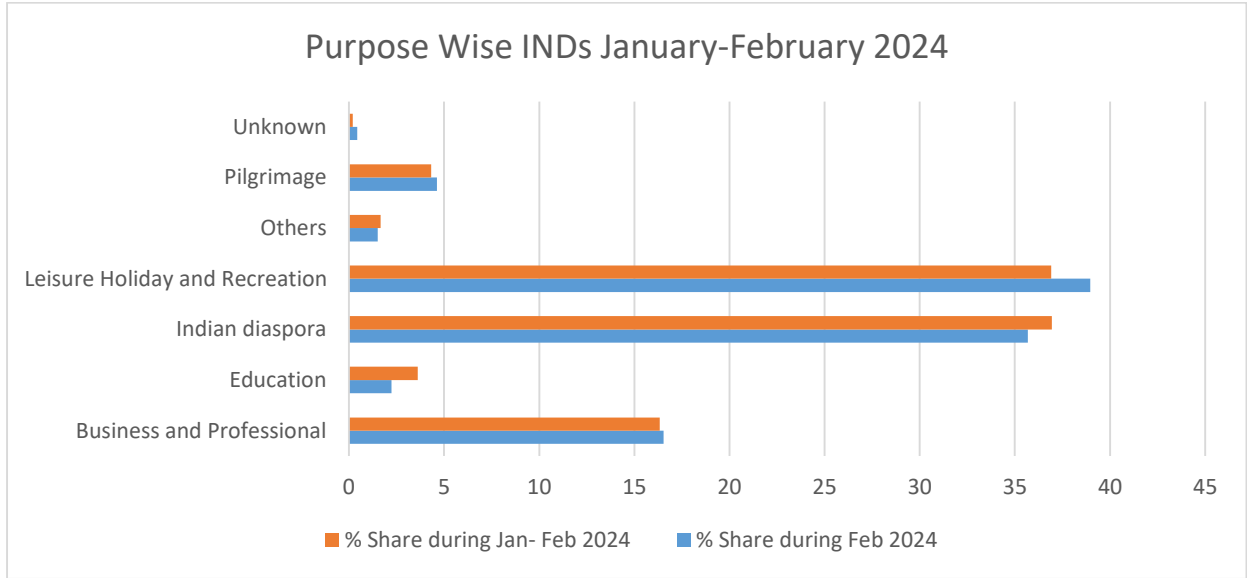
Thailand (5.81%)

Thailand (5.86%)

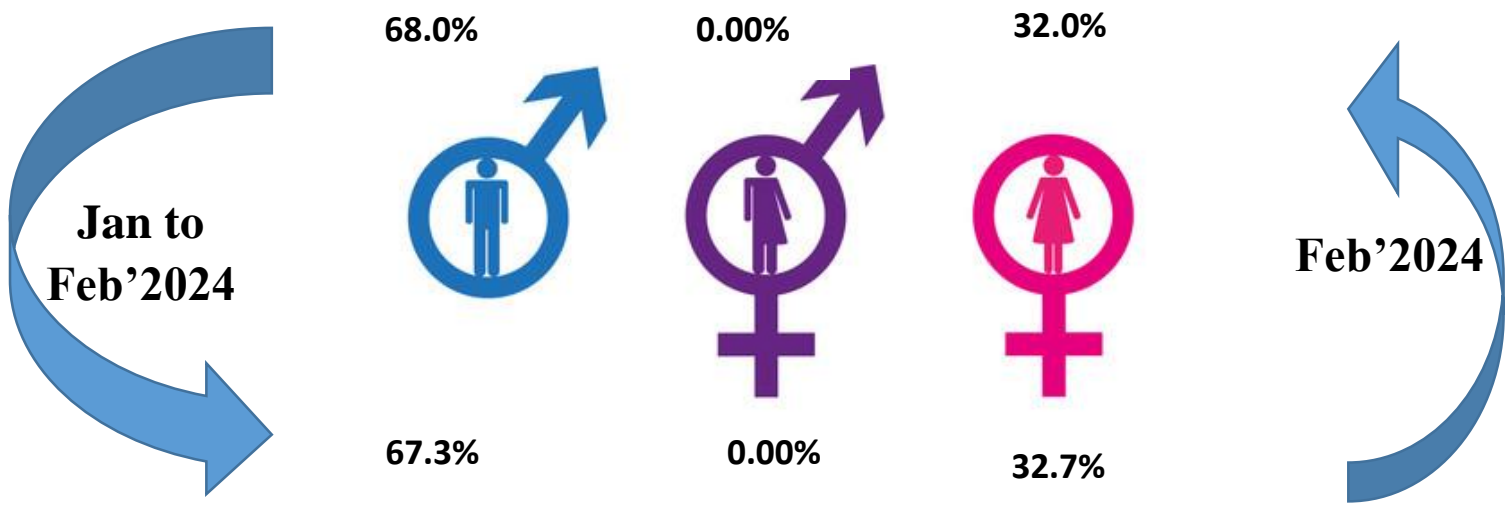
Singapore (4.48%)

Singapore (4.82%)

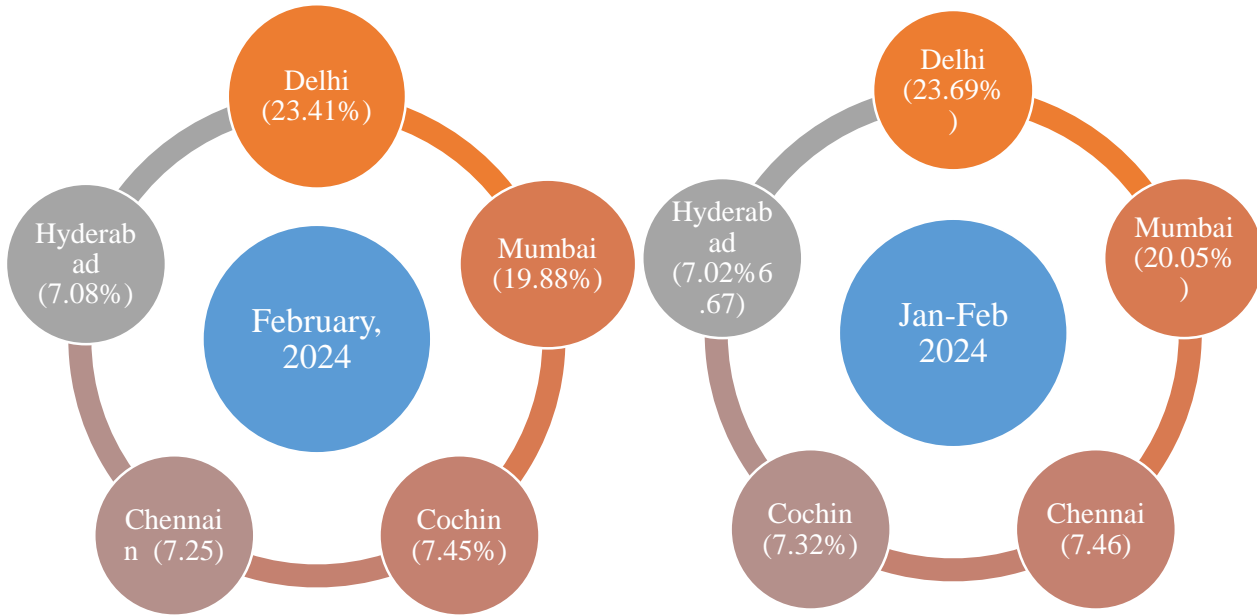
Purpose wise percentage share of Indian National Departures during February'2024 and during January to February'2024



• Gender wise % distribution

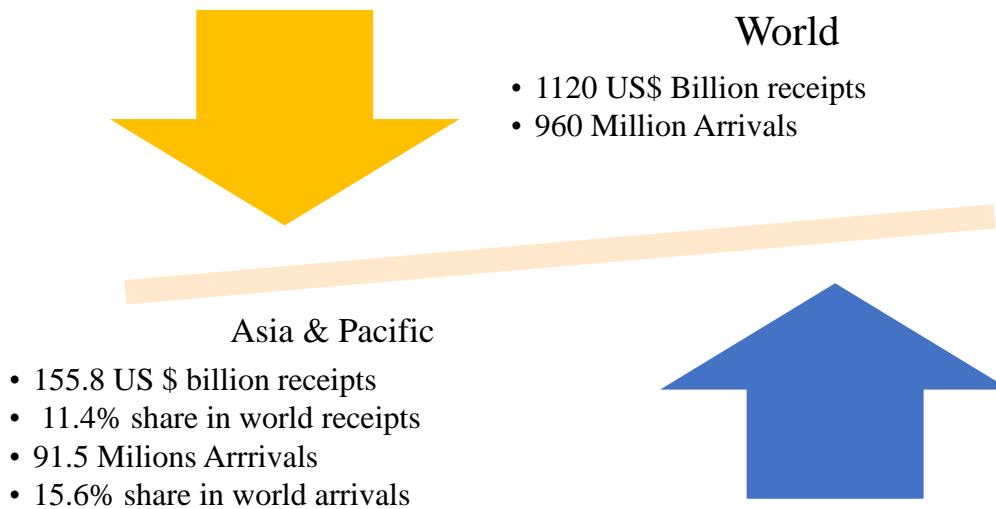


Percentage Share of INDs during February'2024 and January-February'2024 among the top 5 ports





International tourism 2022



Source: UNWTO barometer January 2024

International tourism 2019

