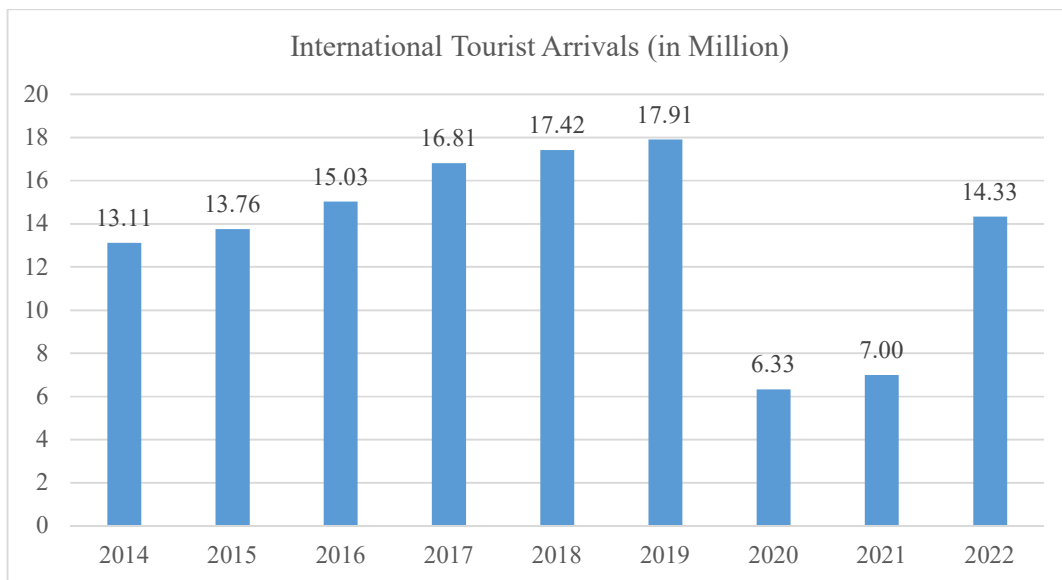


Market Research Division
Ministry of Tourism
Government of India

Based on analysis of the unit level data for the year 2022 received from Bureau of Immigration, a brief statement on International Tourist Arrivals (ITAs), Foreign Tourist Arrivals (FTAs), Indian Nationals Arrivals (INAs), Foreign Exchange Earnings (FEEs) and Indian Nationals Departure (INDs) during 2022 are as follows:

International Tourist Arrivals (ITAs):

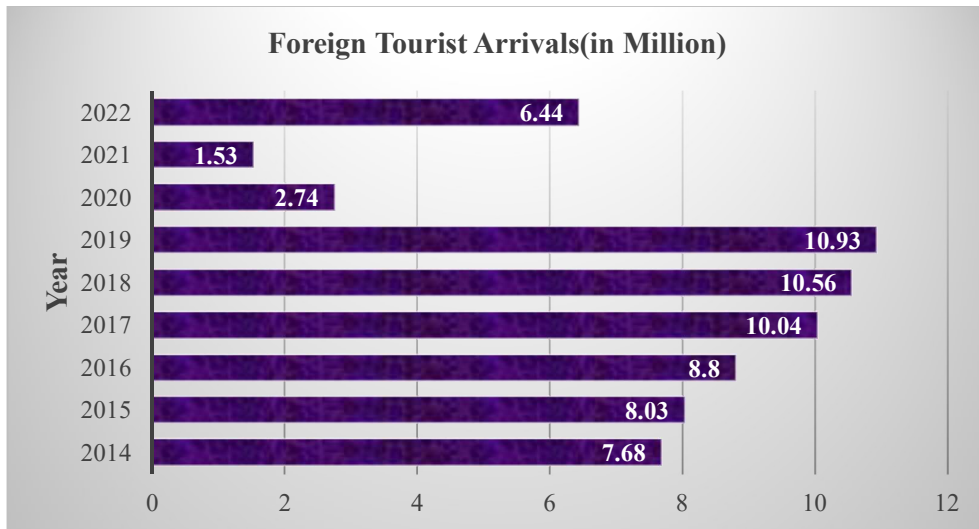
ITAs during the year 2022 were 14.33 million as compared to 7.01 million in the year 2021 and 17.91 in the year 2019 registering a growth of 104.43% with respect to 2021 and 79.99% recovery with respect to pre-pandemic year 2019.



Source: Bureau of Immigration, Government of India

Foreign Tourist Arrivals (FTAs):

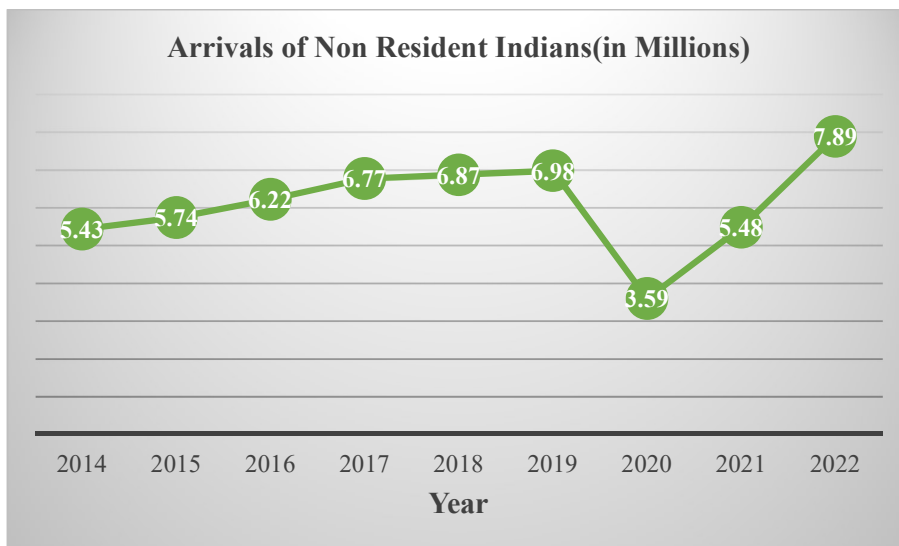
- FTAs during the year 2022 were 6.44 million as compared to 1.53 million in the year 2021 and 10.93 million in the year 2019 registering a growth of 321.54% and -41.10% with respect to 2021 and 2019 respectively.
- The percentage share of Foreign Tourist Arrivals in India during 2022 among the top 5 source countries was highest from USA (21.80%) followed by Bangladesh (19.85%), UK (9.96%), Australia (5.85%) and Canada (4.49%).



Source: Bureau of Immigration, Government of India

Non-Resident Indians (NRIs):

- NRIs during the year 2022 were 7.89 million as compared to 5.48 million in the year 2021 and 6.98 million in the year 2019 registering a growth of 43.95% and 13.02% with respect to 2021 and 2019 respectively.



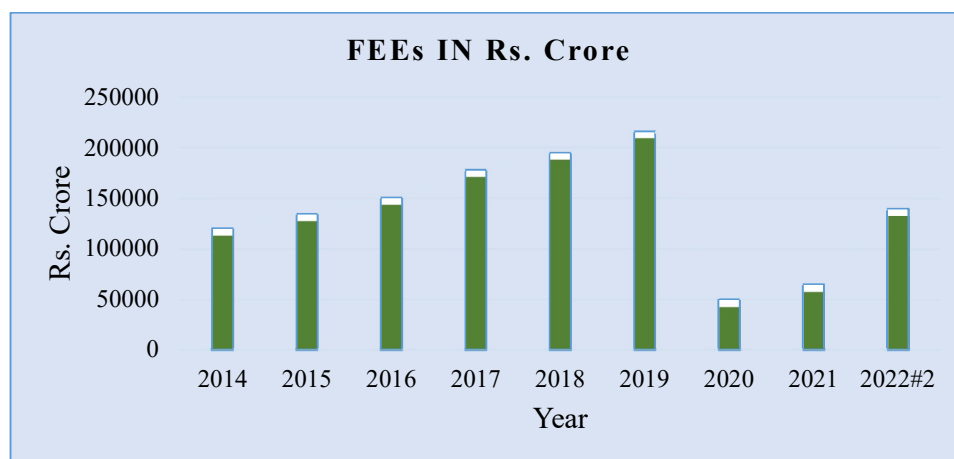
Source: Bureau of Immigration, Government of India

Foreign Exchange Earnings (FEEs) (in Rupee & US\$ terms):

Based on the credit data of Travel Head from Balance of Payments of RBI, Ministry of Tourism estimates monthly Foreign Exchange Earnings (FEEs) through tourism in India, both in rupee and dollar terms.


(i) Foreign Exchange Earnings (FEEs) from Tourism in Rs. Terms

FEEs during the year 2022 were Rs. 1,39,935 Crore as compared to Rs. 65,070 Crore in the year 2021 and 2,16,467 Crore in the year 2019 registering a growth of 115.05% and -35.36% with respect to 2021 and 2019 respectively.



(ii) Foreign Exchange Earnings (FEEs) from Tourism in US\$ Terms

FEEs during the year 2022 were US\$ 17.611 billion as compared to US\$ 8.797 billion in the year 2021 and 30.721 billion in the year 2019 registering a growth of 100.19% and -42.67% with respect to 2021 and 2019 respectively.



Indian National Departures (INDs):

Indian National Departures during the year 2022 were 21.60 million as compared to 8.55 million in the year 2021 and 26.92 in the year 2019 registering a growth of 152.62% and -19.74% with respect to 2021 and 2019 respectively.



Source: Bureau of Immigration, Government of India

Domestic Tourist Visits (DTV) and Foreign Tourist Visits to States/UTs during 2022:

Based on the information provided by Tourism Department of State/UTs, Market Research Division in Ministry of Tourism compiles the data on DTVs and FTVs.

Domestic Tourist Visits (DTV) to States/UTs during 2022

- During 2022, the number of Domestic Tourist Visits to the States/UTs was 1731.01 Million as compared to 677.63 Million in 2021 and 2321.98 Million in 2019 registering a growth of 155.45% and -25.45% with respect to 2021 and 2019 respectively.
- During 2022, the top 5 States/UTs in terms of number of DTVs are Uttar Pradesh (317.91 million), Tamil Nadu (218.58 million), Andhra Pradesh (192.72 million), Karnataka (182.41 million), and Gujarat (135.81 million).

Foreign Tourist Visits to States/UTs during 2022

- During 2022, the number of Foreign Tourist Visits to the States/UTs was 8.59 Million as compared to 1.05 Million in 2021 and 31.41 Million in 2019 registering a 714.26 % and -72.66% with respect to 2021 and 2019 respectively.
- During 2022, the top 5 States/UTs terms of number of FTVs are Gujarat (1.78 million), Maharashtra (1.51 million), West Bengal (1.04 million), Delhi (0.82 million) and Uttar Pradesh (0.65 million).