


Incredible India

**DEPARTMENT OF TOURISM
GOVERNMENT OF INDIA
MARKET RESEARCH DIVISION**



**BIHAR'S ANNUAL TOURIST STATISTICS
REPORT**

January, 2005 to December, 2005

**A MARKET PULSE RESEARCH
REPORT**

TABLE OF CONTENTS

	Chapters	Page Nos.
	Executive Summary	1 - 15
	Introduction	16 – 19
	Objective of the Study	20
	Terms of Reference	20
	Plan for the Survey	21
	Survey Design	22 - 26
	Tourist Traffic Estimation Methodology	27
	Project Team	28
	Sampling Plan	29 - 34
Chapter 1.0	Tourist Traffic in Bihar	35 -55
Chart 1.1	Annual Tourist Composition	37
Chart 1.2	Month-wise Trend in Tourist Traffic	38
Table 1.1	Total Tourist Traffic (Month-wise)	39
Chart 1.3	Tourist Traffic at Different Destination	40
Table 1.2	Trend in Tourist Traffic (Non Buddhist Destinations)	41
Table 1.3	Total Tourist Traffic (Buddhist Destinations)	42
Table 1.4	Domestic Tourist Traffic	43
Table 1.5	Foreign Tourist Traffic	44
Table 1.6	Total Tourist Traffic (Day Tourist and Staying with Friends & Relatives)	45
Table 1.7	Day Tourist Traffic	46
Table 1.8	Total Tourist Traffic (Destination-wise)	47
Chart 1.4	Tourists Staying Overnight in Accommodation Units	48
Table 1.9	Tourist Bed Nights (Month-wise Trend)	49
Table 1.10	Quarterly Bed Nights : Accommodation Units(Non-Buddhist Destinations)	50
Table 1.11	Quarterly Bed Nights : Accommodation Units(Buddhist Destinations)	51

TABLE OF CONTENTS

	Chapters	Page Nos.
Chart 1.5/1.6	Average Occupancy at Accommodation Units	52-53
Table 1.12	Profile of Foreign Tourists	54
Table 1.13	Profile of Domestic Tourists	55
Chapter 2.0	Tourist Profile	56-70
Table 2.1	Marital Status and Age of Tourists	58
Table 2.2	Age & Gender of Tourists	59
Table 2.3	Annual Household Income	60
Table 2.4	Country/ State of Origin	61
Table 2.5	Educational and Occupation (Head of Group)	62
Table 2.6	Travel Habits of Tourists	63
Table 2.7	Average Bed Nights Spent by Tourists	64
Table 2.8	Main Purpose of Visit	65
Table 2.9	Size of Group of Tourists	66
Table 2.10	Popular Accommodation (Domestic Tourists)	67
Table 2.11	Popular Accommodation (Foreign Tourists)	68
Table 2.12	Popular Accommodations	69
Table 2.13	Popular Eating Outlets	70
Chapter 3.0	Tourist Satisfaction	71-75
Table 3.1	Overall Satisfaction of Tourists	73
Table 3.2	Tourist Satisfaction of Service Elements	74
Table 3.3	Tourist Experience Vs Expectation	75
Table 3.4	Comparison of Bihar with Other Places	75

TABLE OF CONTENTS

	Chapters	Page Nos.
Chapter 4.0	Tourist Expenditure	76-82
Chart 4.1	Tourist Expenditure (Quarterly Trend)	78
Table 4.1	Summary if Tourist Expenditure	79-80
Chart 4.2	Expenditure Prior to Visit (Quarterly Trend)	81
Chart 4.3	Day Tourists' Expenditure (Quarterly Trend)	82
Chapter 5.0	Tourists' Awareness & Perception of Buddhist Destinations	83-93
Table 5.1	Awareness about Buddhist Destinations in Bihar	85
Table 5.2	Buddhist Destination Visited in Bihar	86
Table 5.3	Awareness about Buddhist Destination Outside Bihar	87
Table 5.4	Buddhist Destination Visited Outside Bihar	88
Table 5.5	Sources of Information about Buddhist Destinations	89
Table 5.6	Opinion on Buddhist Sites	90
Table 5.7	Satisfaction with Buddhist Destinations	91
Table 5.8	Reasons for Dissatisfaction	92
Table 5.9	Reasons for not Visiting	93
Chapter 6.0	Tourists' Awareness & Perception of North Eastern Destinations	94-100
Table 6.1	Awareness of North-Eastern States	96
Table 6.2	North-Eastern States Visited	97
Table 6.3	Opinion on North-Eastern States	98
Table 6.4	Overall Satisfaction with North-Eastern States	99
Table 6.5	Reasons for Dissatisfaction with North-Eastern States	100

TABLE OF CONTENTS

	Chapters	Page Nos.
Chapter 7.0	Census of Hospitality & Travel Sector in Bihar	101-109
Table 7.1/7.2	Accommodation Census	103-104
Table 7.3	Presence of Accommodation Units (Non-Buddhist Destination)	105
Table 7.4	Presence of Accommodation Units (Buddhist Destination)	106
Table 7.5	Population of Eating Outlets	107
Table 7.6	Population of Tour and Travel Agencies	108
Table 7.7	Population of Souvenir & Handicraft Shops	109
Chapter 8.0	Profile of Accommodation Units	110-115
Table 8.1	Rooms Availability (Non-Buddhist Destinations)	112
Table 8.2	Rooms Availability (Buddhist Destinations)	113
Table 8.3	Hotel Facilities	114
Table 8.4	Hotel Infrastructure	115
Chapter 9.0	Employment in Hospitality & Travel Sector in Bihar	116
Chapter 9.1	Direct Employment in Accommodation Units	118-128
Table 9.1	Average Employment in Accommodation Units	119
Table 9.2	Average Employment in Accommodation Units (Non- Buddhist Destinations)	120
Table 9.3	Average Employment in Accommodation Units (Buddhist Destinations)	121
Table 9.4/9.5	Average Employment in Accommodation Units (Category-wise)	122-123
Table 9.6/9.7/9.8/9.9	Average Employment in Accommodation Units (Destination-wise)	124-127
Table 9.10	Age Profile of Employees	128
Chart 9.1	Age Profile of Employees	128

TABLE OF CONTENTS

	Chapters	Page Nos.
Chapter 9.2	Direct Employment in Eating Outlets	129-132
Table 9.2.1	Projected Employment in Eating Outlets (Category-wise)	130
Table 9.2.2	Projected Employment in Eating Outlets (Destination-wise)	131
Table 9.2.3	Age Profile of Employees	132
Chart 9.2.1	Age Profile of Employees	132
Chapter 9.3	Direct Employment of Tour & Travel Agencies	133-136
Table 9.3.1	Projected Employment of Tour & Travel Agencies (Category-wise)	134
Table 9.3.2	Projected Employment of Tour & Travel Agencies (Destination-wise)	135
Table 9.3.3	Age Profile of Employees	136
Chart 9.3.1	Age Profile of Employees	136
Chapter 9.4	Direct Employment of Souvenir & Handicraft Shops	137-139
Table 9.4.1	Projected Employment of Souvenir & Handicraft Shops	138
Table 9.4.2	Age Profile of Employees	139
Chart 9.4.1	Age Profile of Employees	139
Chapter 10.0	State Government Expenditure & Earnings	140-146
	Planned Expenditure for 2006 - 2007	142
	Projects for 2006 - 2007	143-145
	Centrally Assisted Projects	146-149
	Planned Expenditure for 2005 - 2006	150
	Expenditure on Projects for 2004 - 2005	151
	Projects completed in 2003 - 2004	152

TABLE OF CONTENTS

	Chapters	Page Nos.
	Projects completed in 2002 - 2003	153
	Earning for 2003-2004, 2002-2003 & 2001-2002	154
	Appendix 1 (Satisfaction of Service Elements-Destination-wise)	155-171
	Appendix 2 (Satisfaction with Service Elements-Domestic and Foreign Tourists)	172-178
	Annexure (Hotel Census Data)/(Questionnaires)	

EXECUTIVE SUMMARY

- Department of Tourism (MR Division), Ministry of Tourism & Culture, Government of India, commissioned Market Pulse, to ascertain the tourist traffic in the state of Bihar from January, 2005 to December, 2005.
- This survey was based on an extensive field data collection in 24 important tourists destinations in Bihar from January, 2005 to December, 2005. More than 19000 face to face interviews with tourists as well as personnel in hospitality and travel & trade sectors were carried out, while data was collected from 498 accommodation units on a monthly basis.
- Apart from this, a census of accommodation units, travel agencies, eating outlets and souvenir shops was carried out in the month of January, 2005 to ascertain number of units of each.
- The main objective of this study is to track the tourism scenario in the state of Bihar, in terms of the following parameters:
 - ✦ Volume of tourist traffic at important destinations in Bihar
 - ✦ Profile of domestic and international tourists visiting Bihar
 - ✦ Feedback of tourists on their experience during their visit to Bihar
 - ✦ Expenditure pattern of domestic and foreign tourists
 - ✦ Profile of places of accommodation and their occupancy levels
 - ✦ Direct employment generated by tourism
 - ✦ Progress of the state government's tourism plan

Major findings of this survey are given subsequently.

TOURIST TRAFFIC IN BIHAR

- A total of 58,44,196 tourists (including day tourists) visited the 24 destinations, in the period January – December 2005.
- The peak in tourist traffic came in the fourth quarter, which accounted for 33% of all tourists. This rise can be attributed to the Sonepur cattle fair, which was attended by approximately 580,000 day tourists in the months of November - December.
- There was a significant increase in the tourist traffic in September because of higher numbers visiting Gaya for *Vishnu Puja* and religious rites (*Pind-dan*). The months of January and December witnessed higher numbers of foreign tourists. Tourist traffic remained weak at both Buddhist and non-Buddhist destinations in the summer months.
- Foreign tourists accounted for almost 7% of the traffic at Buddhist destinations and less than 1% at non-Buddhist destinations.

DOMESTIC TOURIST TRAFFIC

Table A

Domestic Tourists Staying Overnight in Accommodation Units														
Destinations	Months												Total	Contri. %
	Jan	Feb	Mar	Apr	May	Jun	Jul	Aug	Sep	Oct	Nov	Dec		
Patna/ Sonepur/ Maner/ Hajipur/ Sasaram	62113	42460	60692	68821	57843	62130	64418	62458	61872	51217	51618	61277	706919	46.72
Muzaffarpur	14383	17420	16184	11799	12414	9147	10378	9267	10095	9085	10363	9921	140456	9.28
Gaya	13559	9192	10359	15506	10446	10614	10814	13304	19190	12358	12244	12401	149987	9.91
Bhagalpur/ Sultanganj	11302	19956	7383	5190	5542	5080	8114	7550	7576	10023	8095	12481	108292	7.16
Sitamarhi	5560	5229	4316	3707	3503	2734	2715	2788	3466	3503	4113	3846	45480	3.01
Darbhanga	3639	5413	5190	8155	5928	5279	5704	5434	6699	6849	7179	8074	73543	4.86
Pawapuri	3700	1200	2474	572	61	310	844	1743	2965	180	1300	3740	19089	1.26
Raxaul	2296	1452	1704	2334	2218	2317	2293	2228	2322	2180	2022	2315	25681	1.70
Munger	2231	2810	1860	808	1326	1392	1495	1298	1374	1632	2424	2071	20721	1.37
Madhubani	2048	1336	1645	1724	1941	812	1516	1481	1387	1755	1402	1766	18813	1.24
Madhepura/ Singheshwara	1587	7175	2513	1627	1968	1911	1817	1240	827	1109	1312	1805	24891	1.65
Saharsa	1086	1033	1381	676	1591	1618	1545	1479	1380	1319	1332	1658	16098	1.06
Overall in non-Buddhist destinations	123504	114676	115701	120919	104781	103344	111653	110270	119153	101210	103404	121355	1349970	89.22
Bodhgaya	6545	16977	3390	3271	3057	4759	3300	2926	3978	4349	5229	5583	63364	4.19
Rajgir	8113	10295	7081	7543	6194	6734	4298	4731	5661	10508	7771	10853	89782	5.93
Nalanda	2000	277	277	360	109	147	127	505	906	551	1549	1313	8121	0.54
Areraj	320	55	70	40	0	2	20	0	0	0	90	70	667	0.04
Vaishali	181	16	108	8	244	64	3	5	22	28	6	7	692	0.05
Kesaria	30	7	0	4	0	10	17	105	95	2	144	104	518	0.03
Overall in Buddhist destinations	17189	27627	10926	11226	9604	11716	7765	8272	10662	15438	14789	17930	163144	10.78
Overall in Bihar	140693	142303	126627	132145	114385	115060	119418	118542	129815	116648	118193	139285	1513114	100.00

FOREIGN TOURIST TRAFFIC

Table B

Foreign Tourists Staying Overnight in Accommodation Units														
Destinations	Months												Total	Contri. %
	Jan	Feb	Mar	Apr	May	Jun	Jul	Aug	Sep	Oct	Nov	Dec		
Patna/ Sonepur/ Maner/ Hajipur/ Sasaram	2844	360	801	435	188	328	103	354	720	876	1632	2063	10704	16.70
Muzaffarpur	27	5	2	0	3	0	0	0	0	0	2	3	42	0.07
Gaya	220	261	108	1039	39	28	13	11	20	66	85	237	2127	3.32
Bhagalpur/ Sultanganj	10	0	0	0	0	2	0	0	0	0	0	0	12	0.02
Sitamarhi	0	0	0	23	348	120	79	120	42	319	110	207	1368	2.13
Darbhanga	99	61	170	830	165	19	0	70	100	118	0	0	1632	2.55
Pawapuri	0	0	0	0	0	0	0	0	0	0	0	0	0	0.00
Raxaul	221	22	716	515	280	259	245	78	95	123	90	78	2722	4.25
Munger	0	1	0	0	1	1	2	6	3	3	12	2	31	0.05
Madhubani	63	31	51	37	50	29	0	0	8	10	0	0	279	0.44
Madhepura/ Singheshwara	25	0	0	0	0	0	0	0	0	0	0	0	25	0.04
Saharsa	16	0	0	0	0	7	0	0	0	0	0	0	23	0.04
Overall in non-Buddhist destinations	3525	741	1848	2879	1074	793	442	639	988	1515	1931	2590	18965	29.58
Bodhgaya	7278	6489	2941	956	348	247	842	1266	1395	2902	7027	7080	38771	60.47
Rajgir	626	630	707	47	14	14	38	496	479	492	919	956	5418	8.45
Nalanda	0	93	93	11	0	8	60	55	2	0	181	305	808	1.26
Areraj	0	0	0	0	0	0	0	0	0	0	0	0	0	0.00
Vaishali	24	0	52	52	0	0	0	2	4	6	9	3	152	0.24
Kesaria	0	0	0	0	0	0	0	0	0	0	0	0	0	0.00
Overall in Buddhist destinations	7928	7212	3793	1066	362	269	940	1819	1880	3400	8136	8344	45149	70.42
Overall in Bihar	11453	7953	5641	3945	1436	1062	1382	2458	2868	4915	10067	10934	64114	100.00

TOURIST TRAFFIC THOSE STAYING WITH FRIENDS & RELATIVES

Table C

Tourists Staying Overnight with Friends and Relatives														
Destinations	Months												Total	Contri. %
	Jan	Feb	Mar	Apr	May	Jun	Jul	Aug	Sep	Oct	Nov	Dec		
Patna/ Sonepur/ Maner/ Hajipur/ Sasaram	31994	20151	28938	35677	31247	33631	31779	32358	47219	34729	15906	42227	385855	45.70
Muzaffarpur	7097	8200	7617	6078	6686	4925	5112	4774	7616	6057	3096	6616	73874	8.75
Gaya	6787	4448	4926	8523	5646	5730	5333	6859	14492	8283	3683	8425	83135	9.85
Bhagalpur/ Sultanganj	5572	9391	3474	2674	2984	2736	3996	3889	5715	6682	2418	8321	57852	6.85
Sitamarhi	2739	2461	2031	1922	2074	1537	1376	1498	2646	2548	1261	2702	24795	2.94
Darbhanga	1841	2576	2522	4629	3281	2853	2809	2835	5129	4645	2144	5383	40647	4.81
Pawapuri	1822	565	1164	295	33	167	416	898	2237	120	388	2493	10598	1.26
Raxaul	1240	694	1139	1468	1345	1387	1250	1188	1823	1535	631	1595	15295	1.81
Munger	1099	1323	875	416	715	750	737	672	1039	1090	728	1382	10826	1.28
Madhubani	1040	643	798	907	1072	453	747	763	1052	1177	419	1177	10248	1.21
Madhepura/ Singheshwara	794	3376	1183	838	1060	1029	895	639	624	739	392	1203	12772	1.51
Saharsa	543	486	650	348	857	875	761	762	1041	879	398	1105	8705	1.03
Overall in non-Buddhist destinations	62568	54314	55317	63775	57000	56073	55211	57135	90633	68484	31464	82629	734603	87.01
Bodhgaya	6808	11043	2979	2178	1833	2696	2040	2160	4053	4834	3661	8442	52727	6.24
Rajgir	4304	5141	3665	3905	3343	3634	2136	2693	4632	7333	2596	7873	51255	6.07
Nalanda	985	174	174	191	59	83	92	288	685	367	517	1079	4694	0.56
Areraj	158	26	33	21	0	1	10	0	0	0	27	47	323	0.04
Vaishali	101	8	75	31	131	34	1	4	20	23	4	7	439	0.05
Kesaria	15	3	0	2	0	5	8	54	72	1	43	69	272	0.03
Overall in Buddhist destinations	12372	16395	6926	6328	5366	6453	4287	5199	9462	12558	6848	17517	109711	12.99
Overall in Bihar	74940	70709	62243	70103	62366	62526	59498	62334	100095	81042	38312	100146	844314	100.00

DAY TOURIST TRAFFIC

Table D

Destinations	Day Tourist												Total	Contri. %
	Months													
	Jan	Feb	Mar	Apr	May	Jun	Jul	Aug	Sep	Oct	Nov	Dec		
Patna/ Maner/ Hajipur/ Sasaram	113812	73922	106158	123183	104805	112800	113048	111721	128908	101921	81183	123926	1295387	37.85
Sonepur											305000	275000	580000	16.95
Muzaffarpur	25248	30082	27943	20986	22425	16520	18183	16483	20791	17775	15802	19417	251654	7.35
Gaya	24142	16319	18070	29428	18936	19220	18970	23683	39563	24308	18796	24727	276162	8.07
Bhagalpur/ Sultanganj	19820	34451	12746	9231	10009	9178	14217	13429	15603	19610	12341	24419	195054	5.70
Sitamarhi	9742	9027	7451	6634	6955	5154	4895	5172	7225	7478	6438	7930	84101	2.46
Darbhanga	6549	9450	9253	15981	11004	9568	9994	9790	14003	13631	10945	15797	135965	3.97
Pawapuri	6483	2072	4271	1017	110	560	1479	3100	6106	352	1982	7317	34849	1.02
Raxaul	4410	2545	4178	5067	4511	4652	4447	4102	4978	4506	3220	4682	51298	1.50
Munger	3909	4853	3211	1437	2397	2516	2623	2319	2836	3199	3714	4056	37070	1.08
Madhubani	3699	2360	2928	3132	3596	1519	2656	2634	2873	3453	2137	3455	34442	1.01
Madhepura/ Singheshwara	2824	12387	4338	2894	3554	3451	3184	2206	1703	2170	2000	3532	44243	1.29
Saharsa	1931	1783	2384	1202	2873	2935	2707	2631	2842	2581	2031	3244	29144	0.85
Overall in non-Buddhist destinations	222569	199249	202931	220192	191175	188073	196403	197270	247431	200984	465589	517502	3049368	89.09
Bodhgaya	24219	40510	10929	7518	6149	9041	7257	7456	11066	14187	18685	24775	181793	5.31
Rajgir	15312	18860	13445	13484	11212	12187	7597	9297	12645	21522	13248	23105	171914	5.02
Nalanda	3504	639	639	660	197	280	328	996	1870	1078	2637	3166	15994	0.47
Areraj	561	95	121	71	0	4	35	0	0	0	137	137	1161	0.03
Vaishali	359	28	276	107	441	116	5	12	54	67	23	20	1508	0.04
Kesaria	53	12	0	7	0	18	30	187	196	4	220	203	930	0.03
Overall in Buddhist destinations	44008	60144	25410	21847	17999	21646	15252	17948	25831	36858	34950	51406	373299	10.91
Overall in Bihar	266577	259393	228341	242039	209174	209719	211655	215218	273262	237842	500539	568908	3422667	100.00

TOTAL TOURIST TRAFFIC DESTINATION-WISE

Table E

Destinations	No. of Tourists Staying Overnight								Day Tourist (E)	%	Total Tourist (A+B+C+D+E)	%
	Domestic (A)	%	Foreign (B)	%	Total (C) A + B	%	Friends & Relatives (D)	%				
Patna/ Sonapur/ Maner/ Hajipur/ Sasaram	706919	46.72	10704	16.70	717670	45.50	385855	45.70	1295387	37.85	2398865	41.05
Sonapur		0.00		0.00		0.00		0.00	580000	16.95	580000	9.92
Muzaffarpur	140456	9.28	42	0.07	140507	8.91	73874	8.75	251654	7.35	466027	7.97
Gaya	149987	9.91	2127	3.32	152124	9.64	83135	9.85	276162	8.07	511412	8.75
Bhagalpur/ Sultanganj	108292	7.16	12	0.02	108311	6.87	57852	6.85	195054	5.70	361210	6.18
Sitamarhi	45480	3.01	1368	2.13	46851	2.97	24795	2.94	84101	2.46	155744	2.66
Darbhanga	73543	4.86	1632	2.55	75180	4.77	40647	4.81	135965	3.97	251787	4.31
Pawapuri	19089	1.26	0	0.00	19090	1.21	10598	1.26	34849	1.02	64535	1.10
Raxaul	25681	1.70	2722	4.25	28405	1.80	15295	1.81	51298	1.50	94995	1.63
Munger	20721	1.37	31	0.05	20753	1.32	10826	1.28	37070	1.08	68648	1.17
Madhubani	18813	1.24	279	0.44	19093	1.21	10248	1.21	34442	1.01	63782	1.09
Madhepura/ Singheshwara	24891	1.65	25	0.04	24918	1.58	12772	1.51	44243	1.29	81931	1.40
Saharsa	16098	1.06	23	0.04	16122	1.02	8705	1.03	29144	0.85	53970	0.92
Overall in non-Buddhist destinations (A)	1349970	89.22	18965	29.58	1369024	86.79	734603	87.01	3049368	89.09	5152906	88.17
Bodhgaya	63364	4.19	38771	60.47	102139	6.48	52727	6.24	181793	5.31	336655	5.76
Rajgir	89782	5.93	5418	8.45	95206	6.04	51255	6.07	171914	5.02	318369	5.45
Nalanda	8121	0.54	808	1.26	8930	0.57	4694	0.56	15994	0.47	29617	0.51
Areraj	667	0.04	0	0.00	667	0.04	323	0.04	1161	0.03	2151	0.04
Vaishali	692	0.05	152	0.24	844	0.05	439	0.05	1508	0.04	2790	0.05
Kesaria	518	0.03	0	0.00	518	0.03	272	0.03	930	0.03	1720	0.03
Overall in Buddhist destinations (B)	163144	10.78	45149	70.42	208304	13.21	109711	12.99	373299	10.91	691303	11.83
Overall in Bihar (A+B)	1513114	100.00	64114	100.00	1577328	100.00	844314	100.00	3422667	100.00	5844209	100.00

- Almost 24 lakh tourists (41% of the total tourist traffic) visited Patna in the year 2005. Sonapur, Muzaffarpur, Gaya, Bhagalpur/Sultanganj and Darbhanga accounted for another 36% of the tourist traffic in Bihar.
- There were almost 34 lakhs day tourists in the entire year; this accounted for almost 59% of the tourist traffic inflow.
- The number of tourists staying with friends and relatives was almost uniform through the year, except for a dip in the second quarter. They accounted for almost 14% of the total tourist traffic.
- 6 Buddhist destinations accounted for 12% of the total tourist traffic while the balance was accounted for by the 18 non-Buddhist destinations.
- Tourist traffic in Raxaul, Madhubani and Saharsa remained uniform through the year. Pawapuri alongwith Muzaffarpur and Madhepura witnessed a sharp fall in tourism in the second quarter. Bodhgaya and Rajgir together were visited by approx. 655,000 tourists in the year. This accounted for 11% of the total tourist traffic.
- Almost, 15.77 lakh tourists stayed at commercial accommodation units in the 24 destinations in Bihar. Of this, only 4% were foreign tourists.
- This implies that 27% of the tourists visiting destinations in Bihar stayed for more than 1 night at a place of accommodation.
- The maximum number of tourists stayed in places of accommodation in the first quarter. Otherwise, this statistic was almost uniform across the rest of the year.
- A total of 15.77 lakh tourists accounted for almost 18.75 lakh bed nights in the 24 destinations in Bihar.
- Last year, the overall occupancy of accommodation units in Bihar was 54%; in non-Buddhist destinations, it was 59% while in Buddhist destinations, it stood at 37%.
- Occupancy in accommodation units in Buddhist destinations attained a peak of 60% in the fourth quarter; this was the quarter when foreign tourists also rose sharply.
- Highest occupancy at Non-Buddhist destinations was registered in the 3rd quarter, due to higher inflow of tourists in Gaya for *Vishnu Puja* and religious rites (*Pind-dan*).
- Private guest houses had the highest occupancy (88%) in the third quarter.
- Other private hotel had higher occupancy (63%) in the first quarter.
- The 4th quarter witnessed the highest occupancy (88%) in star category hotels.
- Dharmshala & Monasteries also had the highest occupancy in the fourth quarter on account of foreign tourists in Bodh Gaya.
- Occupancy of Govt. Hotels/ Circuit Houses was on the lower side except in the 4th quarter when elections were held.

TOURIST PROFILE

- Countries with a sizeable Buddhist population accounted for almost 75% of the foreign tourists who visited Bihar last year. Almost 20% of them came from Japan.
- A significant number of tourists visited Bodhgaya from Nepal.
- European tourists outnumbered those from North and South America.
- Among the domestic tourists, 84.3% tourists were from Bihar itself and 8% were from the neighbouring states of Jharkhand and Uttar Pradesh.
- Almost 67% of the tourists in Bihar were married. A majority of them were less than 35 years of age. Foreign tourists were marginally older than domestic ones; 16% of them were more than 44 years of age.
- Almost 82% of the tourist claimed an annual household income of less than Rs. 1,00,000. Foreign tourists from Sri Lanka and Nepal declared lower incomes.
- Only 18% of the tourists claimed an income of more than 1,00,000.
- A higher proportion of foreign tourists (24%), especially those who visited Buddhist destinations, reported an income of more than Rs. 2,00,000.
- About 41% of the tourists had secondary / higher Secondary education while 52% had graduate / post graduate education. About 5% of the tourists were technically qualified. Only 1% of the domestic tourists had no formal education. There was no significant difference between the educational backgrounds of domestic and foreign tourists.
- About 35% of the tourists were in service, i.e. they were salaried employees.
- A substantially higher proportion of the domestic tourists were students.

- Visiting of friends/ relatives, sightseeing and recreation/ leisure were the primary drivers of domestic tourism through the year. The third quarter witnessed a marked increase in social tourism.
- Recreation and leisure was the primary purpose of domestic tourism in the first quarter.
- Sightseeing, religion and recreation/ leisure were the primary drivers of foreign tourism through the year.
- In the first and fourth quarters, a majority of the foreign tourists visited places in Bihar with the objective of religious tourism..

- Domestic tourists were more frequent travellers. About 16% of them travelled atleast once in a quarter.
- A majority of the domestic tourists (67%) stayed for one night only.
- A substantial proportion of the foreign tourists stayed for more than 10 days. A majority of the tourists (66%) had travelled to Bihar before while 34% of the tourists had not.
- Approximately 51% of the tourists travelled alone. 31% travelled with their families while 16% of the tourist travelled with their friends.
- Almost 35% of the tourists travelled in groups of 3 – 4 people.
- 95% of the tourists were not part of any package tour.
- Approximately 30% of the domestic tourists stayed at non-star hotels and 21% of these tourists stayed at private guest houses. This trend was uniform through the year. Very few domestic tourists stayed at star hotels.
- Almost 39% of the domestic tourists stayed with friends and relative.
- Almost 7% of the foreign tourists stayed in star hotels; this was higher in the first quarter. 33% of the foreign tourists stayed at non-star hotels while 25% of them stayed at *Dharamshalas/ Gurudwaras / Monasteries*. Only 14% of them stayed with friends and relatives.
- 65% of the tourists ate at conventional restaurants while 37% of them also ate at *Dhaba*.
- About 32% of the foreign tourists ate at *Dharamshalas/ Gurudwara / Monastery*.
- A higher proportion of foreign tourists ate at refreshment stands.

TOURIST SATISFACTION

- Only 30% of domestic tourists were satisfied with their visit to Bihar. A higher proportion of foreign tourists (40%) were satisfied with their visit to Bihar.
- Almost 42% of the domestic tourists were dissatisfied with their visit.
- A substantial proportion of tourists were satisfied with quality of transportation, upkeep of tourist sites, quality of food served in restaurants and availability of eating places.
- A significant proportion of tourists were not satisfied on account of availability of tourist guides, good quality accommodation, public convenience, souvenir shops, places of entertainment, security and even interaction with local people.
- Almost 95% of the tourists found their experience on par with expectation or better.
- Almost 59% of the tourists found Bihar worse than other states while 32% stated that Bihar is the same as other states. By comparison, almost 44% of the foreign tourists found Bihar same as the other states.

TOURIST EXPENDITURE

- Tourists who stayed for more than 1 night in Bihar spent a total of Rs. 110 crores in 2005. The first and fourth quarters accounted for 58% of the tourist expenditure.
- Domestic tourists accounted for 83% of the tourist expenditure vs. 17% by the foreign tourists.
- Domestic tourists spent the most on food & beverages (33.1%) while the foreign tourists spent 32.5% of their money on accommodation.
- A substantial proportion of tourist expenditure was on textile and food products.
- Day tourists spent a total of Rs. 104 crores in 2005 in Bihar. The fourth quarter accounted for almost 43% of this tourist expenditure. This was on account of the Sonapur Mela.

TOURISTS' AWARENESS & PERCEPTION OF BUDDHIST DESTINATIONS

- Most tourists were aware of Bodhgaya, Rajgir and Nalanda as Buddhist destinations.
- A large proportion of them were even aware of Vaishali, Vikramshila and Aurangabad.
- Awareness of Guneri is low.
- The popular Buddhist destinations visited included Bodhgaya, Rajgir and Nalanda.
- The least popular Buddhist destination among the tourists were Guneri, Areraj, Lauria Nandangarh, Kesaria, Aurangabad and Vikramshila.
- Sarnath and Ajanta & Ellora were the only Buddhist destinations to emerge as significant ones outside Bihar. Kushinagar and Saravasti also registered high awareness levels.
- Tourists were least aware about Kandari, Kaushambi, Nagarjunakonda, and Vidhisha as Buddhist destinations outside Bihar.
- Only 8% of the tourists visiting Bihar had also visited Sarnath.
- Majority of the tourists have not visited Buddhist destinations outside Bihar.
- While word-of-mouth emerged as the main awareness source, travel information sources such as books and guides were also mentioned as awareness sources by 37% of the tourists.

- Almost 80% of the tourists are of the opinion that Buddhist sites are famous in India.
- A significant proportion also agreed that they have great historical significance, rich cultural heritage and are major tourist attractions.
- Very few tourists stated that the Buddhist destinations are easily accessible.
- 88% of the tourists were satisfied with their visit to Buddhist destinations.
- This satisfaction is substantially higher than the satisfaction with the visits to other destinations in Bihar. Only 10% of them were dissatisfied with Buddhist destination.
- Problem of local transportation, security and restricted movement are the major reasons for dissatisfaction among tourists.
- Problems related to communication, food, availability of guides at reasonable price and toilet facilities were also cited as reasons of dissatisfaction.
- Lack of interest, time constraints and security concern are the major reasons for not visiting Buddhist destinations.

TOURISTS' AWARENESS & PERCEPTION OF NORTH EASTERN DESTINATIONS

- Awareness of Assam, Manipur and Nagaland was significantly higher than of other states.
- Only 22% of the tourists claimed to have visited North-eastern states.
- A substantial proportion of the tourists who had visited north-eastern states believed that they were famous in India (51%), have scenic beauty (40%), have rich cultural heritage (37%) and have great historical significance (32%).
- Most tourists (92%) of north-eastern states were satisfied with their visit there.
- Restricted movement and security concern are major reasons for dissatisfaction among tourists.

CENSUS OF HOSPITALITY & TRAVEL SECTOR IN BIHAR

- A total of 505 accommodation units were identified in the 24 destinations in Bihar. Of them, 498 accommodation units agreed to provide occupancy details on a monthly basis.
- Almost 95 % of these accommodation units are not members of any association.
- Approximately 79 % of them are in the non-Buddhist destinations that account for 88% of the total tourist traffic in Bihar.
- There are 14 star category hotels that account for 6 % of the available rooms.
- Other smaller private hotels (303 nos.) account for 68 % of the available rooms.
- *Dharamshalas*, *gurudwaras* and monasteries account for 14 % of the rooms.
- The top 5 towns of Patna, Gaya, Muzzaffarpur, Bodhgaya and Rajgir account for 359 accommodation units (72 % of the total).
- Patna alone which was visited by 41% of the tourists accounted for 34% of the accommodation units.
- Pawapuri which has a substantial tourist traffic in some months has only *dharamshalas* to cater to them.
- Bodhgaya and Rajgir together account for the maximum proportion of accommodation units (18% of the total number of units in Bihar) on the Buddhist circuit.
- A substantial number of monasteries are present in key Buddhist destinations such as Bodhgaya and Rajgir.
- There are a total of 556 eating outlets in the 24 destinations in Bihar within city limits.
- About 61% of the eating outlets are located in Patna & other adjacent towns in Bihar.
- Only 2% of the eating outlets surveyed are associated with FHRAI, local association and regional association.
- Almost 200 travel trade firms are present in Bihar.
- Almost 82 % of the Tour and Travel Operators are not members of any association. Only 2% claimed to be members of ITTA.
- About 64% of the tour and travel agencies are located in Patna & adjacent towns.
- Bodhgaya is the next destination with a significant number of travel trade firms.
- There were a total of 89 souvenir and handicrafts shops in Bihar.
- Bodhgaya and Rajgir together accounted for 52% of the souvenir & handicraft shops in Bihar.
- Patna, Madhubani and Bhagalpur/ Sultanganj were the other towns with a significant presence of these shops.

PROFILE OF ACCOMMODATION UNITS

- Patna accounts for 41% of the beds available at accommodation units in the state. This is in line with the tourist traffic; 41% of the total tourist traffic visited Patna and adjoining areas last year.
- The other towns that have a significant proportion of rooms in non-Buddhist destinations are Gaya and Muzaffarpur.
- The beds available in the Buddhist destinations is in line with the proportion of tourists visiting them.
- Bodhgaya and Rajgir account for more than 91% of the beds available on the Buddhist circuit.
- These destinations are tourist hubs on the Buddhist circuit; tourists stay here and travel out to other destinations.
- While 93 % of these accommodation units have room service, only 39 % of them have a television, 35 % have hot water facility and only 22 % have STD / ISD telephone facility in the room.
- Only 10 % offer credit card payment facility.
- Approx. 26% of the accommodation units have restaurants while 14% of them have conference facilities.
- Since most of the accommodation units are in the non-star category, very few have a swimming pool, beauty salons, etc.

EMPLOYMENT IN HOSPITALITY & TRAVEL SECTOR IN BIHAR

- A total of 4207 people are employed in 498 accommodation units surveyed in Bihar; almost 58% of them are in non-star private hotels and 19 % in star category hotels.
- Only 14 star hotels accounted for more than 800 employees.
- While the star category hotels have on an average 150 employees per 100 rooms, the others ones have 38 employees per 100 rooms.
- Government hotels/ circuit houses have 56 employees per 100 rooms. Departments like Front Office, F&B (Service), F&B (Kitchen) and Housekeeping accounts for 67% of the total employment.
- Approximately, 80% people are employed in non-Buddhist destinations.
- A total of 3348 people are employed in non-Buddhist destinations; of them, 63% people are employed in Patna.
- The other tourist destinations with significant numbers employed in accommodation units include Patna, Gaya, Bhagalpur & Darbhanga.
- Muzaffarpur accounted for a lower proportion of the workforce as compared to the tourist traffic and presence of accommodation units.

- About 20% of the workforce in accommodation units are employed in Buddhist destinations.
- The employment intensity in Buddhist destinations was more than in the others (47 vs. 43 per 100 rooms).
- A total of 858 people are employed in Buddhist destinations; 65% of them were in Bodhgaya alone.
- Almost 55 % of the employees in accommodation units are 30 years of age or less.
- It is estimated that a total of 3702 people were employed in December in the eating outlets.
- Approximately 85.3% were employed in conventional restaurants.
- Dhabas were the next biggest employers.
- Of the total employees, almost 35% and 42% are employed in the kitchen and service functions, respectively.
- About 65.6% of the employees in eating outlets were employed in Patna alone.
- Almost 79% of the employees are 30 years of age or less. The age profile of employees in eating outlets was younger than that of accommodation units.
- It is estimated that more than 650 people are employed in travel trade firms in Bihar.
- Of the, about 96% are employed in travel agencies.
- Of the total employees, almost 36% and 40% are employed in administration and ticketing, respectively.
- The employment intensity in these firms is just 3.
- About 86% of the employees of travel trade are in Patna.
- Bodhgaya and the other important destinations have a few travel trade firms and thus the number of employees is also low.
- About 57.9% of the employees are 30 years of age or less.
- More than 300 people are employed in the souvenir and handicrafts shops in Bihar.
- Sitamarhi has 2 large emporia which have 123 employees in them.
- Patna, Bodh Gaya and Rajgir are the other destinations having emporia and thus people employed in the sales function.
- Of the total employment, 80% are employed in the sales function.
- Bulk of the employees (55%) are in the age group 26 - 30 years.

STATE GOVERNMENT EXPENDITURE & EARNINGS

No information on expenditure incurred during the year on any tourism related project.

INTRODUCTION

1.0 INTRODUCTION

Bihar is situated in the eastern part of India with the Himalayan Kingdom of Nepal to its north and the states of West Bengal, Uttar Pradesh and Jharkhand flanking its sides. It is blessed with boundless fertility of its soil, mineral wealth, other natural resources such as forest wealth and potential manpower embodied in its population.

Bihar: A Snapshot	
Capital	Patna
Area	94,164 Sq. Km.
Population (2001)	82,878,796
Principal Languages	Hindi & Maithili
Urbanization Rate (2001)	10.47%

Bihar is the land origin of religions like Buddhism and Jainism. The word 'Bihar' owes its origin to the "Viharas" built by Lord Buddha who attained spiritual enlightenment on this land and preached love, peace and tolerance. The erstwhile capital city of Patliputra of Emperor Ashoka is the present day state capital Patna.

Bihar is the land of the magnificent Ganges, beautiful flora and fauna, attractive tourist destinations like the world famous ancient seats of learning like Nalanda & Vikramshila, Madhubani Paintings (Mithila Arts), enchanting Sujuni work, gorgeous Bhagalpuri Silk, rich mineral resources, world famous fruits such as the delicious litchi (lychee) and mangoes.

In 2004, the tourist arrivals in Bihar reached 81 lakhs with just 0.46% foreign tourists.

Nationality	2000	2001	2002	2003	2004
Indian	55,20,589	60,61,168	68,60,207	60,44,710	80,97,456
Foreign	73,321	85,673	1,12,873	60,820	38,118
Total	55,93,910	61,46,841	69,73,080	61,05,530	81,35,574

Source :Tourist Statistics, Ministry of Tourism, New Delhi.

Major tourists attractions

Important places of tourist interest are Rajgir (pilgrim place for the Buddhists), Bodh Gaya (most sacred place for Buddhists), Gaya, (center of pilgrimage for Hindus), Nalanda (ruins of the world's earliest Buddhist university) and Vaishali (the seat of the first republic of the world in the sixth century BC). Other places of tourist interest in Bihar include Bhimbandh, famous for hot springs, Maner, a sacred Muslim shrine of Sufi Saint Hazrat Makhdoom Shah, Vikramshila, the ruins of a Buddhist university; and Sasaram, the site of the tomb of Afghan emperor Sher Shah Suri.

Bodhgaya

Bodhgaya is one of the sacred places for the Buddhists as well as for Hindus. Here under the Bodhi Tree, Gautama attained supreme knowledge to become Budhha, the 'Enlightened One'

The magnificent Mahabodhi temple in Bodhgaya is an architectural amalgamation.



Gaya

Gaya is one of the most important pilgrimage places for the Hindus.

Pawapuri

In Pawapuri or Apapuri, 38 km from Rajgir and 90 km from Patna, all sins end for a devout Jain. Lord Mahavira breathed his last here and was cremated here. Now the famous Jalamandir marble temple stands at the site.

Patna

Patna, once called Pataliputra, is the capital of Bihar. It is among the world's oldest capital cities with unbroken history of many centuries as an Imperial metropolis. A very fertile arched stretch of land along the bank of the Ganga, the history and heritage of modern day Patna goes back well over two millennia.

Nalanda

Founded in the 5th Century A.D., Nalanda is known as an ancient seat of learning. World's most ancient university lies in ruins which is 62 kms from Bodhgaya and 90 kms south of Patna. Emperor Ashoka built many monastries, temples and Viharas here.

Lauria Areraj

A 11.5 m high Ashokan column was erected here in 249 BC. The polished sandstone pillar has six edicts on it. The site is 30 km from Motihari.

Lauria Nandangarh

This site, 23 km from Bettiah and 14 km from Shikarpur, has the famous lion pillar erected by Ashoka. The 8.5 m polished sandstone column also has an edict engraved on it. Nearby there are the remains of Nandangarh Stupa, believed to contain the ashes of the Buddha.



2.0 OBJECTIVE OF THE STUDY

The main objective of this study is to track the tourism scenario in the state of Bihar, in terms of the following parameters:

- Volume of tourist traffic at important destinations in Bihar
- Profile of domestic and international tourists visiting Bihar including their feedback on their visit
- Expenditure pattern of domestic and foreign tourists
- Profile of places of accommodation and their occupancy levels
- Employment generated by tourism
- Progress of the state government's tourism plan

3.0 TERMS OF REFERENCE

The terms of reference and scope of the study are as follows:

1. Prepare a frame/list of all important tourist places in the State
2. Prepare a frame/list of tourist place – wise all accommodation units like hotels, dharamshalas, guesthouses, etc.
3. Compile information about both domestic and foreign tourists staying in all the accommodation units each month, including nationality (about foreign tourists) from the records of accommodation units,
4. Compile information about rooms, beds, occupancy rate, employment etc. of all accommodation units as at Sr. No. (ii) above on monthly basis;
5. Conduct a sample survey of both domestic foreign tourists (taking separate representative samples) at all the important tourist places as at Sr. No. (i) to estimate the ... (a) purpose of visit (b) same day visitors (c) tourists staying with friends/ relatives during their visit (d) demographic profile (e) country / State – Wise arrivals (Country for foreign tourists and for domestic tourist only (f) average estimated expenditure by tourists on various items (g) average duration of stay and (h) direct employment generated through tourism in various sectors like hotels, restaurants, transport, travel agencies, travel agents, etc.
6. Estimate the expenditure made by State Governments in development of Tourism, and earnings through tourism;
7. Update the frame/list as at Sr. No. (i) & (ii) on quarterly basis; and accordingly revise the coverage;
8. Submit five copies of detailed reports for every month giving statistical tables, charts, analysis and estimates etc. by the 3rd week of the subsequent month.

4.0 PLAN FOR THE SURVEY

The important places for tourism covered by this survey are mentioned below.

S. No.	Destinations	Non-Buddhist/ Buddhist	Attractions
1	Patna	Non-Buddhist	State capital & Patna Sahib Gurudwara
2	Gaya	Non-Buddhist	Ancient Vishnu Temple
3	Bhagalpur (incl. Sultanganj)	Non-Buddhist	Silk and religious centre for Jains
4	Raxaul	Non-Buddhist	Entry/ exit point on Indo-Nepal Border
5	Munger (incl. Bhimbandh)	Non-Buddhist	Sita Kund and International Yoga School
6	Maner (Biharsharif)	Non-Buddhist	Mausoleum of Sufi Saint Hazrat Makhdoom Shah
7	Muzaffarpur	Non-Buddhist	Business centre and for Litchi
8	Sonepur	Non-Buddhist	Cattle Fair
9	Madhubani	Non-Buddhist	Paintings
10	Saharsa	Non-Buddhist	Ancient Kali Temple
11	Madhepura (Singeshwara)	Non-Buddhist	Ancient Shiva Temple
12	Sasaram	Non-Buddhist	Tomb of Sher Shah Suri
13	Darbhanga	Non-Buddhist	Maharaja Kameshwara's Palace
14	Sitamarhi	Non-Buddhist	Birth place of Sita and Ram Janki Temple
15	Bodhgaya	Buddhist	Buddhist religious centre
16	Rajgir	Buddhist	World Heritage centre
17	Nalanda	Buddhist	Museum and ruins of Buddhist University
18	Vaishali	Buddhist	Ashoka's Pillar
19	Kesaria	Buddhist	World's largest Buddhist pagoda
20	Areraj	Buddhist	Buddhist site
21	Lauria Nandangarh	Buddhist	Buddhist site
22	Vikramshila	Buddhist	Religious centre for Jains and University

This study is based on both primary field survey (Starting from January, 2005) and an analysis of secondary data..

5.1 SURVEY DESIGN

The following survey design details how each of the objectives (mentioned in the terms of reference) will be achieved.

5.1.1. Identification of all important tourist destinations in the state

This has been done on the basis of published information (including the state tourism website), information available with the Department of Tourism and the state tourism office. The 24 tourist destinations selected for the survey were finalized in consultation with the State Tourism Department.

5.1.2. Preparation of a database of all accommodations at tourist destinations

The objective of this activity was to build a comprehensive database of all accommodations including hotels, guest houses/ inns and even *dharamshalas*.

Methodology: The listing of all the accommodation units was done on the basis of both secondary data analysis and a primary census survey.

First, data from State Tourism offices, regional/ local hotel associations, yellow pages, trade directories and municipal corporation was compiled to build a database of various accommodation units present in each of the identified tourist destinations.

Then, a census survey was carried out to profile each accommodation unit in the database.

Deliverables: The following information was provided by this phase:

- Numbers and names of accommodation units like hotels, motels, guesthouses, inns, dharamashalas etc.
 - Number and type of rooms available and Number of beds available
 - All facilities such as restaurants, shopping, telephone, recreational facilities & laundry
 - Occupancy rate for the past one month
 - Room rent charges
 - Number of permanent and temporary employees on an overall basis and in different functions of F&B, housekeeping, etc.
- Profiles of tourist stay – domestic/foreign, including nationality with country details, and duration of stay

5.1.3. Occupancy records and employment on a monthly basis

This information was collected on a monthly basis from the records of accommodation units and information provided by them on their employment.

5.1.4. Sample survey of both domestic and foreign tourists

Methodology: This sample survey was carried out in all important tourist destinations identified in the first phase. A structured questionnaire was framed to capture the required information.

Deliverables: Through the survey of accommodation units the following data was collected and compiled on a monthly basis:

- Number of tourists staying in accommodations, with friends & relatives and day tourists
- Profile of tourists in terms of gender, age and marital status, Country/ State of residence, places visited, mode of travel, whether accompanied, alone or part of a package tour and income level
- Expenditure Pattern: Duration of stay, Total expenditure (by cash and credit card) & Expenditure on accommodation, food & beverage, travel & conveyance, gifts and souvenirs and other goods/ services purchased
- Purpose of tourism, i.e. leisure, recreation, visiting friends, relatives, business/ professional, health treatment, religion/ pilgrimage or transit
- Type(s) of accommodation availed (hotels, motels, guesthouses, camping sites, etc.)
- Type(s) of restaurants visited (fast-food, cafeteria, food kiosk, refreshment stands & bars)
- Satisfaction levels with experience during stay in Bihar and improvement areas
- Awareness of Buddhist destinations

Sample size: A total of 12000 domestic and foreign tourists (1000 per month) were interviewed over a period of 12 months at the selected tourist destinations. These interviews were carried out at major tourist attractions. The sample was uniformly spread through the planned survey duration; however, a quota sample was taken at specific destinations that report seasonal increases in tourist traffic. A minimum quota of 10% was being maintained for the foreign tourists.

In addition, a sample of 1000 tourists was conducted at entry and exit points to determine the proportion of day tourists in the travelling population.

5.1.5. Estimation of direct employment generated through tourism

The data on direct employment in accommodation units, restaurants, travel/ tour operators and souvenir shops was collected on a quarterly basis.

A representative sample survey of tourism service providers including restaurants was surveyed to gauge the pattern of employment in each of the important tourist locations.

The objective of collecting employment particulars was to provide average employment in different functions across different accommodation units, restaurants, travel/ tour operators and souvenir shops.

5.1.6. Estimation of the expenditure & earnings made by State Government with respect to tourism.

Primary feedback is obtained from various departments of State Government including State Financial Institutions and State Tourism.

The survey was carried out to provide the following information:

- Estimated annual expenditure
- Type of funding
- Type of development
- Facilities being and likely to be provided
- Impact on tourism
- Earnings (including foreign exchange) and sources

5.2. Sampling Methodology

For the tourists survey, random sampling with quota for each day of the week and different time slots was employed to ensure true representation. The sample sizes for different centres were decided on the basis of the secondary information available on the number of tourists visiting the location. This was approved by Ministry of Tourism before conducting the fieldwork.

All listed accommodation units were covered in the survey, while random quota sampling of other tourism service providers was done.

5.3. Data Collection and Supervision

Structured questionnaires were administered by a team of trained field interviewers employed by Market Pulse. In case of data from accommodation units, structured report formats were provided to all of them and our field executives collected filled-up reports at the end of each month.

The team of 5 field executives/ enumerators was supervised by a field officer. The field officer ensured authenticity of the data being collected. The collected data was sent to the Research Executive located at the State Capital. The project manager stationed at our head office had overall responsibility for this assignment and he also travelled to different tourist destinations of the State as and when required.

5.4. Scrutiny & Tabulation Methods

- Each filled in questionnaire was scrutinized by the field officer as well as executives trained in questionnaire coding and scrutiny.
- Incomplete questionnaires and logically incorrect (to be established by a customized software) questionnaires were rejected and not included in the sample of responses.
- After the questionnaires were suitably scrutinized and coded, the contents of each were computerized.
- The data files thus created are compatible with *.dbf* and *SPSS* formats and will also be available in a text file.

6.0 TOURIST TRAFFIC ESTIMATION METHODOLOGY

The entire universe of 498 accommodation units were requested to maintain month wise records pertaining to the following

- Total Number of customers
- Number of customers of foreign origin
- Number of nights that each customer stays for

Department of Tourism, Bihar, had also sent letters to the accommodation units and instructed the local officer to ensure cooperation.

The statistics collected from all the accommodation units is aggregated for each tourist destination and then for the entire state. This yielded both the domestic and foreign tourist traffic at the accommodation units (referred to as A)

From the sample survey of 1000 tourists, we determined the proportion of tourists staying at accommodation units and those staying with their friends/relatives. This proportion was then applied to statistic A to compute the number of tourists staying with their friends/relatives (referred to as B)

$A+B$ =Number of tourists staying for more atleast one night (referred to as C)

Then through another exit survey of 1000 travellers at railway stations, bus depots and airports, we determined the proportion of tourists who were day tourists. This proportion applied to statistics C revealed the number of day tourists (Referred to as D).

Then, $C+D$ = Total tourist traffic

7.0 PROJECT TEAM

<i>Team Member</i>	<i>Name</i>
Research Advisor	Ejaz Hoda
Project Manager	Akhtar Siddiqui
Executive – Data Processing & Analysis	Q.N. Ahmad
Filed Officer	K.K. Thakur
Filed interviewers for primary survey	Raj Kumar, Santosh Kumar, Anil Kumar, Wasim, Ahmad, Arjun Kumar

SAMPLING PLAN

Table - 1

Survey Description	Sampling Methodology	Sample Size
Accommodation units survey	Census survey in 24 towns in Bihar (Patna, Sonapur, Maner, Hajipur, Sasaram, Muzaffarpur, Pawapuri, Gaya, Saharsa, Sitamarhi, Bhagalpur, Sultanganj, Darbhanga, Madhubani, Raxaul, Munger, Madhepura, Singheshwara, Bodhgaya, Rajgir, Nalanda, Vaishali, Kesaria & Areraj)	498 (Every Month)
Tourist Survey	Sample survey in 11 important tourist destinations in Bihar (Patna, Muzaffarpur, Pawapuri, Sitamarhi, Bhagalpur, Raxaul, Munger, Sultanganj, Bodhgaya, Nalanda & Rajgir)	12000
Tourist Survey at exit/ entry points to determine % day tourists	Sample survey in 11 important tourist destinations in Bihar (Patna, Muzaffarpur, Pawapuri, Sitamarhi, Bhagalpur, Raxaul, Munger, Sultanganj, Bodhgaya, Nalanda & Rajgir)	4000
Day Tourist Expenditure Survey	Sample survey in 5 important tourist destinations in Bihar (Patna, Gaya, Muzaffarpur, Bhagalpur and Bodhgaya)	12000

There are 505 accommodation units in Bihar; however, data was obtained from 498 because the balance did not furnish the requisite details.

SAMPLING PLAN (Contd.)

Table - 2

Survey Description	Sampling Methodology	Sample Size
Eating Outlets Survey	Sample survey in 11 towns in Bihar (Patna, Muzzafarpur, Sitamrhi, Munger, Raxaul, Darbhanga, Madhubani, Bhagalpur, Saharsa, Bodhgaya and Nalanda)	200 (Quarterly)
Tour and Travel Operators Survey	Sample survey in 6 important tourist destinations in Bihar (Patna, Gaya, Muzaffarpur, Darbhanga, Bodhgaya and Rajgir)	50 (Quarterly)
Survey of souvenir and handicraft shops	Sample survey in 6 important destinations (Patna, Sitamarhi, Bhagalpur, Madhubani,, Bodhgaya, & Rajgir)	50 (Quarterly)

SAMPLE OF ACCOMMODATION UNITS

Table 3

Cities	Star Hotels	Other Private Hotels	Govt Hotels/ Circuit Houses	Private Guest Houses	<i>Dharamshala / Gurudwara / Monastery</i>	TOTAL
Patna & other towns	6	130	6	18	13	173
Gaya	1	34	2	10	11	58
Muzaffarpur	1	28	1	10	-	40
Bhagalpur	-	16	1	8	7	32
Sitamarhi	-	12	-	3	2	17
Darbhangha	1	13	-	9	2	25
Saharsa	-	5	1	2	-	8
Munger	-	9	-	2	-	11
Raxaul	-	6	1	-	3	10
Madhubani	-	4	-	7	-	11
Madhepura	-	4	1	1	1	7
Pawapuri	-	-	-	-	3	3
Total	9	261	13	70	42	395
Bodhgaya	4	21	-	15	13	53
Rajgir	1	21	3	6	4	35
Vaisahli	-	-	3	-	2	5
Nalanda	-	-	1	-	5	6
Areraj	-	-	1	1	-	2
Kesaria	-	-	1	-	1	2
Total	5	42	9	22	25	103
GRAND TOTAL	14	303	22	92	77	498

SAMPLE OF EATING OUTLETS SURVEYED

Table 4

Cities	Restaurants	Fast Food Outlets	Cafeterias	Dhabas	Bars	TOTAL
Patna & adjacent towns	78	10	2	24	-	114
Muzzafarpur	12	-	-	-	1	13
Sitamarhi	4	-	-	-	-	4
Munger	5	-	-	-	-	5
Raxaul	3	-	-	2	-	4
Darbhanga	3	-	-		-	4
Madhubani	4	-	-	-	-	4
Bhagalpur	15	-	-	-	-	15
Saharsa	8	-	-	-	-	8
Bodhgaya	23	4	-	-	-	27
Nalanda	1	-	1	-	-	2
Total	156	14	3	26	1	200

SAMPLE OF TOUR AND TRAVEL OPERATORS SURVEYED

Table 5

Cities	TOTAL
Patna & adjacent towns	35
Gaya	2
Muzaffarpur	2
Darbhanga	1
Bodhgaya	8
Rajgir	2
Total	50

SAMPLE OF SOUVENIR & HANDICRAFT SHOPS SURVEYED

Table 6

Cities	Shops	Emporium	Others	TOTAL
Patna & adjacent towns	7	2	-	9
Bhagalpur	5	-	-	5
Sitamarhi	1	-	-	1
Madhubani	-	1	-	1
Bodhgaya	4	15	2	21
Rajgir	3	10	-	13
Total	20	28	-	50

1.0 TOURIST TRAFFIC IN BIHAR

Chapter 1.0 Tourist Traffic in Bihar

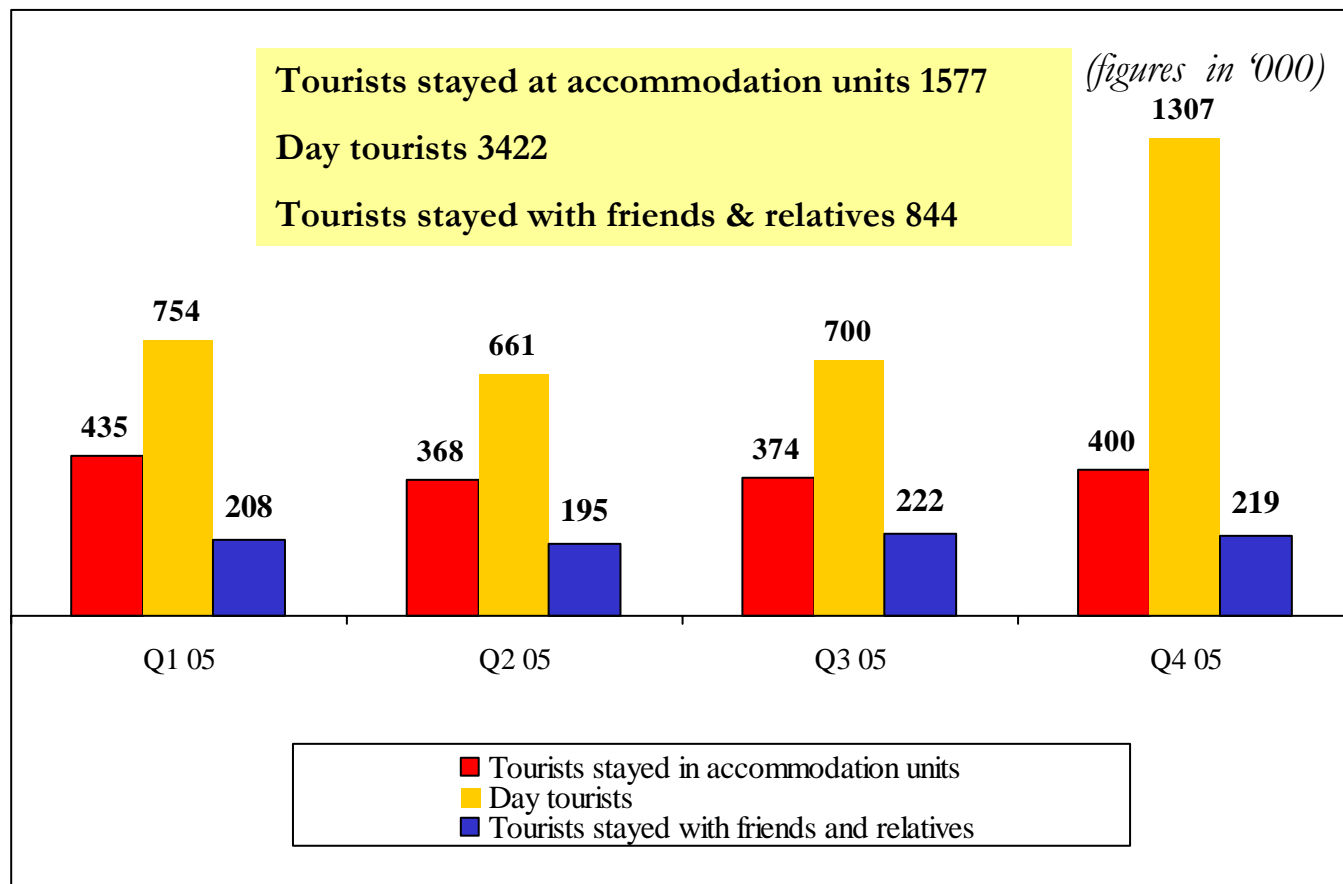
This chapter presents the tourist traffic pattern in Bihar in the 12 months of the year 2005. There are 3 broad categories of tourists, namely those who stayed in accommodation units, those who stayed with friends & relatives and day tourists. Both domestic and foreign tourists have been covered by this survey.

This chapter contains the following information:

- Annual tourist composition
- Monthly trend of tourist traffic
- Quarterly trend of tourist traffic at Non-Buddhist & Buddhist destinations
- Destination-wise quarterly trend of tourist traffic
- Quarterly trend of tourist traffic at accommodation units
- Monthly trend of tourist bed nights
- Quarterly trend of tourist bed nights for different destinations
- Quarterly trend of average occupancy of accommodation units at different destinations
- Quarterly trend of average occupancy of accommodation units in different categories
- Profile of foreign tourists in terms of countries
- Profile of domestic tourists in terms of states

ANNUAL TOURIST COMPOSITION

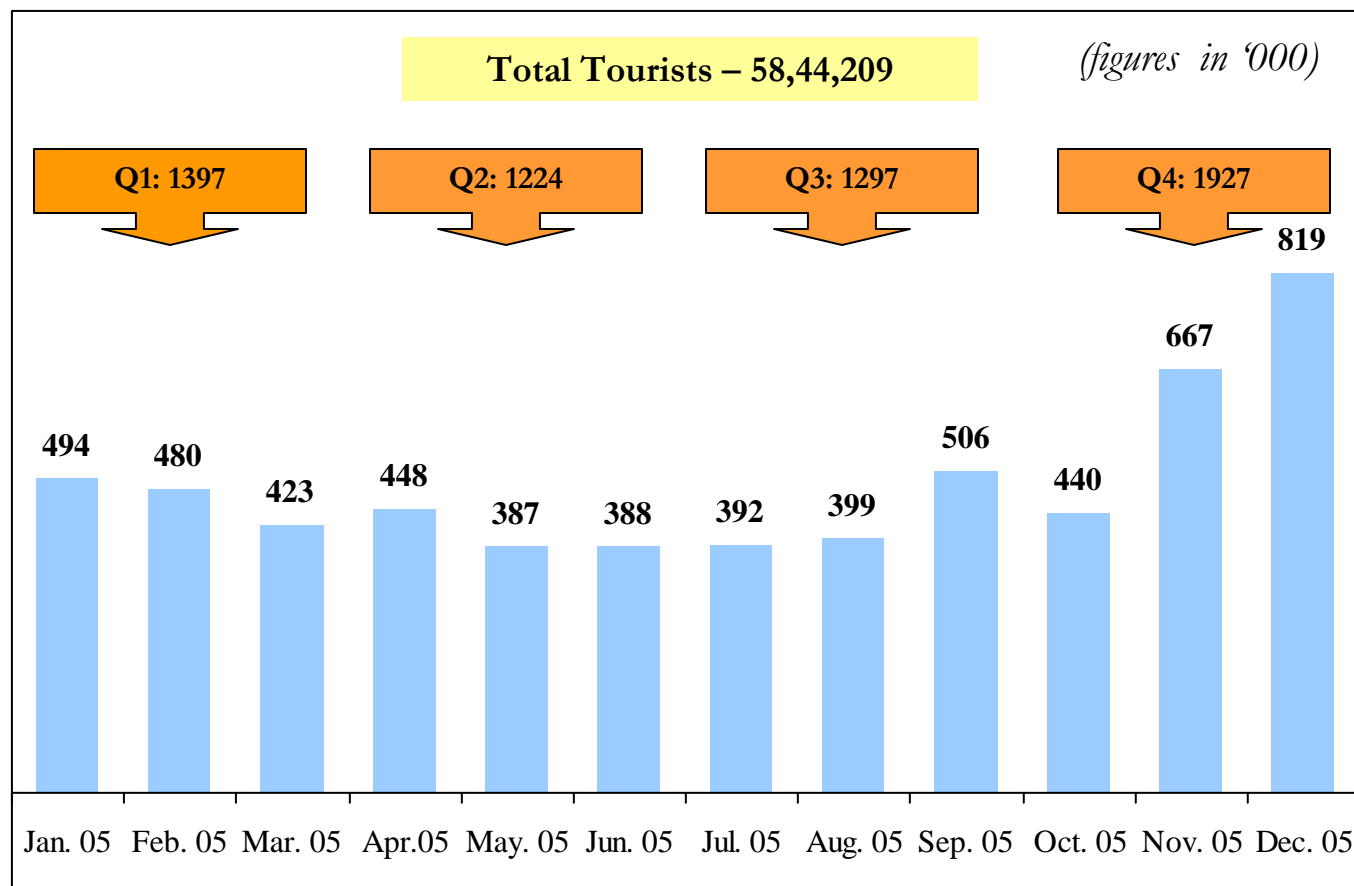
Chart 1.1



- A total of 58.43 lakh tourists visited 24 destinations in Bihar.
- Of them, 15.77 lakhs tourists stayed at accommodation units in the entire year; this accounted for 27% of the total tourists.
- There were more than 34 lakhs day tourists in the entire year; this accounted for almost 59% of the tourist traffic inflow.
- There was a sharp increase in the number of day tourists in the last quarter on account of the Sonapur Mela.
- The number of tourists staying with friend and relatives was almost uniform through the year, except for a marginal dip in the second quarter. They accounted for almost 14% of the total tourist traffic.

MONTH-WISE TREND IN TOURIST TRAFFIC

Chart 1.2



- A total traffic of 58,44,209 tourists was registered in the period January – December 2005. Out of the total tourist traffic 26% were domestic tourists, 1% were foreign tourist, 14% were tourists who stayed with friends and relatives and 59% were day tourists.
- The peak in tourist traffic came in the fourth quarter. This rise can be attributed to the Sonapur cattle fair, which was attended by approximately 580,000 day tourists in the months of November - December.
- Tourist traffic dipped in the second and third quarters due to high temperatures in the summer months.
- There was a significant increase in the tourist traffic in September because of higher numbers visiting Gaya for *Vishnu Puja* and religious rites (*Pind-dan*).
- The months of January and December witnessed higher numbers of foreign tourists.

TOTAL TOURIST TRAFFIC MONTH-WISE

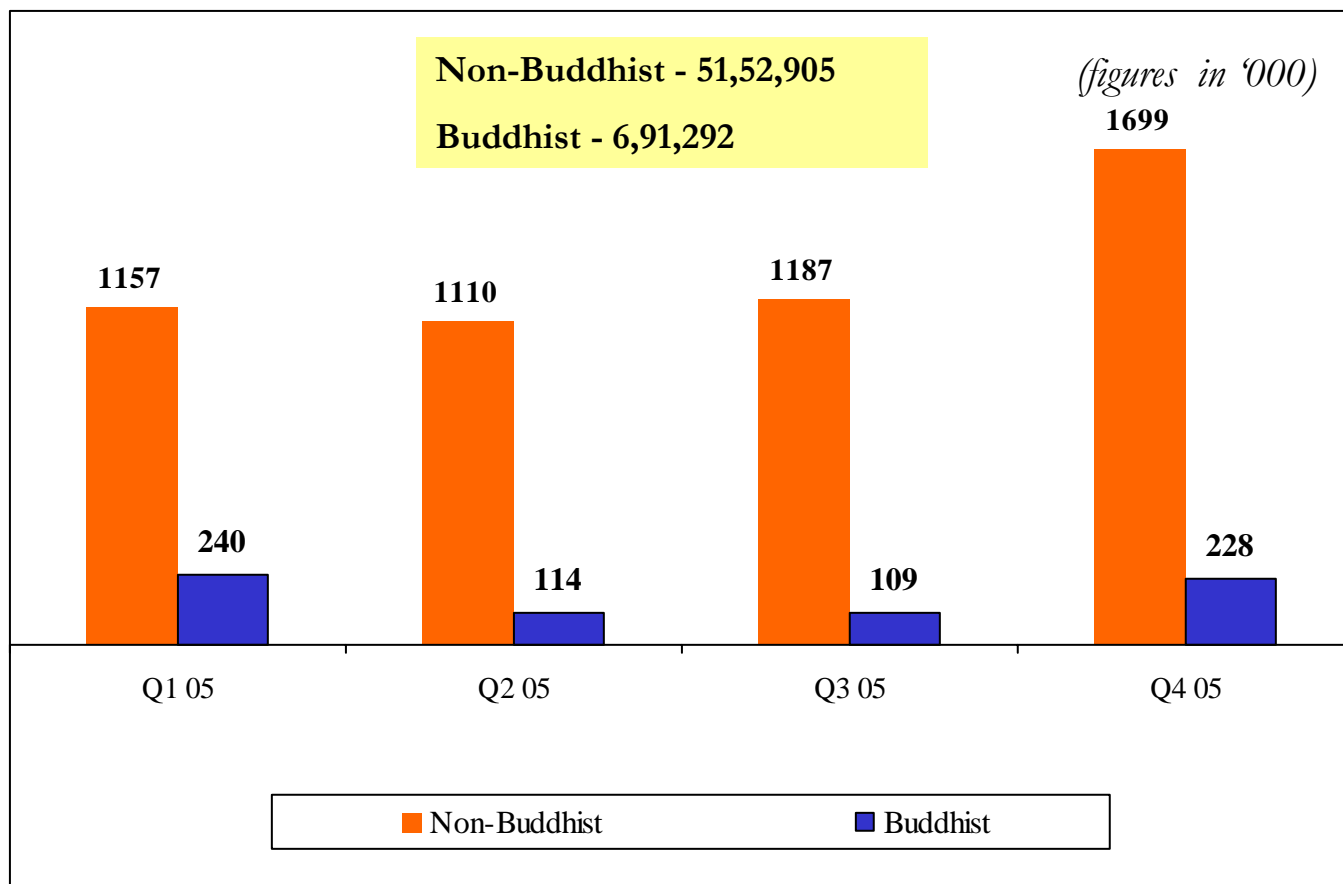
Table 1.1

Months	No. of Tourists Staying Overnight			Total (D)	Day Tourists (E)	Combined Total (A+B+C+D+E)
	Domestic (A)	Foreign (B)	Friends & Relatives (C)			
January	140693	11453	74940	227086	266577	493663
February	142303	7953	70709	220965	259393	480358
March	126627	5641	62243	194511	228341	422852
April	132145	3945	70103	206193	242039	448232
May	114385	1436	62366	178187	209174	387361
June	115060	1062	62526	178648	209719	388367
July	119418	1382	59498	180298	211655	391953
August	118542	2458	62334	183334	215218	398552
September	129815	2868	100095	232778	273262	506040
October	116648	4915	81042	202605	237842	440447
November	118193	10067	38312	166572	500539	667111
December	139285	10934	100146	250365	568908	819273
Total	1513114	64114	844314	2421542	3422667	5844209

TOURIST TRAFFIC AT DIFFERENT DESTINATIONS

Buddhist vs. non- Buddhist Destinations

Chart 1.3



- 6 Buddhist destinations accounted for 12% of the tourist traffic; balance was accounted for by the 18 non-Buddhist destinations.
- There was a sharp increase in tourist traffic in the fourth quarter at the non-Buddhist destinations because of the Sonepur Mela.
- On the other hand, Buddhist destinations witnessed an upsurge in the first and the fourth quarters because of a higher number of foreign tourists.
- Tourist traffic remained weak at both Buddhist and non-Buddhist destinations in the summer months.

TREND IN TOURIST TRAFFIC AT NON-BUDDHIST DESTINATIONS

Table 1.2

Destinations	Q1	Q2	Q3	Q4	Total	Contribution
Patna/Maner/Hajipur/Sasaram	544244	631088	654958	568575	2398865	41.05
Sonepur	0	0	0	580000	580000	9.92
Muzaffarpur	154208	110983	102699	98137	466027	7.97
Gaya	108392	125155	152252	125613	511412	8.19
Bhagalpur/ Sultanganj	124105	52626	80089	104390	361210	6.32
Sitamarhi	48556	34711	32022	40455	155744	2.42
Darbhanga	46763	67692	62567	74765	251787	4.41
Pawapuri	23750	3125	19788	17872	64535	1.53
Raxaul	20616	26353	25049	22977	94995	1.69
Munger	22172	11759	14404	20313	68648	1.17
Madhubani	16642	15272	15117	16751	63782	1.11
Madhepura/ Singheshwara	36202	18332	13135	14262	81931	1.44
Saharsa	11293	12982	15148	14547	53970	0.95
Overall in non-Buddhist destinations	1156943	1110078	1187228	1698657	5152906	88.17

- Almost 24 lakh tourists (41% of the total tourist traffic) visited Patna in the year 2005.
- Sonepur, Muzaffarpur, Gaya, Bhagalpur/Sultanganj and Darbhanga accounted for 37% of the tourist traffic in Bihar.
- Tourist traffic in Raxaul, Madhubani and Saharsa remained uniform through the year.
- Pawapuri alongwith Muzaffarpur and Madhepura witnessed a sharp fall in tourism in the second quarter.

TOTAL TOURIST TRAFFIC AT BUDDHIST DESTINATIONS

Table 1.3

Destinations	Q1	Q2	Q3	Q4	Total	Contribution
Bodhgaya	140109	42053	47739	106754	336655	5.76
Rajgir	88179	68311	54703	107176	318369	5.45
Nalanda	8855	2105	5914	12743	29617	0.51
Areraj	1439	139	65	508	2151	0.03
Vaishali	1227	1228	132	203	2790	0.04
Kesaria	120	46	764	790	1720	0.05
Overall in Buddhist destinations	239930	113882	109317	228174	691303	11.83
Overall in Bihar	1396873	1223960	1296545	1926831	5844209	100

- Bodhgaya and Rajgir together were visited by approx. 655,000 tourists in the year. This accounted for 11% of the total tourist traffic.
- This is mainly due to a higher number of foreign tourists at these destinations.
- The trend in tourist traffic in the non-Buddhist destinations is more homogenous; there was a dip in the tourist traffic in the summer months across the 6 destinations.

DOMESTIC TOURIST TRAFFIC

Table 1.4

Domestic Tourists Staying Overnight in Accommodation Units														
Destinations	Months												Total	Contri. %
	Jan	Feb	Mar	Apr	May	Jun	Jul	Aug	Sep	Oct	Nov	Dec		
Patna/ Sonepur/ Maner/ Hajipur/ Sasaram	62113	42460	60692	68821	57843	62130	64418	62458	61872	51217	51618	61277	706919	46.72
Muzaffarpur	14383	17420	16184	11799	12414	9147	10378	9267	10095	9085	10363	9921	140456	9.28
Gaya	13559	9192	10359	15506	10446	10614	10814	13304	19190	12358	12244	12401	149987	9.91
Bhagalpur/ Sultanganj	11302	19956	7383	5190	5542	5080	8114	7550	7576	10023	8095	12481	108292	7.16
Sitamarhi	5560	5229	4316	3707	3503	2734	2715	2788	3466	3503	4113	3846	45480	3.01
Darbhanga	3639	5413	5190	8155	5928	5279	5704	5434	6699	6849	7179	8074	73543	4.86
Pawapuri	3700	1200	2474	572	61	310	844	1743	2965	180	1300	3740	19089	1.26
Raxaul	2296	1452	1704	2334	2218	2317	2293	2228	2322	2180	2022	2315	25681	1.70
Munger	2231	2810	1860	808	1326	1392	1495	1298	1374	1632	2424	2071	20721	1.37
Madhubani	2048	1336	1645	1724	1941	812	1516	1481	1387	1755	1402	1766	18813	1.24
Madhepura/ Singheshwara	1587	7175	2513	1627	1968	1911	1817	1240	827	1109	1312	1805	24891	1.65
Saharsa	1086	1033	1381	676	1591	1618	1545	1479	1380	1319	1332	1658	16098	1.06
Overall in non-Buddhist destinations	123504	114676	115701	120919	104781	103344	111653	110270	119153	101210	103404	121355	1349970	89.22
Bodhgaya	6545	16977	3390	3271	3057	4759	3300	2926	3978	4349	5229	5583	63364	4.19
Rajgir	8113	10295	7081	7543	6194	6734	4298	4731	5661	10508	7771	10853	89782	5.93
Nalanda	2000	277	277	360	109	147	127	505	906	551	1549	1313	8121	0.54
Areraj	320	55	70	40	0	2	20	0	0	0	90	70	667	0.04
Vaishali	181	16	108	8	244	64	3	5	22	28	6	7	692	0.05
Kesaria	30	7	0	4	0	10	17	105	95	2	144	104	518	0.03
Overall in Buddhist destinations	17189	27627	10926	11226	9604	11716	7765	8272	10662	15438	14789	17930	163144	10.78
Overall in Bihar	140693	142303	126627	132145	114385	115060	119418	118542	129815	116648	118193	139285	1513114	100.00

- 89.22% of the total domestic tourists visited Non-Buddhist destinations while only 10.78% of the total domestic tourists visited Buddhist destinations.
- In Non-Buddhist destinations, 46.72% of the total domestic tourists visited Patna and in Buddhist destinations only 5.78% visited Rajgir.

FOREIGN TOURIST TRAFFIC

Table 1.5

Foreign Tourists Staying Overnight in Accommodation Units														
Destinations	Months												Total	Contri. %
	Jan	Feb	Mar	Apr	May	Jun	Jul	Aug	Sep	Oct	Nov	Dec		
Patna/ Sonepur/ Maner/ Hajipur/ Sasaram	2844	360	801	435	188	328	103	354	720	876	1632	2063	10704	16.70
Muzaffarpur	27	5	2	0	3	0	0	0	0	0	2	3	42	0.07
Gaya	220	261	108	1039	39	28	13	11	20	66	85	237	2127	3.32
Bhagalpur/ Sultanganj	10	0	0	0	0	2	0	0	0	0	0	0	12	0.02
Sitamarhi	0	0	0	23	348	120	79	120	42	319	110	207	1368	2.13
Darbhanga	99	61	170	830	165	19	0	70	100	118	0	0	1632	2.55
Pawapuri	0	0	0	0	0	0	0	0	0	0	0	0	0	0.00
Raxaul	221	22	716	515	280	259	245	78	95	123	90	78	2722	4.25
Munger	0	1	0	0	1	1	2	6	3	3	12	2	31	0.05
Madhubani	63	31	51	37	50	29	0	0	8	10	0	0	279	0.44
Madhepura/ Singheshwara	25	0	0	0	0	0	0	0	0	0	0	0	25	0.04
Saharsa	16	0	0	0	0	7	0	0	0	0	0	0	23	0.04
Overall in non-Buddhist destinations	3525	741	1848	2879	1074	793	442	639	988	1515	1931	2590	18965	29.58
Bodhgaya	7278	6489	2941	956	348	247	842	1266	1395	2902	7027	7080	38771	60.47
Rajgir	626	630	707	47	14	14	38	496	479	492	919	956	5418	8.45
Nalanda	0	93	93	11	0	8	60	55	2	0	181	305	808	1.26
Areraj	0	0	0	0	0	0	0	0	0	0	0	0	0	0.00
Vaishali	24	0	52	52	0	0	0	2	4	6	9	3	152	0.24
Kesaria	0	0	0	0	0	0	0	0	0	0	0	0	0	0.00
Overall in Buddhist destinations	7928	7212	3793	1066	362	269	940	1819	1880	3400	8136	8344	45149	70.42
Overall in Bihar	11453	7953	5641	3945	1436	1062	1382	2458	2868	4915	10067	10934	64114	100.00

- 29.58% of the total foreign tourists visited Non-Buddhist destinations.
- Only 16.70% of the total foreign tourists visited Patna during the year 2005.
- 70.42% of the foreign tourists visited Buddhist destination.
- Majority of the foreign tourists visited Bodhgaya.

TOURIST TRAFFIC THOSE STAYING WITH FRIENDS & RELATIVES

Table 1.6

Tourists Staying Overnight with Friends and Relatives														
Destinations	Months												Total	Contri. %
	Jan	Feb	Mar	Apr	May	Jun	Jul	Aug	Sep	Oct	Nov	Dec		
Patna/ Sonepur/ Maner/ Hajipur/ Sasaram	31994	20151	28938	35677	31247	33631	31779	32358	47219	34729	15906	42227	385855	45.70
Muzaffarpur	7097	8200	7617	6078	6686	4925	5112	4774	7616	6057	3096	6616	73874	8.75
Gaya	6787	4448	4926	8523	5646	5730	5333	6859	14492	8283	3683	8425	83135	9.85
Bhagalpur/ Sultanganj	5572	9391	3474	2674	2984	2736	3996	3889	5715	6682	2418	8321	57852	6.85
Sitamarhi	2739	2461	2031	1922	2074	1537	1376	1498	2646	2548	1261	2702	24795	2.94
Darbhanga	1841	2576	2522	4629	3281	2853	2809	2835	5129	4645	2144	5383	40647	4.81
Pawapuri	1822	565	1164	295	33	167	416	898	2237	120	388	2493	10598	1.26
Raxaul	1240	694	1139	1468	1345	1387	1250	1188	1823	1535	631	1595	15295	1.81
Munger	1099	1323	875	416	715	750	737	672	1039	1090	728	1382	10826	1.28
Madhubani	1040	643	798	907	1072	453	747	763	1052	1177	419	1177	10248	1.21
Madhepura/ Singheshwara	794	3376	1183	838	1060	1029	895	639	624	739	392	1203	12772	1.51
Saharsa	543	486	650	348	857	875	761	762	1041	879	398	1105	8705	1.03
Overall in non-Buddhist destinations	62568	54314	55317	63775	57000	56073	55211	57135	90633	68484	31464	82629	734603	87.01
Bodhgaya	6808	11043	2979	2178	1833	2696	2040	2160	4053	4834	3661	8442	52727	6.24
Rajgir	4304	5141	3665	3905	3343	3634	2136	2693	4632	7333	2596	7873	51255	6.07
Nalanda	985	174	174	191	59	83	92	288	685	367	517	1079	4694	0.56
Areraj	158	26	33	21	0	1	10	0	0	0	27	47	323	0.04
Vaishali	101	8	75	31	131	34	1	4	20	23	4	7	439	0.05
Kesaria	15	3	0	2	0	5	8	54	72	1	43	69	272	0.03
Overall in Buddhist destinations	12372	16395	6926	6328	5366	6453	4287	5199	9462	12558	6848	17517	109711	12.99
Overall in Bihar	74940	70709	62243	70103	62366	62526	59498	62334	100095	81042	38312	100146	844314	100.00

- 87.01% of the tourists stayed with friends and relatives at Non-Buddhist destinations.
- 45.70% of the tourists stayed with friends and relatives at Patna during the year 2005.
- Only 12.99% of the tourists stayed with friends and relatives at Buddhist destination.

DAY TOURIST TRAFFIC

Table 1.7

Day Tourist														
Destinations	Months												Total	Contri. %
	Jan	Feb	Mar	Apr	May	Jun	Jul	Aug	Sep	Oct	Nov	Dec		
Patna/ Maner/ Hajipur/ Sasaram	113812	73922	106158	123183	104805	112800	113048	111721	128908	101921	81183	123926	1295387	37.85
Sonepur											305000	275000	580000	16.95
Muzaffarpur	25248	30082	27943	20986	22425	16520	18183	16483	20791	17775	15802	19417	251654	7.35
Gaya	24142	16319	18070	29428	18936	19220	18970	23683	39563	24308	18796	24727	276162	8.07
Bhagalpur/ Sultanganj	19820	34451	12746	9231	10009	9178	14217	13429	15603	19610	12341	24419	195054	5.70
Sitamarhi	9742	9027	7451	6634	6955	5154	4895	5172	7225	7478	6438	7930	84101	2.46
Darbhanga	6549	9450	9253	15981	11004	9568	9994	9790	14003	13631	10945	15797	135965	3.97
Pawapuri	6483	2072	4271	1017	110	560	1479	3100	6106	352	1982	7317	34849	1.02
Raxaul	4410	2545	4178	5067	4511	4652	4447	4102	4978	4506	3220	4682	51298	1.50
Munger	3909	4853	3211	1437	2397	2516	2623	2319	2836	3199	3714	4056	37070	1.08
Madhubani	3699	2360	2928	3132	3596	1519	2656	2634	2873	3453	2137	3455	34442	1.01
Madhepura/ Singheshwara	2824	12387	4338	2894	3554	3451	3184	2206	1703	2170	2000	3532	44243	1.29
Saharsa	1931	1783	2384	1202	2873	2935	2707	2631	2842	2581	2031	3244	29144	0.85
Overall in non-Buddhist destinations	222569	199249	202931	220192	191175	188073	196403	197270	247431	200984	465589	517502	3049368	89.09
Bodhgaya	24219	40510	10929	7518	6149	9041	7257	7456	11066	14187	18685	24775	181793	5.31
Rajgir	15312	18860	13445	13484	11212	12187	7597	9297	12645	21522	13248	23105	171914	5.02
Nalanda	3504	639	639	660	197	280	328	996	1870	1078	2637	3166	15994	0.47
Areraj	561	95	121	71	0	4	35	0	0	0	137	137	1161	0.03
Vaishali	359	28	276	107	441	116	5	12	54	67	23	20	1508	0.04
Kesaria	53	12	0	7	0	18	30	187	196	4	220	203	930	0.03
Overall in Buddhist destinations	44008	60144	25410	21847	17999	21646	15252	17948	25831	36858	34950	51406	373299	10.91
Overall in Bihar	266577	259393	228341	242039	209174	209719	211655	215218	273262	237842	500539	568908	3422667	100.00

- 89.09% of the day tourists Non-Buddhist destinations.
- 37.85% of the day tourists visited Patna during the year 2005, while 16.95% of the day tourists visited Sonepur.
- Only 10.91% of the day tourists visited Buddhist destination.
- Majority of the foreign tourists visited Bodhgaya.

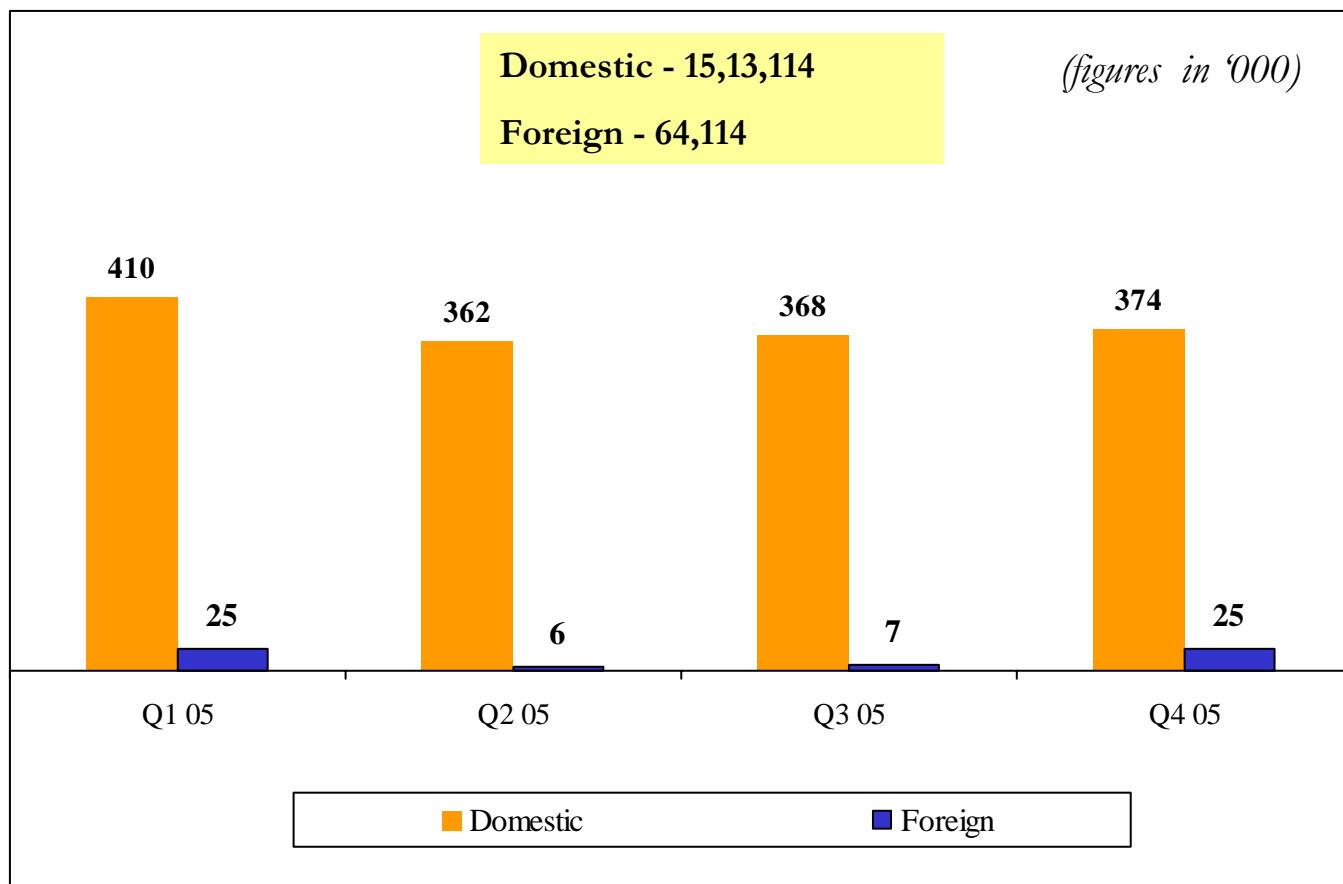
TOTAL TOURIST TRAFFIC DESTINATION-WISE

Table 1.8

Destinations	No. of Tourists Staying Overnight								Day Tourist (E)	%	Total Tourist (A+B+C+D+E)	%
	Domestic (A)	%	Foreign (B)	%	Total (C) A + B	%	Friends & Relatives (D)	%				
Patna/ Sonapur/ Maner/ Hajipur/ Sasaram	706919	46.72	10704	16.70	717670	45.50	385855	45.70	1295387	37.85	2398865	41.05
Sonapur		0.00		0.00		0.00		0.00	580000	16.95	580000	9.92
Muzaffarpur	140456	9.28	42	0.07	140507	8.91	73874	8.75	251654	7.35	466027	7.97
Gaya	149987	9.91	2127	3.32	152124	9.64	83135	9.85	276162	8.07	511412	8.75
Bhagalpur/ Sultanganj	108292	7.16	12	0.02	108311	6.87	57852	6.85	195054	5.70	361210	6.18
Sitamarhi	45480	3.01	1368	2.13	46851	2.97	24795	2.94	84101	2.46	155744	2.66
Darbhanga	73543	4.86	1632	2.55	75180	4.77	40647	4.81	135965	3.97	251787	4.31
Pawapuri	19089	1.26	0	0.00	19090	1.21	10598	1.26	34849	1.02	64535	1.10
Raxaul	25681	1.70	2722	4.25	28405	1.80	15295	1.81	51298	1.50	94995	1.63
Munger	20721	1.37	31	0.05	20753	1.32	10826	1.28	37070	1.08	68648	1.17
Madhubani	18813	1.24	279	0.44	19093	1.21	10248	1.21	34442	1.01	63782	1.09
Madhepura/ Singheshwara	24891	1.65	25	0.04	24918	1.58	12772	1.51	44243	1.29	81931	1.40
Saharsa	16098	1.06	23	0.04	16122	1.02	8705	1.03	29144	0.85	53970	0.92
Overall in non-Buddhist destinations (A)	1349970	89.22	18965	29.58	1369024	86.79	734603	87.01	3049368	89.09	5152906	88.17
Bodhgaya	63364	4.19	38771	60.47	102139	6.48	52727	6.24	181793	5.31	336655	5.76
Rajgir	89782	5.93	5418	8.45	95206	6.04	51255	6.07	171914	5.02	318369	5.45
Nalanda	8121	0.54	808	1.26	8930	0.57	4694	0.56	15994	0.47	29617	0.51
Areraj	667	0.04	0	0.00	667	0.04	323	0.04	1161	0.03	2151	0.04
Vaishali	692	0.05	152	0.24	844	0.05	439	0.05	1508	0.04	2790	0.05
Kesaria	518	0.03	0	0.00	518	0.03	272	0.03	930	0.03	1720	0.03
Overall in Buddhist destinations (B)	163144	10.78	45149	70.42	208304	13.21	109711	12.99	373299	10.91	691303	11.83
Overall in Bihar (A+B)	1513114	100.00	64114	100.00	1577328	100.00	844314	100.00	3422667	100.00	5844209	100.00

TOURISTS STAYING OVERNIGHT IN ACCOMMODATION UNITS Domestic vs. Foreign

Chart 1.4



- Almost, 15.79 lakh tourists stayed at places of accommodation in the 24 destinations in Bihar. Of this, only 4% were foreign tourists.
- This implies that 27% of the tourists visiting destinations in Bihar stayed for more than 1 night at a place of accommodation.
- The maximum number of tourists stayed in places of accommodation in the first quarter. Otherwise, this statistic was almost uniform across the rest of the year.
- There was a sharp upswing in the number of foreign tourists in both the first and fourth quarters, primarily December and January.

TOURIST BED NIGHTS

Month-wise Trend

Table 1.9

Months	Domestic Tourist Bed Nights	Foreign Tourist Bed Nights	Total Tourist Bed Nights
January	92237	11400	103637
February	165819	6909	172728
March	167713	7811	175524
April	159142	5901	165043
May	139106	2249	141355
June	139606	1442	141048
July	147699	2591	150290
August	151833	3423	155256
September	160534	3696	164230
October	144885	7987	152872
November	144113	18669	162782
December	170358	20100	190458
Total	1783045	92178	1875223

- A total of 15.77 lakh tourists accounted for almost 18.75 lakh bed nights in the 24 destinations in Bihar.
- 15.13 lakh domestic tourists accounted for 17.83 lakh bed nights while 64 thousand foreign tourists accounted for 92 thousand bed nights.
- In fact, there is a falling in the number of bed nights in the period April – June. Thereafter, it increased steadily to attain a peak in December.
- There was another minor peak in bed nights in September.

QUARTERLY BED NIGHTS: ACCOMMODATION UNITS

Non-Buddhist Destinations

Table 1.10

Cities	Q1	Q2	Q3	Q4	Total
Patna/Maner/Hajipur/Sasaram	202257	232381	233903	210101	878642
Muzaffarpur	52616	41033	43000	39268	175917
Gaya	33452	44633	53442	45630	177157
Bhagalpur/ Sultanganj	30411	20677	29529	34418	115035
Sitamarhi	16817	13424	13068	15848	59157
Darbhanga	16277	24011	20761	25386	86435
Pawapuri	6567	1161	8450	5265	21443
Raxaul	6832	9239	8468	7357	31896
Munger	7661	4421	4810	7836	24728
Madhubani	5690	5268	5001	5571	21530
Madhepura/ Singheshwara	5099	5988	4425	5079	20591
Saharsa	3658	4444	5215	4954	18271
Overall in non-Buddhist destinations	387955	406680	430072	406713	1631420

QUARTERLY BED NIGHTS: ACCOMMODATION UNITS

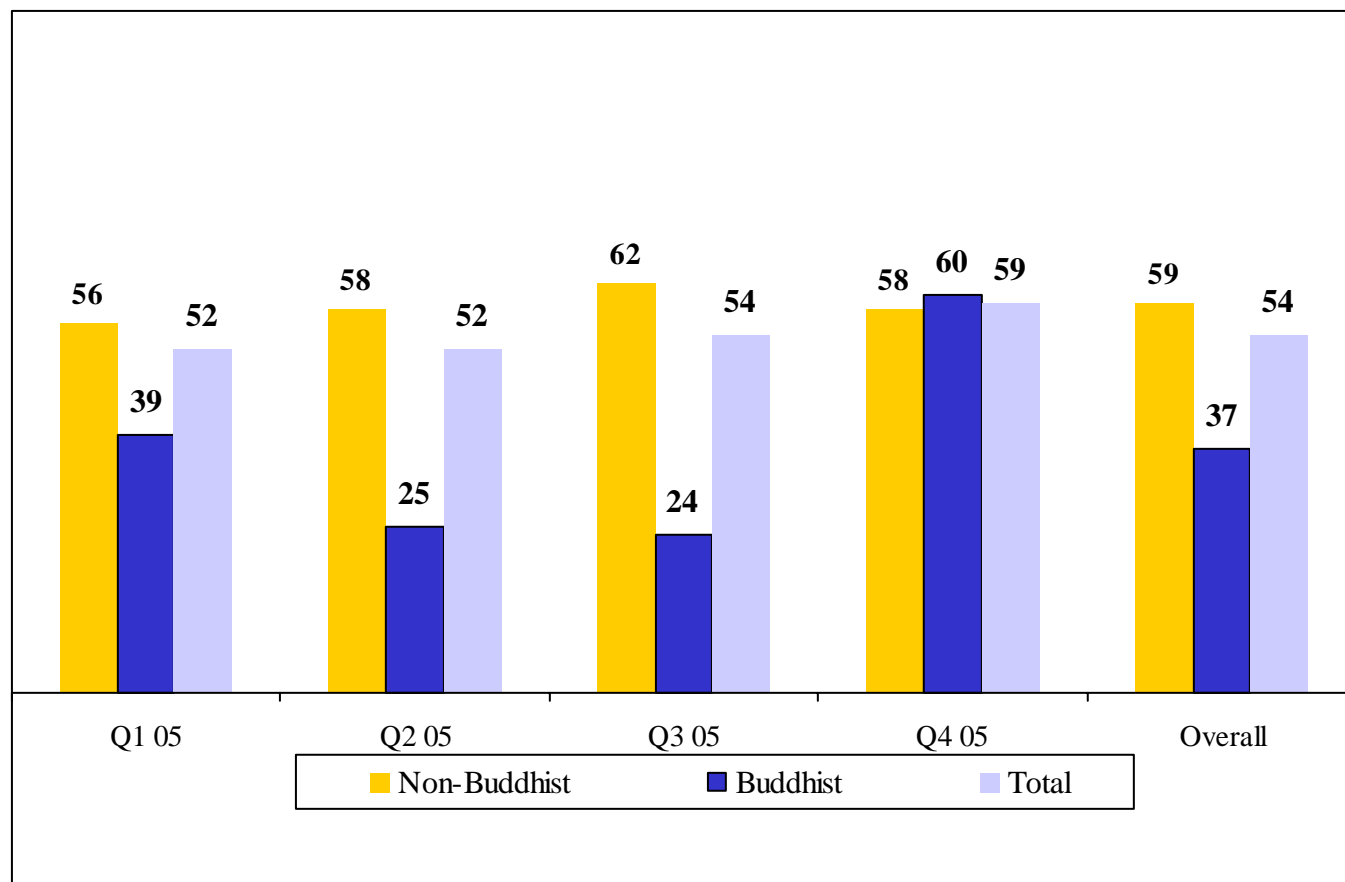
Buddhist Destinations

Table 1.11

Cities	Q1	Q2	Q3	Q4	Total
Bodhgaya	35571	16828	18476	56695	127570
Rajgir	27255	22703	18675	37891	106524
Nalanda	1215	811	2274	4293	8593
Areraj	375	42	20	175	612
Vaishali	320	368	42	62	792
Kesaria	168	14	217	283	682
Overall in Buddhist destinations	64391	40766	39704	99399	244260
Overall in Bihar	451889	447446	469776	506112	1875223

AVERAGE OCCUPANCY AT ACCOMMODATION UNITS Non-Buddhist vs. Buddhist Destinations

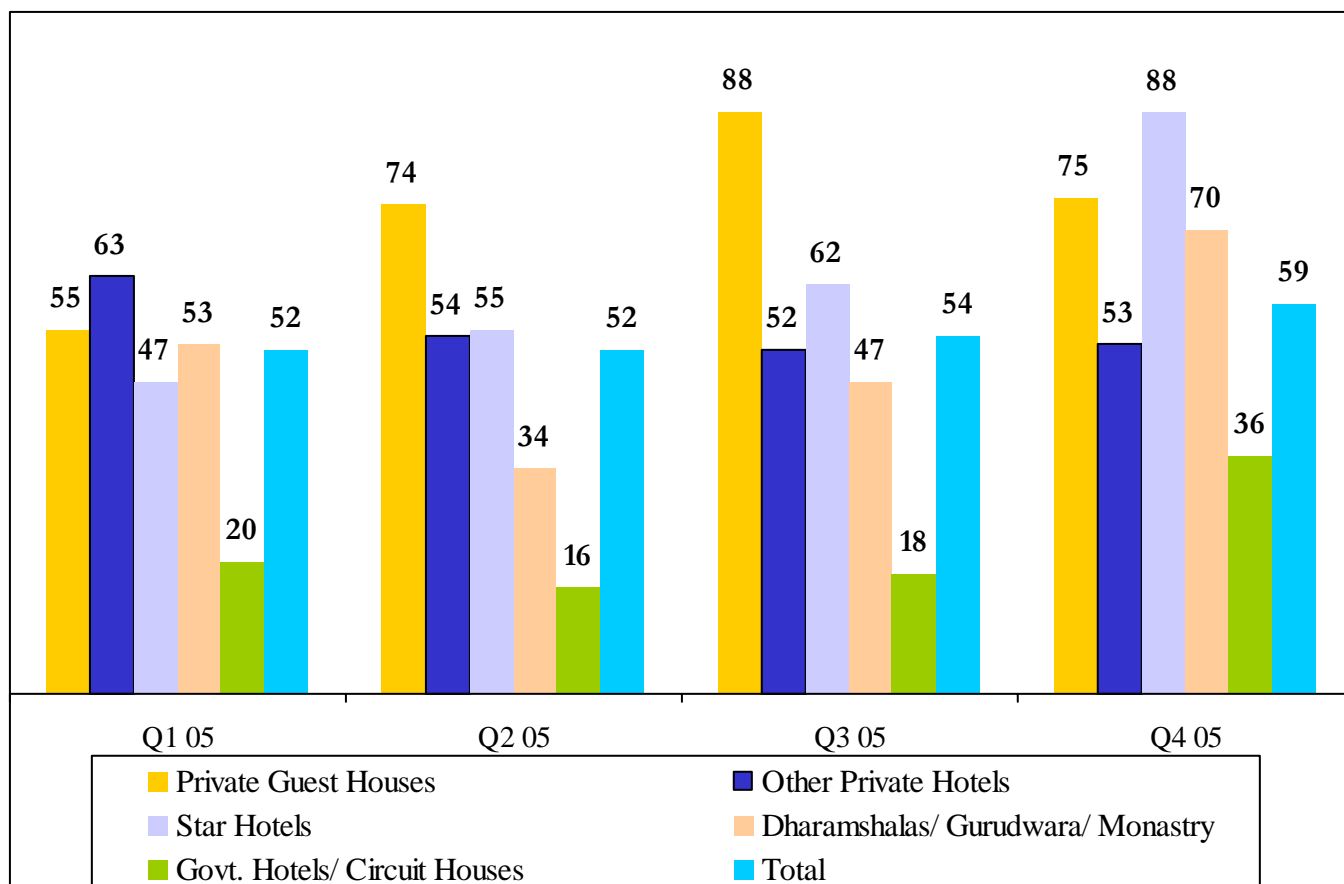
Chart 1.5



- Overall occupancy of accommodation units in Bihar was 54%; in non-Buddhist destinations, it was 59% while in Buddhist destinations, it stood at 37%.
- Occupancy in accommodation units in Buddhist destinations attained a peak of 60% in the fourth quarter; this was the quarter when foreign tourists also rose sharply.
- Highest occupancy at Non-Buddhist destinations was registered in the 3rd quarter, due to higher inflow of tourists in Gaya for *Vishnu Puja* and religious rites (*Pind-dan*). Otherwise, it was uniform.

AVERAGE OCCUPANCY AT ACCOMMODATION UNITS By Category of Accommodation Units

Chart 1.6



- Private guest houses had the highest occupancy (88%) in the third quarter.
- Other private hotel had higher occupancy (63%) in the quarter 1.
- The 4th witnessed the highest occupancy (88%) in star category hotels.
- Dharsmshala & Monasteries also had the highest occupancy in the fourth quarter on account of .
- Occupancy of Govt. Hotels/ Circuit Houses was on the lower side except in the 4th quarter when election were held.

PROFILE OF FOREIGN TOURISTS Country Of Origin

Table 1.12

Country	# Tourists	% Tourists
Japan	12902	20.1
Nepal	10087	15.7
South East Asian Countries	8819	13.8
Sri Lanka	8327	13.0
Europe	8136	12.7
Korea	5839	9.1
North America	2722	4.2
South America	493	0.8
Australia/New Zealand	1885	2.9
Africa	972	1.5
Other countries	531	6.1
Total Foreign Tourists	64114	100

- Countries with a sizeable Buddhist population accounted for almost 75% of the foreign tourists who visited Bihar last year.
- Almost 20% of them came from Japan last year.
- A significant number of tourists visited Bodhgaya from Nepal.
- European tourists outnumbered those from North and South America.

PROFILE OF DOMESTIC TOURISTS

State Of Origin

Table 1.13

State of Origin	Number of Tourists	% Tourists
Bihar	1275548	84.3
Jharkhand	60524	4.0
West Bengal	36315	2.4
Sikkim	6052	0.4
Uttar Pradesh	59011	3.9
Himachal pradesh	6052	0.4
Punjab	10592	0.7
Delhi	10592	0.7
Tamilnadu	3026	0.2
Gujarat	1513	0.1
Madhya Pradesh	6052	0.4
Rajasthan	3026	0.2
Chattisgarh	1513	0.1
Maharashtra	1513	0.1
Orissa	3026	0.2
Andhra Pradesh	1513	0.1
Others	28749	1.9
Total Domestic Tourists	1513114	100

- Among the domestic tourists, 84.3% tourists were from Bihar itself.
- Almost 8% were from the neighbouring states of Jharkhand and Uttar Pradesh.

2.0 TOURIST PROFILE

Chapter 2.0 Tourist Profile

This chapter presents the profile of domestic and foreign tourists who visited Bihar in the year 2005.

This chapter contains the following information:

- Marital status and age of tourists
- Gender of tourists
- Annual household income of tourists
- Country and state of origin of tourists
- Education background and occupation of tourists
- Travel habits and nights spent of tourists
- Destination-wise average bed night spent of tourists
- Main purpose of visit of tourists
- Size of groups of tourists
- Popular types of accommodation among tourists
- Popular eating outlets among tourists

MARITAL STATUS & AGE OF TOURISTS

% Tourists

Table 2.1

Marital Status	Domestic Tourists	Foreign Tourists	Overall
Single	33	35	33
Married	66	64	67
Age Groups (Years)	Domestic Tourists	Foreign Tourists	Overall
0 – 14	0.4	0.4	0.4
15 – 24	32.7	19.5	31.5
25 – 34	37.2	38.1	37.3
35 – 44	20.7	23.1	21.0
45 – 54	6.3	9.7	6.6
55 – 64	2.0	6.0	2.4
> 65	0.6	3.1	0.9

- Almost 67% of the tourists in Bihar were married.
- Majority of the tourists were less than 35 years of age.
- Foreign tourists were marginally older than domestic ones; 19% of them were more than 44 years of age.

AGE & GENDER OF TOURISTS

% Tourists

Table 2.2a

Age

Age Groups (Years)	Domestic Tourists		Foreign Tourists		Overall	
	Male	Female	Male	Female	Male	Female
0 – 14	-	1	1	-	-	1
15 – 24	32	35	20	20	31	32
25 – 34	37	36	39	35	38	36
35 – 44	22	15	25	16	22	15
45 – 54	6	7	10	11	7	8
55 – 64	2	5	4	13	2	6
> 65	1	1	2	6	1	2

Table 2.2b

Gender

Age Groups (Years)	Domestic Tourists		Foreign Tourists		Overall	
	Male	Female	Male	Female	Male	Female
0 – 14	64	36	100	-	68	32
15 – 24	87	13	80	20	87	13
25 – 34	89	11	82	18	88	12
35 – 44	91	9	87	13	91	9
45 – 54	86	14	79	21	85	15
55 – 64	73	27	58	42	70	30
> 65	77	23	61	39	72	28
Overall	88	12	80	20	87	13

- There is no significant difference in the age profile of male and female tourists.

ANNUAL HOUSEHOLD INCOME OF TOURISTS (% Tourists having an income of...)

Table 2.3

Annual Household Income (Rs.)	Domestic Tourists	Foreign Tourists	Overall
Less than 60,000	51	34	49
60,001 – 1,00,000	33	31	33
1,00,001 – 2,00,000	8	11	8
2,00,001 – 5,00,000	4	10	5
Above 5,00,001	4	14	5

- Almost 82% of the tourist had an annual household income of less than Rs. 1,00,000.
- Foreign tourists from Sri Lanka and Nepal declared lower incomes.
- About 18% of the tourist had an income of more than 1,00,000.
- A higher proportion of foreign tourists (24%), especially those who visited Buddhist destinations, declared an income of more than Rs. 2,00,000.
- Tourists from USA, Britain, Germany, Switzerland, Holland, France, Australia, Canada, Japan, Sri Lanka and Thailand declared annual household income more than Rs. 5,00,000.

The above annual household income of tourists does not include the household income of day tourists.

COUNTRY/ STATE OF ORIGIN

% Foreign/ Domestic Tourists from....

Table 2.4

Country of Origin	% Tourists	State of Origin	% Tourists
Asia (Most of the tourists came from Japan, Nepal, Sri Lanka, Korea and from South East Asian countries)	79.0	Bihar	84.3
Europe (Most of the tourist came from Britain, Russia, Germany, France, Holland and Spain)	12.7	Jharkhand	4.0
North America (Most of the tourist came from USA and Canada)	4.2	West Bengal	2.4
Australia/New Zealand	2.9	Sikkim	0.4
Africa	1.5	Uttar Pradesh	3.9
South America	0.8	Himachal pradesh	0.4
Total Foreign Tourists	64114	Punjab	0.7
		Delhi	0.7
		Tamilnadu	0.2
		Gujarat	0.1
		Madhya Pradesh	0.4
		Rajasthan	0.2
		Chattisgarh	0.1
		Maharashtra	0.1
		Orissa	0.2
		Andhra Pradesh	0.1
		Others	1.9
		Total Domestic Tourists	1513114

- Countries with a sizeable Buddhist population accounted for almost 77% of the foreign tourists who visited Bihar last year.
- Almost 20% of them came from Japan last year.
- A significant number of tourists visited Bodhgaya from Nepal.
- European tourists outnumbered those from North and South America.
- Among the domestic tourists, 84.3% tourists were from Bihar itself.
- Almost 8% were from the neighbouring states of Jharkhand and Uttar Pradesh.

**EDUCATIONAL BACKGROUND & OCCUPATION
(HEAD OF THE GROUP)
% Tourists**

Table 2.5

Education	Domestic Tourists	Foreign Tourists	Overall
Illiterate	1	-	1
Secondary / Higher Secondary	41	40	41
Graduate/ Post Graduate	52	52	52
Technical Education	5	6	5
Others	1	2	1
Occupation	Domestic Tourists	Foreign Tourists	Overall
Business	15	21	16
Student	27	20	27
Service	35	36	35
Agriculturist	8	2	8
Self Employed	2	7	3
House Wife	9	4	8
Politician	1	-	1
Monk / Priest	-	1	-
Social Worker	1	1	1
Retired	2	5	2
Other	-	2	--

- About 41% of the tourists had secondary / higher Secondary education while 52% had graduate / post graduate education. About 5% of the tourists were technically qualified. Only 1% of the domestic tourists had no formal education. There was no significant difference between the educational backgrounds of domestic and foreign tourists.
- About 35% of the tourists were in service, i.e. they were salaried employees.
- A substantially higher proportion of the domestic tourists were students.

TRAVEL HABITS OF TOURISTS

% Tourists Traveling ... & Staying for ...

Table 2.6

Frequency	Domestic Tourists	Foreign Tourists	Overall
Once a week or more often	2	1	2
Once a fortnight	2	-	1
Once a month	5	2	5
Once in 3 months	7	4	7
Once in 6 months	37	25	36
Once in a year	19	22	19
Less often	30	46	31
Night Stay	Domestic Tourists	Foreign Tourists	Overall
Single	67	33	64
2 – 3	24	35	25
4 - 5	5	9	6
6 - 7	2	3	2
8 - 9	1	1	1
> 10	1	18	2
Tourist who have traveled to Bihar before	68	62	66

- 50% of the tourists travel once a year or less often.
- Domestic tourists were more frequent travellers. About 16% of them travelled atleast once in a quarter.
- A majority of the domestic tourists (67%) stayed for one day only.
- A substantial proportion of the foreign tourists stayed for more than 10 days. A majority of the tourists (66%) had travelled to Bihar before while 34% of the tourists had not.

AVERAGE BED NIGHTS SPENT BY TOURISTS

Table 2.7

Destinations	Average Bed Nights		
	Domestic	Foreign	Total
Patna/Maner/Hajipur/Sasaram	1.23	1.25	1.23
Muzaffarpur	1.37	1.00	1.37
Gaya	1.20	1.57	1.21
Bhagalpur/ Sultanganj	1.17	0.00	1.17
Sitamarhi	1.36	1.06	1.35
Darbhanga	1.14	1.23	1.15
Pawapuri	1.22	0.00	1.22
Raxaul	1.10	1.17	1.11
Munger	1.24	1.00	1.24
Madhubani	1.14	1.00	1.14
Madhepura/ Singheshwara	1.20	0.00	1.20
Saharsa	1.18	0.00	1.18
Overall in non-Buddhist destinations	1.23	1.25	1.23
Bodhgaya	1.35	2.03	1.68
Rajgir	1.21	1.22	1.21
Nalanda	1.11	1.63	1.17
Areraj	1.09	0.00	1.09
Vaishali	1.14	1.00	1.11
Kesaria	1.10	0.00	1.10
Overall in Buddhist destinations	1.24	1.92	1.43
Overall in Bihar	1.23	1.75	1.26

- The average bed nights spent at each destination by domestic tourist is 1.23 while that of foreign tourists, it is 1.75.

MAIN PURPOSE OF VISIT
% Tourists Visiting for ...
(Multiple Response)

Table 2.8

Purpose of Visit	Domestic Tourists	Foreign Tourists	Overall
Friends / Relative Visit	47	19	44
Leisure/ Recreation	48	60	49
Religion	10	37	13
Business	9	4	8
Health	1	1	1
Education	6	3	6
Others	2	4	2

- Social visits to friends & relatives as well as leisure & recreation were the primary drivers of tourism through the year.
- However, for foreign tourists, religion was a significant motivator of tourism in Bihar.

SIZE OF GROUP OF TOURISTS

% Tourists

Table 2.9

Night Stay	Domestic Tourists	Foreign Tourists	Overall
Alone	49	44	49
With Family	32	30	32
With Friends	17	22	17
With Family & Friends	2	5	3
Group Size	Domestic Tourists	Foreign Tourists	Overall
Single	49	44	49
Two's	10	13	11
3-4	34	31	33
5-6	4	7	5
7-8	1	2	1
9-10	-	-	-
More than 10	2	3	2
Package Tour to Bihar	Domestic Tourists	Foreign Tourists	Overall
Tourist travelling as part of package tour	5	8	5
Tourist not travelling as part of package tour	95	92	95

- Approximately 51% of the tourists travelled alone.
- 31% travelled with their families while 16% of the tourist travelled with their friends.
- Almost 35% of the tourists travelled in groups of 3 – 4 people.
- 95% of the tourists were not part of any package tour.

POPULAR ACCOMMODATIONS OF DOMESTIC TOURISTS

% Tourists Staying in...
(Multiple Responses)

Table 2.10

Categories	1 st Quarter	2 nd Quarter	3 rd Quarter	4 th Quarter	Overall
5 Star Hotel	0	0	0	0	0
4 Star Hotels	0	0	0	0	0
3 Star Hotels	0	1	0	0	0
2 Star Hotels	0	0	0	0	0
1 Star Hotels	0	0	0	0	0
Non-star Hotels	30	28	30	32	30
Private guest houses	25	23	20	18	21
Govt. hotels/ circuit houses	0	0	1	0	0
<i>Dharamshalas/ Gurudwara / Monastery</i>	10	5	9	11	9
Other accommodation units such as friends/ relatives homes	35	41	39	37	39
<i>Others</i>	0	1	0	1	1

- Approximately 30% of the domestic tourists stayed at non-star hotels and 21% of these tourists stayed at private guest houses. This trend was uniform through the year.
- Very few domestic tourists stayed at star hotels.
- Almost 39% of the domestic tourists stayed with friends and relative.

POPULAR ACCOMMODATIONS OF FOREIGN TOURISTS

% Tourists Staying in... (Multiple Responses)

Table 2.11

Categories	1 st Quarter	2 nd Quarter	3 rd Quarter	4 th Quarter	Overall
5 Star Hotel	0	0	1	0	1
4 Star Hotels	1	0	1	1	1
3 Star Hotels	9	2	5	1	3
2 Star Hotels	4	1	1	7	1
1 Star Hotels	0	1	2	1	1
Non-star Hotels	26	33	34	34	33
Private guest houses	34	21	33	34	31
Govt. hotels/ circuit houses	1	1	0	1	1
<i>Dharamshalas/ Gurudwara / Monastery</i>	23	19	25	29	25
Other accommodation units such as friends/ relatives homes	5	24	11	11	14
<i>Others</i>	0	2	0	1	1

- Almost 7% of the foreign tourists stayed in star hotels; this was higher in the first quarter.
- 33% of the foreign tourists stayed at non-star hotels.
- Almost 25% of the foreign tourists at *Dharamshalas/ Gurudwaras / Monasteries*; this was higher in the fourth quarter.
- Only 14% of them stayed with friends and relatives.

Note: The above statistics do not add to 100% because the tourists have stayed at multiple accommodation units.

POPULAR ACCOMMODATIONS

% Tourists Staying in...
(Multiple Responses)

Table 2.12

Categories	1 st Quarter	2 nd Quarter	3 rd Quarter	4 th Quarter	Overall
5 Star Hotel	0	0	0	0	0
4 Star Hotels	0	0	0	0	0
3 Star Hotels	0	1	0	0	0
2 Star Hotels	0	0	0	0	0
1 Star Hotels	0	0	0	0	0
Non-star Hotels	30	28	31	32	31
Private guest houses	26	23	21	20	22
Govt. hotels/ circuit houses	0	0	1	0	0
<i>Dharamshalas/ Gurudwara / Monastery</i>	11	6	11	13	10
Other accommodation units such as friends/ relatives homes	32	40	36	34	36
<i>Others</i>	0	1	0	1	1

- Almost 31% of the tourists stayed at non-star hotels.
- 22% of the tourists stayed at private guest houses.
- A significant proportion of the tourists stayed at dharamshalas/ monasteries/ gurudwara.
- 36% of the domestic tourists stayed with friends and relatives.
- Very few people stayed at star hotels.

POPULAR EATING OUTLETS
% Tourist Eating at Different Places
(Multiple Responses)

Table 2.13

Popular Eating Outlets	Domestic Tourists	Foreign Tourists	Overall
Conventional Restaurants	64	79	65
Fast Food	21	24	21
Cafeteria	4	6	4
<i>Dhaba</i>	38	28	37
Bars	8	2	8
Mobile Van	1	1	1
Food Kiosk	10	13	11
Refreshment Stand	21	32	22
Place of Lodging	2	3	2
Friends & Relatives	2	2	2
<i>Dharamshalas/ Gurudwara / Monastery</i>	35	28	34

- 65% of the tourists ate at conventional restaurants while 37% of them also ate at *Dhaba*.
- About 28% of the foreign tourists ate at *Dharamshalas/ Gurudwara / Monastery*.
- A higher proportion of foreign tourists ate at refreshment stands

3.0 TOURIST SATISFACTION

Chapter 3.0 Tourist Satisfaction

This chapter presents the satisfaction of domestic and foreign tourists with their visit to Bihar.

The following information is included in this chapter:

- Overall satisfaction of domestic and foreign tourists on account of their visit to Bihar
- Satisfaction of domestic and foreign tourist on account of different tourism-related service elements
- Experience & expectation of domestic and foreign tourists
- Comparison of Bihar with other places

OVERALL SATISFACTION OF TOURISTS

% Tourists...

Table 3.1

Overall Satisfaction Of Tourists	Domestic Tourists	Foreign Tourists	Overall
Very Satisfied	2	8	2
Quite Satisfied	28	32	28
Not Sure	29	32	29
Somewhat Dissatisfied	40	27	39
Very Dissatisfied	2	1	2

- Only 30% of the tourists were satisfied with their visit to Bihar.
- Almost 42% of the domestic tourists were dissatisfied with their visit.
- A higher proportion of foreign tourists were satisfied with their visit to Bihar.

TOURIST SATISFACTION ON SERVICE ELEMENTS

% Tourists satisfied with...

Table 3.2

Service Elements	Domestic Tourists	Foreign Tourists	Overall
Availability of Transportation	50	69	52
Quality of Transportation	75	76	75
Availability of Tourist Guide	44	55	45
Tourist Information Centre	64	66	65
Availability of Good Quality Accommodation	35	50	36
Accommodation Tariff	61	67	62
Public Convenience	39	50	40
Availability of Eating Places	68	66	68
Quality of Food Served in Restaurants	71	76	72
Souvenir Shops	41	51	42
Shops other than souvenir	63	64	63
Places of Entertainment	48	60	49
Outdoors Sports	64	68	64
Interaction with local people	47	54	47
Upkeep of Tourist sites	74	79	75
Security	29	39	30

- A substantial proportion of tourists were satisfied with quality of transportation, upkeep of tourist sites, quality of food served in restaurants and availability of eating places.
- A significant proportion of tourists were not satisfied on account of availability of tourist guides, good quality accommodation, public convenience, souvenir shops, places of entertainment, security and even interaction with local people.

TOURIST EXPERIENCE VS. EXPECTATION

% Tourists

Table 3.3

Tourist Experience Vs. Expectation	Domestic	Foreign	Overall
Much Better than Expectation	2	6	3
Somewhat Better than Expectation	7	12	8
As per Expectation	86	77	85
Worse than Expectation	5	5	5

COMPARISON OF BIHAR WITH OTHER PLACES

% Tourists finding Bihar...

Table 3.4

Comparison Of Bihar With Other Places	Domestic	Foreign	Overall
Much Better	2	2	2
Somewhat Better	7	10	7
Same	31	44	32
Worse	61	44	59

- Almost 95% of the tourists found their experience on par with expectation or better.
- Almost 59% of the tourists found Bihar worse than other states while 32% stated that Bihar is the same as other states.
- Almost 44% of the foreign tourists found Bihar same as the other states.

4.0 TOURIST EXPENDITURE

Chapter 4.0 Tourist Expenditure

This chapter presents the expenditure of tourists who stayed at accommodation units as well as those who stayed with friend and relatives. Information about day tourist expenditure is also included.

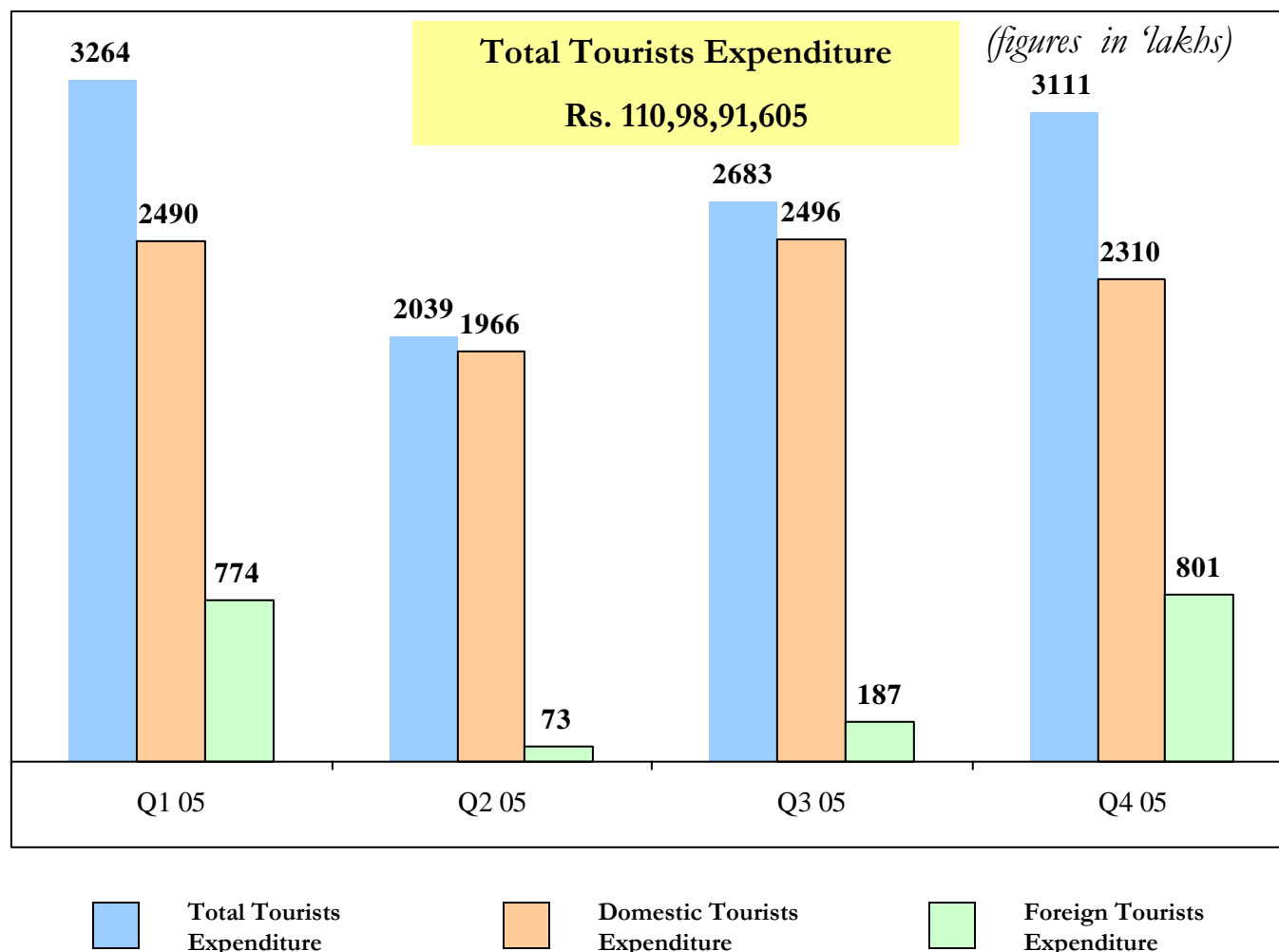
The following information is presented in this chapter:

- Quarterly trend of expenditure of tourists who have stayed overnight
- Summary of total expenditure in different categories
- Summary of expenditure per day in different categories
- Quarterly trend of expenditure prior to their visit to Bihar
- Quarterly trend of day tourists' expenditure

TOTAL TOURIST EXPENDITURE IN BIHAR

Quarterly Trend of those who have stayed overnight

Chart 4.1



- Tourists who stayed at least one night in Bihar spent a total of Rs. 110 crores in 2005, while domestic tourists spent 92 crores and foreign tourists spent 18 crores.
- The first and fourth quarters accounted for 58% of the tourist expenditure.
- The tourist expenditure fell sharply in the 2nd quarter.
- Foreign tourist expenditure is less in the 2nd and the 3rd quarter as less foreign tourist visited during these quarters.

SUMMARY OF TOURIST EXPENDITURE IN BIHAR

Tourists who have stayed overnight

Table 4.1

Expenditure on...	Domestic (Rs.)	% Contribution	Foreign Rs.)	% Contribution	Overall	% Contribution
Accommodation	171624108	18.5	59753708	32.5	231377816	20.8
Food and beverages	306318260	33.1	37450158	20.4	343768418	31.0
Food products	92550950	10.0	10967892	6.0	103518842	9.3
Alcohol products	19498375	2.1	2088040	1.1	21586415	1.9
Tobacco products	24352117	2.6	2446186	1.3	26798303	2.4
Medicinal products	16563380	1.8	1117184	0.6	17680564	1.6
Study material	37272990	4.0	11792108	6.4	49065098	4.4
Entertainment	30570249	3.3	777749	0.4	31347998	2.8
Textile products	116833747	12.6	11570821	6.3	128404568	11.6
Durable goods	43529523	4.7	9579784	5.2	53109307	4.8
Footwear	9296186	1.0	751396	0.4	10047582	0.9
Toiletries	20620102	2.2	2970812	1.6	23590914	2.1
Ornaments	20562328	2.2	10568212	5.8	31130540	2.8
Travel services	728570	0.1	6229022	3.4	6957592	0.6
Hiring	15988798	1.7	15518855	8.5	31507653	2.8
<i>Total</i>	<i>926309682</i>	<i>100</i>	<i>183581923</i>	<i>100</i>	<i>1109891605</i>	<i>100</i>

- Domestic tourists accounted for 83% of the tourist expenditure vs. 17% by the foreign tourists.
- Domestic tourists spent the most on food & beverages (33.1%) while the foreign tourists spent 32.5% of their money on accommodation.
- A substantial proportion of tourist expenditure was on textile and food products.

SUMMARY OF TOURIST EXPENDITURE IN BIHAR

Per Day Expenditure

Table 4.2

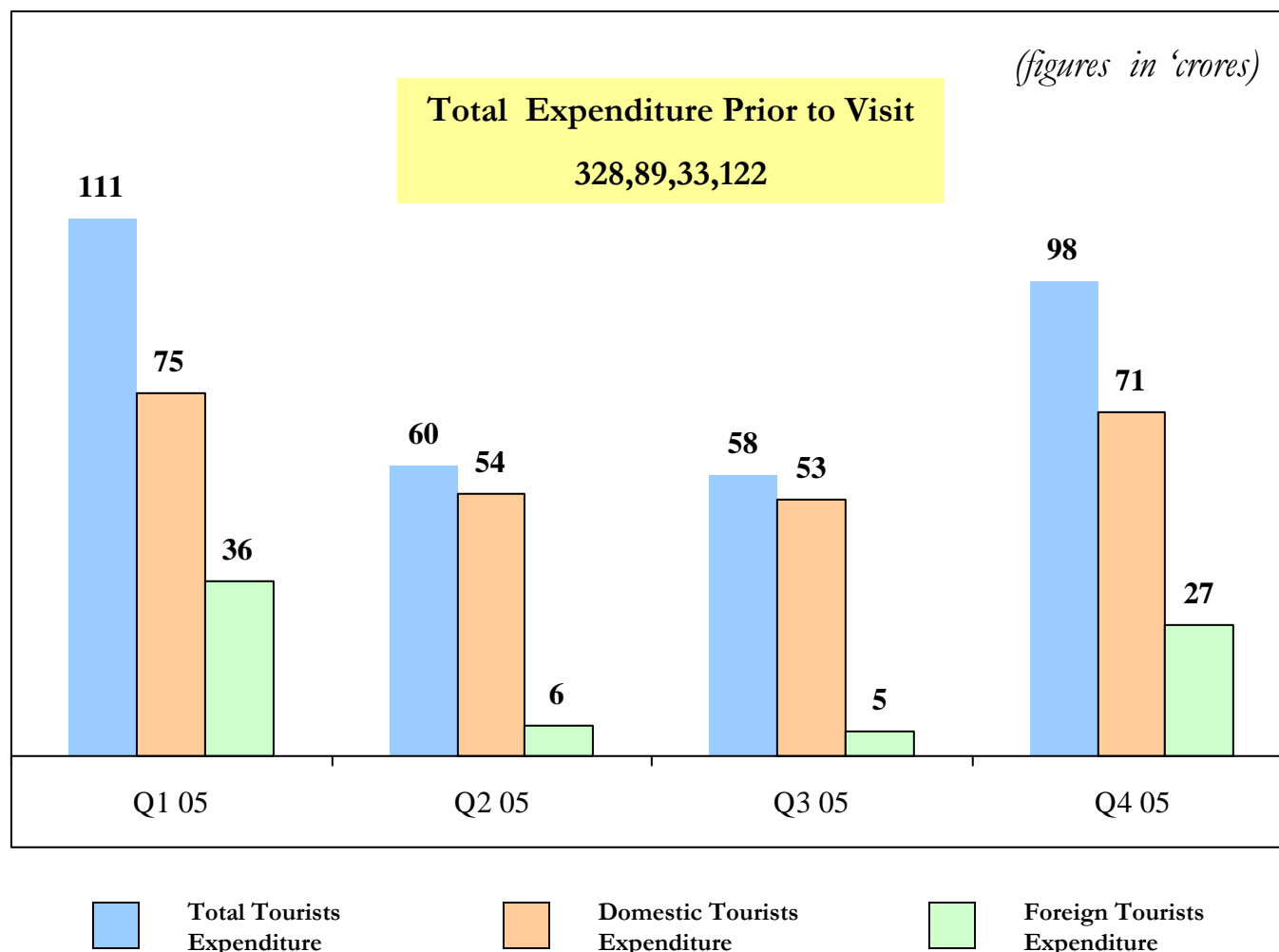
Expenditure on...	Domestic (Rs.)	Foreign (Rs.)	Overall (Rs.)
Accommodation	53.17	275.70	73.49
Food and beverages	103.17	167.53	109.05
Food products	26.05	48.20	28.07
Alcohol products	3.64	12.40	4.44
Tobacco products	6.39	10.74	6.78
Medicinal products	4.63	9.92	5.11
Study material	10.41	37.43	12.87
Entertainment	7.02	3.52	6.70
Textile products	33.36	68.18	36.54
Durable goods	14.07	44.52	16.85
Footwear	2.80	10.78	3.53
Toiletries	7.19	17.10	8.09
Ornaments	6.90	74.36	13.06
Travel services	.28	92.60	8.70
Hiring	6.96	66.40	12.39
<i>Total</i>	<i>286.04</i>	<i>939.38</i>	<i>345.67</i>

- Average per day expenditure of the domestic tourists was Rs. 286 while average per day expenditure of foreign tourists was Rs. 939.
- Domestic tourists spent the most on food & beverages while the foreign tourists spent of their money on accommodation, food and beverages, travel services, ornaments, textile products and on hiring.

EXPENDITURE PRIOR TO VISIT

Quarterly Trend

Chart 4.2

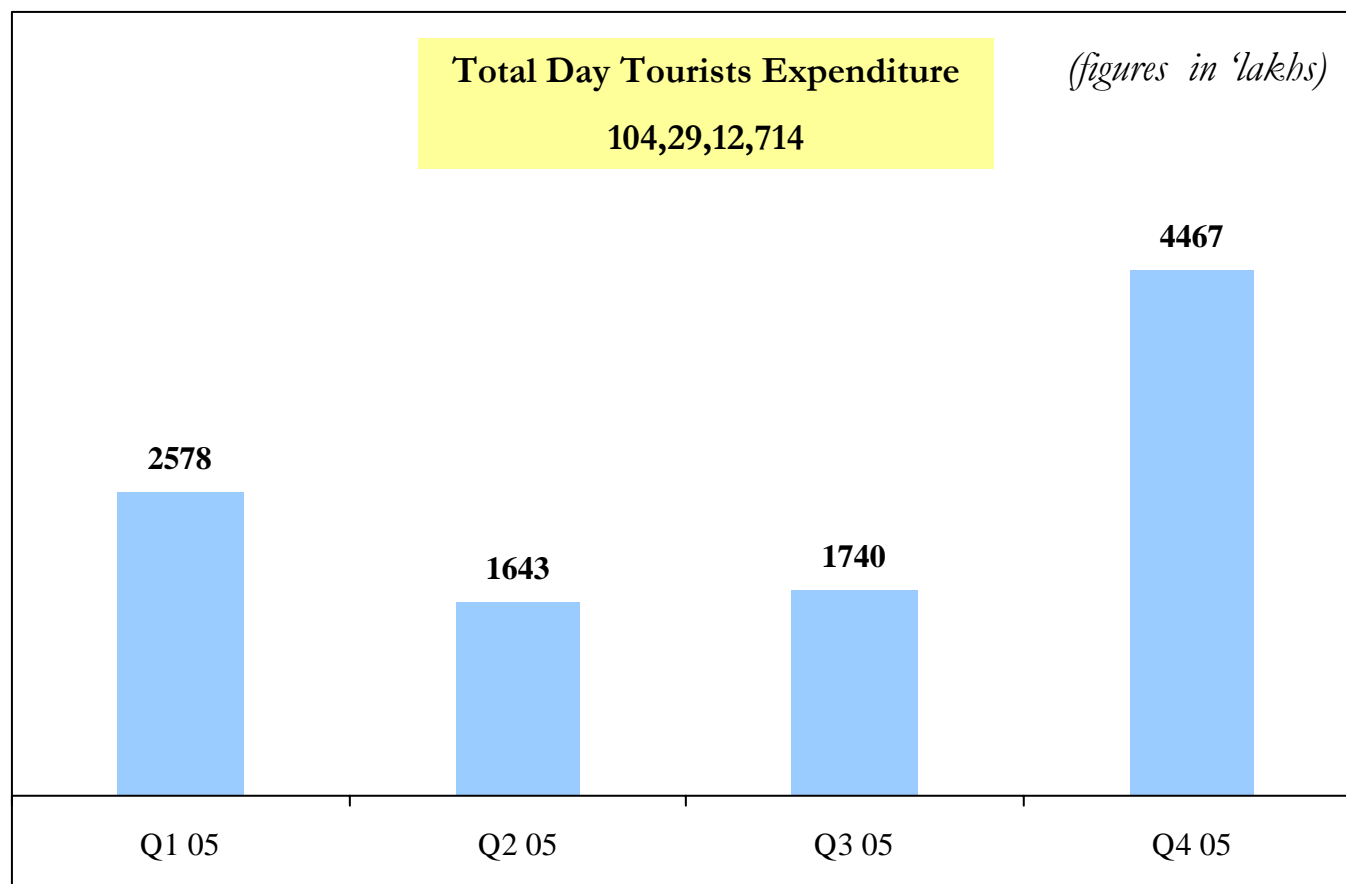


- Tourists spent a total of Rs. 328 crores in 2005 prior to their travel in Bihar.
- The first and fourth quarters accounted for almost 60% of this tourist expenditure.
- The tourist expenditure fell sharply in the 2nd and 3rd quarters.
- Tourist expenditure is less in the 2nd and 3rd quarters as less tourist visited Bihar during summer months.

DAY TOURISTS' EXPENDITURE

Quarterly Trend

Chart 4.3



- Day tourists spent a total of Rs. 104 crores in 2005 in Bihar.
- The fourth quarter accounted for almost 43% of this tourist expenditure.
- The tourist expenditure rose sharply in the 4th quarter on account of the Sonepur Mela.

5.0 TOURISTS' AWARENESS & PERCEPTION OF BUDDHIST DESTINATIONS

Chapter 5.0 Tourists' Awareness & Perception of Buddhist Destinations

This chapter presents tourists' awareness and perception of Buddhist Destinations.

The following information is included in this chapter:

- Tourists' awareness about Buddhist destinations in Bihar
- Buddhist destinations visited in Bihar
- Tourists' awareness about Buddhist destinations outside Bihar
- Buddhist destinations visited outside Bihar
- Source of information about Buddhist destinations
- Opinion about Buddhist destinations
- Tourists' satisfaction with Buddhist destinations
- Reasons for dissatisfaction with Buddhist destinations
- Reasons for not visiting Buddhist destinations

AWARENESS ABOUT BUDDHIST DESTINATIONS IN BIHAR

% Tourists aware

Table 5.1

Destinations	Domestic	Foreign	Overall
Areraaj	11	17	12
Aurangabad	50	27	43
Bodhgaya	96	94	94
Guneri	3	2	3
Kesaria	13	15	13
Lauria Nandangarh	11	15	11
Nalanda	91	67	81
Rajgir	95	76	88
Vaishali	66	47	59
Vikramshilla	35	25	32
Not Aware	1	2	1

- Most tourists were aware of Bodhgaya, Rajgir and Nalanda as Buddhist destinations.
- A large proportion of them were even aware of Vaishali, Vikramshilla and Aurangabad.
- Awareness of Guneri is low.

BUDDHIST DESTINATIONS VISITED IN BIHAR

% Tourists

Table 5.2

Destinations	Domestic	Foreign	Overall
Areraj	1	4	2
Aurangabad	5	4	5
Bodhgaya	64	85	66
Gunerī	-	-	-
Kesaria	2	5	2
Lauria Nandangarh	1	2	1
Nalanda	35	26	34
Rajgir	58	49	57
Vaishali	12	9	12
Vikaramshila	4	1	4
Not Visited	6	6	6

- The popular Buddhist destinations visited included Bodhgaya, Rajgir and Nalanda.
- Bodhgaya is most popular Buddhist destination among foreign tourist.
- The least popular Buddhist destination among the tourists were Gunerī, Areraj, Lauria Nandangarh, Kesaria, Aurangabad and Vikramshila.

AWARENESS ABOUT BUDDHIST DESTINATIONS OUTSIDE BIHAR

% Tourists aware about.....

Table 5.3

Destinations	Domestic	Foreign	Overall
Ajanta & Ellora	33	36	34
Kalgaon	6	6	6
Kandari	2	1	2
Kaushambi	1	1	1
Nagarjunakonda	2	3	2
Ratnagiri	6	7	6
Sarnath	40	59	40
Kushinagar	21	36	22
Udaygiri	7	9	7
Sanchi	5	8	6
Saravasti	11	16	12
Vidhisha	2	2	2
Not Aware	1	2	1

- Sarnath and Ajanta & Ellora were the only Buddhist destinations to emerge as significant ones outside Bihar.
- Awareness about Buddhist destination outside Bihar was higher among foreign tourists.
- Kushinagar and Saravasti also have high awareness among tourists as Buddhist destination outside Bihar.
- Tourists were least aware about Kandari, Kaushambi, Nagarjunakonda, and Vidhisha as Buddhist destinations outside Bihar.

**BUDDHIST DESTINATIONS VISITED
OUTSIDE BIHAR
% Tourists**

Table 5.4

Destinations	Domestic	Foreign	Overall
Ajanta & Ellora	2	4	2
Kalgaon	1	-	1
Kandari	-	-	-
Kaushambi	-	-	-
Nagarjunakonda	-	-	-
Ratnagiri	-	-	-
Sarnath	7	23	8
Kushinagar	1	4	2
Udaygiri	-	1	-
Sanchi	-	2	1
Saravasti	-	2	-
Vidhisha	-	-	-

- Only 8% of the tourists visiting Bihar had also visited Sarnath.
- Domestic tourists visiting Buddhist destinations outside Bihar was significantly low.
- Majority of the tourists have not visited Buddhist destinations outside Bihar.

SOURCE OF INFORMATION ABOUT BUDDHIST DESTINATIONS

% Tourists becoming aware from...

Table 5.5

Source of Awareness	Domestic	Foreign	Overall
Indian Embassy in your country	X	3	1
Indian tourism bureau in your country	X	5	1
Indian tourism department in New Delhi	-	5	1
Bihar tourism department	1	1	1
Travel agent	1	2	1
Internet	3	13	4
Travel Books / Guides / Magazines / Newspaper	35	54	37
Relatives / Friends	90	82	90
Others	-	1	--

- While word-of-mouth emerged as the main awareness source, travel information sources such as books and guides were also mentioned as awareness sources by 37% of the tourists.
- Foreign tourists are more informed about the Buddhist destinations in India from the afore-mentioned sources.

OPINION ON BUDDHIST DESTINATIONS

% Tourists agreeing that Buddhist Destinations...

Table 5.6

Opinion On Buddhist Sites	Domestic	Foreign	Overall
Have great historical significance	33	46	34
Have rich cultural heritage	30	47	32
Have scenic beauty	23	31	24
Are well maintained	25	29	25
Are major tourist attractions	30	42	31
Are famous in India	81	73	80
Are famous in the world	23	39	25
Are easily accessible	7	13	7

- Almost 80% of the tourists are of the opinion that Buddhist destinations are famous in India.
- A significant proportion also agreed that they have great historical significance, rich cultural heritage and are major tourist attractions.
- Very few tourists stated that the Buddhist destinations are easily accessible.

SATISFACTION WITH BUDDHIST DESTINATIONS

% Tourists satisfied

Table 5.7

Satisfaction With Buddhist Destinations	Domestic	Foreign	Overall
Very Satisfied	16	27	17
Quite Satisfied	72	64	71
Not Sure	2	3	2
Somewhat Dissatisfied	7	6	7
Very Dissatisfied	3	1	3

- 88% of the tourists were satisfied with their visit to Buddhist destinations.
- This satisfaction is substantially higher than the satisfaction with the visits to other destinations in Bihar.
- Only 10% of them were dissatisfied with Buddhist destination.

REASONS FOR DISSATISFACTION

With Buddhist Destinations

Table 5.8

Reasons For Dissatisfaction	Domestic	Foreign	Overall
Security concern	32	22	31
Restricted movement	34	26	34
Accessibility	14	16	14
Non-availability of guide at reasonable price	18	9	18
Swindlers	10	7	10
Local transport problem	39	35	39
Accommodation problem	13	3	13
Food problem	23	20	23
Congestion/ crowded	1	6	2
Environment	6	4	6
Lack of toilet facilities	17	11	17
Discourteous behavior	1	-	1
Communication problem	23	16	23
Lack of ATM & Credit card facilities	18	6	17

- Problem of local transportation, security and restricted movement are the major reasons for dissatisfaction among tourists.
- Problems related to communication, food, availability of guides at reasonable price and toilet facilities were also cited as reasons of dissatisfaction.

REASONS FOR NOT VISITING Buddhist Destinations

Table 5.9

Reasons For Not Visiting	Domestic	Foreign	Overall
Not aware about them	11	12	11
Budgetary constraints	5	7	5
Time constraints	22	16	21
Not interested	36	50	37
Transport bottleneck	16	22	16
Connectivity	14	4	13
Security concern	21	21	21
Non-availability of package tours	7	10	7

- Lack of interest, time constraints and security concern are the major reasons for not visiting Buddhist destinations.

6.0 TOURISTS' AWARENESS & PERCEPTION OF NORTH EASTERN STATES

Chapter 6.0 Tourists' Awareness & Perception of North Eastern States

This chapter contains awareness and perception of north eastern states among tourists who visited Bihar in the year 2005.

The following information is included in this chapter:

- Tourists' awareness about north eastern states
- North eastern states visited by tourists in Bihar
- Reasons for not visiting north eastern states
- Opinion about north eastern states
- Tourists' satisfaction with north eastern states
- Reasons for dissatisfaction with Buddhist destinations

AWARENESS OF NORTH-EASTERN STATES

% Tourists Aware....

Table 6.1

Awareness Of North-eastern States	Domestic	Foreign	Overall
Arunachal Pradesh	64	53	57
Assam	94	75	85
Manipur	73	49	65
Meghalaya	50	44	46
Mizoram	51	44	46
Nagaland	73	53	61
Tripura	56	46	51
Sikkim	56	58	56
Not Aware	3	18	4

- Awareness of Assam, Manipur and Nagaland was significantly higher than of other states.

NORTH-EASTERN STATES VISITED

% Tourists Who Have Visited....

Table 6.2

North-eastern States Visited	Domestic	Foreign	Overall
Arunachal Pradesh	2	3	3
Assam	9	8	9
Manipur	2	2	2
Meghalaya	1	1	1
Mizoram	1	1	1
Nagaland	1	1	1
Tripura	2	2	2
Sikkim	5	6	5
Not visited	86	85	85

Reasons For Not Visiting North-eastern States	Domestic	Foreign	Overall
Not aware about them	9	27	11
Budgetary constraints	23	21	23
Time constraints	28	27	28
Not interested	23	21	23
Transport bottleneck	2	6	3
Connectivity	12	8	12
Security concern	12	8	11
Non-availability of package tours	4	2	4

- Only 15% of the tourists claimed to have visited North-eastern states.
- 9% of tourists had visited Assam.
- Time constraints, budgetary constraints and lack of interest are the major reasons for not visiting north-eastern states among tourists.

OPINION ON NORTH EASTERN STATES % Tourists...

Table 6.3

Opinion On North Eastern States	Domestic	Foreign	Overall
Have great historical significance	31	43	32
Have rich cultural heritage	37	49	38
Have scenic beauty	36	26	35
Are well maintained	14	12	14
Are major tourist attractions	17	23	18
Are famous in India	54	44	53
Are famous in the world	11	20	12
Are easily accessible	8	3	8

- A substantial proportion of the tourists who had visited north-eastern states believed that they were famous in India (53%), have rich cultural heritage (38%), have scenic beauty (35%) and have great historical significance (32%).
- Very few tourists believed that they are easily accessible.

OVERALL SATISFACTION WITH NORTH-EAST

% Tourists satisfied

Table 6.4

Overall Satisfaction With North-east	Domestic	Foreign	Overall
Very Satisfied	23	24	23
Quite Satisfied	68	69	69
Not Sure	5	4	5
Somewhat Dissatisfied	3	2	3
Very Dissatisfied	1	1	1

- Most tourists (92%) of north-eastern states were satisfied with their visit there.
- Only 4% of the tourists were dissatisfied with their visit to north-eastern states.

REASONS FOR DISSATISFACTION WITH NORTH-EASTERN INDIAN STATES

Table 6.5

Reasons For Dissatisfaction With North-eastern Indian States	Domestic	Foreign	Overall
Security concern	43	-	40
Restricted movement	44	75	46
Accessibility	2	25	3
Non-availability of guide at reasonable price	14	25	15
Swindlers	3	-	3
Local transport problem	8	-	8
Accommodation problem	3	-	3
Food problem	2	-	2
Congestion/ crowded	-	-	-
Environment	9	-	9
Lack of toilet facilities	-	-	-
Discourteous behavior	2	-	2
Communication problem	16	-	15
Lack of ATM & Credit card facilities	9	-	9

- Restricted movement and security concern are major reasons for dissatisfaction among tourists.

7.0 CENSUS OF HOSPITALITY & TRAVEL SECTOR IN BIHAR

Chapter 7.0 Census Of Hospitality & Travel Sector In Bihar

This chapter contains the results of the census of hospitality and travel sector in Bihar.

The following information is included in this chapter:

- Accommodation census statistics
- Presence of accommodation units at 24 destinations
- Population of eating outlets
- Population of tour and travel agencies
- Population of souvenir and handicraft shops

ACCOMODATION CENSUS

Table 7.1

Categories	Non-Buddhist Destinations		Buddhist Destinations		Overall	
	# Units	# Rooms	# Units	# Rooms	# Units	# Rooms
5,4,3 Star Hotels	7	280	5	187	12	467
2,1 Star Hotels	2	78	-	-	2	78
Other Private Hotels	261	5680	42	806	303	6486
Private Guest-houses	70	642	22	305	92	947
Government Hotels/ Circuit Houses	13	213	9	94	22	307
<i>Dharamshala / Gurudwara</i> /Monastery	42	860	25	451	67	1311
Total	395	7753	103	1843	498	9596
% Contribution to State Total	79	81	21	19	100	100

- A total of 505 accommodation units were identified in the 24 destinations in Bihar. Of them, 498 accommodation units agreed to provide occupancy details on a monthly basis.
- Almost 95 % of these accommodation units are not members of any association.
- Approximately 79 % of them are in the non-Buddhist destinations that account for 88% of the total tourist traffic in Bihar.
- There are 14 star category hotels that account for 6 % of the available rooms.
- Other smaller private hotels (303 nos.) account for 68 % of the available rooms.
- *Dharamshalas, gurudwaras* and monasteries account for 14 % of the rooms.

ACCOMMODATION CENSUS

Table 7.2

Accommodation Units	# Units	# Rooms	Total No. Beds	No. of Double Rooms	No. of Single Rooms	AC Rooms	Non AC Rooms
5,4,3 Star Hotels	12	467	873	406	61	444	23
2,1 Star Hotels	2	78	144	66	12	12	66
Other Private Hotels	303	6486	11026	4540	1946	649	5837
Private Guest-houses	92	947	1563	616	331	19	928
Government Hotels/ Circuit Houses	22	307	568	261	46	55	252
Dharamshala / Gurudwara / Monastery	67	1311	2556	1245	66	0	1311
Total	498	9596	16730	7134	2462	1179	8417

- A total of 505 accommodation units were identified in the 24 destinations in Bihar. Of them, 498 accommodation units agreed to provide occupancy details on a monthly basis.
- Almost 66 % of the total beds in accommodation units are in other private hotels.
- Only 15 % of the total beds in accommodation units are in *dharamshala/ gurudwara/ monastery*.
- Other private hotels have the majority of double and single rooms.
- Mostly AC rooms are in the star category hotels and other private hotels.
- 69% of the rooms in other private hotels are Non AC rooms

PRESENCE OF ACCOMMODATION UNITS Non-Buddhist Destinations

Table 7.3

Cities	5,4,3 Star Hotels	2,1 Star Hotels	Other Private Hotels	Govt Hotels/ Circuit Houses	Private Guest Houses	<i>Dharamshala</i> / <i>Gurudwara</i> / Monastery	TOTAL
Patna & other towns	6	-	130	6	18	13	173
Gaya	1	-	34	2	10	11	58
Muzaffarpur	-	1	28	1	10	-	40
Bhagalpur	-	1	16	1	8	7	32
Sitamarhi	-	-	12	-	3	2	17
Darbhanga	-	-	13	-	9	2	25
Saharsa	-	-	5	1	2	-	8
Munger	-	-	9	-	2	-	11
Raxaul	-	-	6	1	-	3	10
Madhubani	-	-	4	-	7	-	11
Madhepura	-	-	4	1	1	1	7
Pawapuri	-	-	-	-	-	3	3
Total	7	2	261	13	70	42	395

- The top 5 towns of Patna, Gaya, Muzzaffurpur, Bodhgaya and Rajgir account for 359 accommodation units (72 % of the total).
- Patna alone which was visited by 41% of the tourists accounted for 34% of the accommodation units.
- Pawapuri which has a substantial tourist traffic in some months has only *dharamshalas* to cater to them.

PRESENCE OF ACCOMMODATION UNITS Buddhist Destinations

Table 7.4

Cities	5,4,3 Star Hotels	2,1 Star Hotels	Other Private Hotels	Govt Hotels/ Circuit Houses	Private Guest Houses	<i>Dharamshala / Gurudwara / Monastery</i>	TOTAL
Bodhgaya	4	-	21	-	15	13	53
Rajgir	1	-	21	3	6	4	35
Vaisahli	-	-	-	3	-	2	5
Nalanda	-	-	-	1	-	5	6
Areraj	-	-	-	1	1	-	2
Kesaria	-	-	-	1	-	1	2
Total	5	-	42	9	22	25	103

- Bodhgaya and Rajgir together account for the maximum proportion of accommodation units (18% of the total number of units in Bihar) on the Buddhist circuit.
- A substantial number of monasteries are present in key Buddhist destinations such as Bodhgaya and Rajgir.

POPULATION OF EATING OUTLETS

Table 7.5

Cities	Restaurants	Fast Foods	Cafeterias	Dhabas	Bars	Mobile Vans	Food Kiosks	Total
Patna & other adjacent towns	279	24	2	24	8	3	-	340
Gaya	25	-	-	-	-	-	-	25
Muzaffarpur	22	-	-	-	-	-	-	22
Bhagalpur/ Sultanganj	27	4	-	2	-	-	-	33
Sitamarhi	11	-	-	-	-	-	-	11
Darbhanga	6	-	-	2	-	-	-	8
Saharsa	21	-	-	-	-	-	-	21
Munger	6	1	-	-	-	-	-	7
Raxaul	14	-	-	2	-	-	-	16
Madhubani	17	1	-	-	-	-	-	18
Bodhgaya	26	6	-	-	-	-	-	32
Rajgir	20	-	-	1	-	-	-	21
Nalanda	1	-	1	-	-	-	-	2
Total	475	36	3	31	8	3	-	556

- There are a total of 556 eating outlets in the 24 destinations in Bihar within city limits.
- About 61% of the eating outlets are located in Patna & other adjacent towns in Bihar.
- Only 2% of the eating outlets surveyed are associated with FHRAI, local association and regional association.

POPULATION OF TOUR AND TRAVEL AGENCIES

Table 7.6

Cities	Travel Agencies	Tour Operators	Tourist Transport Operators	Other Transporters	Total
Patna & other adjacent towns	66	22	5	35	128
Gaya	8	2	-	-	10
Muzaffarpur	8	2	2	-	12
Bhagalpur/ Sultanganj	9	2	-	-	11
Sitamarhi	1	1	-	-	2
Darbhanga	2	-	-	-	2
Saharsa	-	-	-	-	-
Munger	-	-	-	-	-
Raxaul	8	1	-	-	9
Madhubani	-	-	-	-	-
Pawapuri	-	-	-	-	-
Bodhgaya	8	10	2	-	20
Rajgir	4	1	-	-	5
Total	114	41	9	35	199

- Almost 200 travel trade firms are present in Bihar.
- Almost 82 % of the Tour and Travel Operators are not members of any association. Only 2% claimed to be members of ITTA.
- About 64% of the tour and travel agencies are located in Patna & other adjacent towns in Bihar.
- Bodhgaya is the next destination with a significant number of travel trade firms.

POPULATION OF SOUVENIR & HANDICRAFT SHOPS

Table 7.7

Cities	Shops	Emporium	Others	Total
Patna & other adjacent towns	7	6	2	15
Muzaffarpur	1	-	-	1
Bhagalpur/ Sultanganj	5	2	3	10
Sitamarhi	1	1	-	2
Madhubani	4	3	3	10
Madhepura	5	-	-	5
Bodhgaya	5	15	5	25
Rajgir	3	10	8	21
Total	31	37	21	89

- There were a total of 89 souvenir and handicrafts shops in Bihar.
- Bodhgaya and Rajgir together accounted for 52% of the souvenir & handicraft shops in Bihar.
- Patna, Madhubani and Bhagalpur/ Sultanganj were the other towns with a significant presence of these shops.

8.0 PROFILE OF ACCOMMODATION UNITS

Chapter 8.0 Profile of Accommodation Units

This chapter profiles the accommodation units in Bihar. The following information is included in this chapter:

- Availability of rooms at 24 destinations
- Facilities provided by accommodation units
- Infrastructure of accommodation units

ROOMS AVAILABILITY Non-Buddhist Destinations

Table 8.1

Cities	Number of Rooms	% City Contribution to State	Total Beds	% City Contribution to State
Patna & other towns	3820	40	7324	41
Gaya	894	9	1335	7
Muzaffarpur	714	7	1374	8
Bhagalpur	567	6	707	4
Darbhanga	390	4	735	4
Sitamarhi	267	3	523	3
Saharsa	159	2	219	1
Raxaul	166	2	281	2
Madhubani	177	2	385	2
Munger	159	2	287	2
Pawapuri	342	4	260	1
Madhepura	98	1	425	2
Total for non-Buddhist Destinations	7753	81	13855	78

- Patna accounts for 41% of the beds available at accommodation units in the state. This is in line with the tourist traffic; 41% of the total tourist traffic visited Patna and adjoining areas last year.
- The other towns that have a significant proportion of rooms in non-Buddhist destinations are Gaya and Muzaffarpur.

ROOMS AVAILABILITY Buddhist Destinations

Table 8.2

Cities	Number of Rooms	% City Contribution to State	Total Beds	% City Contribution to State
Bodhgaya	992	10	2060	12
Rajgir	684	7	1577	9
Nalanda	86	1	175	1
Areraj	29	0	62	0
Vaisahli	41	0	86	0
Kesaria	11	0	22	0
Total for Buddhist Destinations	1843	19	3982	22
Overall State	9596	100	17837	100

- The beds available in the Buddhist destinations is in line with the proportion of tourists visiting them.
- Bodhgaya and Rajgir account for more than 91% of the beds available on the Buddhist circuit.
- These destinations are tourist hubs on the Buddhist circuit; tourists stay here and travel out to other destinations.

FACILITIES

% Accommodation Units offering different facilities

Table 8.3

Facilities	5,4,3* Hotels	2,1* Hotels	Other Private Hotels	Private Guest Houses	Government Hotels / Circuit Houses	<i>Dharamshalas</i> / <i>Gurudwaras</i> / Monasteries	Overall
Room service	100	100	98	99	100	100	99
Room TV	100	33	57	18	45	-	44
Cable TV	89	33	53	18	40	-	41
Hot water	100	33	48	9	35		36
Telephone STD/ ISD	100	33	27	6	30	-	21
Laundry	89	33	22	8	15	-	18
Car rental/ travel desk	100	33	17	4	25	-	14
Locker	89	33	8	-	5	-	7
Credit card payment facility	100	33	9	1	-	-	8
Elevator/ lift	56	33	4	2	-	-	4
Massage/ spa	56	33	1	-	-	-	2
Sample Size	7	7	303	92	22	67	498

- While 93 % of these accommodation units have room service, only 39 % of them have a television, 35 % have hot water facility and only 22 % have STD / ISD telephone facility in the room.
- Only 10 % offer credit card payment facility.

INFRASTRUCTURE

% Accommodation Units Having...

Table 8.4

Facilities	5,4,3* Hotels	2,1* Hotels	Other Private Hotels	Private Guest Houses	Government Hotels / Circuit Houses	<i>Dharamshalas</i> / <i>Gurudwaras</i> / Monasteries	Overall
Restaurant	100	50	84	66	100	-	83
Conference Facilities	78	100	51	33	50	-	54
Swimming Pool	22	-	-	-	-	-	3
Bar	44	-	6	-	-	-	9
Beauty Parlor/ Health Club	33	-	-	-	-	-	3
Shops within premises	44	25	6	-	-	-	9
Business Center	33	25	1	-	-	-	4
Gymnasium	22	-	-	-	-	-	2
Discotheque	-	-	-	-	-	-	-
Sample Size	7	7	303	92	22	67	498

- Approx. 83% of the accommodation units have restaurants while 54% of them have conference facilities.
- Since most of the accommodation units are in the non-star category, very few have a swimming pool, beauty salons, etc.

9.0 EMPLOYMENT IN HOSPITALITY & TRAVEL SECTOR IN BIHAR

Chapter 9.0 Employment in Hospitality & Travel Sector in Bihar

This chapter presents the employment pattern in hospitality & travel sector in Bihar. The following information on accommodation units, eating outlets, travel agencies and souvenir & handicraft shops, is included in this chapter:

- Total employment at different destinations
- Employment in different functions
- Age profile of employees

9.1 DIRECT EMPLOYMENT IN ACCOMMODATION UNITS

AVERAGE EMPLOYMENT IN ACCOMMODATION UNITS

Table 9.1

Categories	# Accommodation Units	# Rooms	Departments					# Employees	# Employees per 100 rooms
			Front Office	F & B Services	F & B Kitchen	Housekeeping	Others		
Star Hotels	14	545	58	137	96	103	466	860	158
Other Private Hotels	303	6486	234	782	192	547	700	2454	38
Private Guest Houses	92	947	24	91	10	87	104	316	33
Govt Hotels/ Circuit House	22	307	13	23	15	68	38	157	51
<i>Dharamshalas/ Gurudwara</i> Monastery	67	1311	14	34	13	139	131	331	25
Total	498	9596	342	1066	327	944	1439	4119	43

- A total of 4119 people are employed in accommodation units in Bihar; almost 60% of them are in non-star private hotels and 21 % in star category hotels.
- Only 14 star hotels accounted for more than 800 employees.
- While the star category hotels have 158 employees per 100 rooms, the private ones have 38 employees per 100 rooms.
- Government hotels/ circuit houses have 51 employees per 100 rooms. Departments like Front Office, F&B (Service), F&B (Kitchen) and Housekeeping accounts for 65% of the total employment.

AVERAGE EMPLOYMENT IN ACCOMMODATION UNITS Non-Buddhist Destinations

Table 9.2

Cities	# Accom. Units	# Rooms	Departments					# Employees	# Employees per 100 rooms
			Front Office	F & B Services	F & B Kitchen	Housekeeping	Others		
Patna & other towns	173	3820	199	606	133	403	827	2167	57
Gaya	58	894	22	100	33	100	82	337	37
Muzaffarpur	40	714	21	59	0	39	50	168	23
Darbhanga	25	390	3	35	13	27	45	123	31
Sitamarhi	17	267	8	29	10	18	20	85	32
Bhagalpur/ Sultanganj	32	567	17	29	19	73	77	215	38
Pawapuri	3	342	0	0	0	39	13	52	15
Raxaul	10	166	0	17	1	11	13	42	26
Madhubani	11	177	0	13	4	7	12	36	20
Saharsa	8	159	4	14	2	8	8	36	22
Munger	11	159	9	12	1	14	14	51	32
Madhepura/ Singheshwara	7	98	4	8	6	10	10	32	33
Total	395	7753	288	922	221	748	1172	3350	44

- Approximately, 80% people are employed in non-Buddhist destinations.
- A total of 3350 people are employed in non-Buddhist destinations; of them, 65% people are employed in Patna.
- The other tourist destinations with significant numbers employed in accommodation units include Patna, Gaya, Bhagalpur & Darbhanga.
- Muzaffarpur accounted for a lower proportion of the workforce as compared to the tourist traffic and presence of accommodation units.

AVERAGE EMPLOYMENT IN ACCOMMODATION UNITS Buddhist Destinations

Table 9.3

Cities	# Accom. Units	# Rooms	Departments					# Employees	# Employees per 100 rooms
			Front Office	F & B Services	F & B Kitchen	Housekeeping	Others		
Bodhgaya	53	992	40	103	77	110	177	507	51
Rajgir	35	684	12	39	28	44	64	186	27
Nalanda	6	86	0	0	0	39	20	58	68
Vaisahli	5	41	3	2	1	2	5	14	34
Areraj	2	29	0	0	0	1	2	2	7
Kesaria	2	11	0	0	0	1	0	1	6
Total	103	1843	55	144	106	196	268	767	42
Overall for Bihar	498	9596	342	1066	327	944	1439	4119	43

- About 20% of the workforce in accommodation units are employed in Buddhist destinations.
- A total of 767 people are employed in Buddhist destinations; 66% of them were in Bodhgaya alone.

AVERAGE EMPLOYMENT IN ACCOMMODATION UNITS

Table 9.4

Categories	# Accom. Units	# Rooms	Departments								
			Management Team	Front Office	F & B Services	F & B Kitchen	House keeping	Accounts	EDP	Security	Sales & Marketing
Star Hotels	14	545	148	58	137	96	103	24	9	50	23
Other Private Hotels	303	6486	421	234	782	192	547	65	0	114	6
Private Guest Houses	92	947	97	24	91	10	87	4	0	3	0
Govt Hotels/ Circuit House	22	307	20	13	23	15	68	3	0	6	1
<i>Dharamsbalas/ Gurudwara</i> Monastery	67	1311	75	14	34	13	139	11	1	37	0
Total	498	9596	760	342	1066	327	944	107	11	210	29

AVERAGE EMPLOYMENT IN ACCOMMODATION UNITS

Table 9.5

Categories	# Accom. Units	# Rooms	Departments								# Employees
			Purchase & Stores	HR	Public Relation	Engg.	Telephone	Health Club	Laundry	Other	
Star Hotels	14	545	25	18	12	24	9	7	31	87	860
Other Private Hotels	303	6486	6	6	0	11	2	2	25	41	2454
Private Guest Houses	92	947	0	0	0	0	0	0	1	0	316
Govt Hotels/ Circuit House	22	307	1	0	0	2	1	1	3	1	157
<i>Dharamshalas/ Gurudwara</i> Monastery	67	1311	0	0	0	0	0	0	0	6	331
Total	498	9596	32	24	12	38	13	9	60	135	4119

AVERAGE EMPLOYMENT IN ACCOMMODATION UNITS

Table 9.6

Cities	# Accom. Units	# Rooms	Departments								
			Management Team	Front Office	F & B Services	F & B Kitchen	House keeping	Accounts	EDP	Security	Sales & Marketing
Patna & other towns	173	3820	425	199	606	133	403	58	5	96	21
Gaya	58	894	58	22	100	33	100	7	0	9	0
Muzaffarpur	40	714	35	21	59	0	39	7	0	5	0
Darbhanga	25	390	35	3	35	13	27	2	0	6	0
Sitamarhi	17	267	18	8	29	10	18	1	0	1	0
Bhagalpur/ Sultanganj	32	567	37	17	29	19	73	8	0	22	0
Pawapuri	3	342	3	0	0	0	39	3	1	6	0
Raxaul	10	166	11	0	17	1	11	0	0	3	0
Madhubani	11	177	12	0	13	4	7	0	0	0	0
Saharsa	8	159	7	4	14	2	8	1	0	1	0
Munger	11	159	11	9	12	1	14	2	0	2	0
Madhepura/ Singheswara	7	98	7	4	8	6	10	1	0	1	0
Total	395	7753	658	288	922	221	748	91	6	152	22

AVERAGE EMPLOYMENT IN ACCOMMODATION UNITS

Table 9.7

Cities	# Accom. Units	# Rooms	Departments								# Employees
			Purchase & Stores	HR	Public Relation	Engg.	Telephone	Health Club	Laundry	Other	
Patna & other towns	173	3820	21	21	9	25	8	8	35	96	1737
Gaya	58	894	2	0	0	3	0	0	3	0	262
Muzaffarpur	40	714	0	0	0	0	0	0	0	4	131
Darbhanga	25	390	0	0	0	0	0	1	1	0	99
Sitamarhi	17	267	0	0	0	0	0	0	0	0	58
Bhagalpur/ Sultanganj	32	567	0	0	0	0	0	0	5	3	176
Pawapuri	3	342	0	0	0	0	0	0	0	0	39
Raxaul	10	166	0	0	0	0	0	0	0	0	33
Madhubani	11	177	0	0	0	0	0	0	0	0	24
Saharsa	8	159	0	0	0	0	0	0	0	0	28
Munger	11	159	0	0	0	0	0	0	0	0	40
Madhepura/ Singheshwara	7	98	0	0	0	0	0	0	0	0	32
Total	395	7753	23	21	9	28	8	9	43	103	3618

AVERAGE EMPLOYMENT IN ACCOMMODATION UNITS

Table 9.8

Cities	# Accom. Units	# Rooms	Departments								
			Management Team	Front Office	F & B Services	F & B Kitchen	House keeping	Accounts	EDP	Security	Sales & Marketing
Bodhgaya	53	992	62	40	103	77	110	12	1	35	4
Rajgir	35	684	37	12	39	28	44	5	1	13	2
Nalanda	6	86	7	0	0	0	39	0	0	13	0
Vaisahli	5	41	4	3	2	1	2	0	0	0	0
Areraj	2	29	1	0	0	0	1	0	0	1	0
Kesaria	2	11	0	0	0	0	1	0	0	0	0
Total	103	1843	111	55	144	106	196	17	3	61	6
Overall for Bihar	498	9596	760	342	1066	327	944	107	6	210	28

AVERAGE EMPLOYMENT IN ACCOMMODATION UNITS

Table 9.9

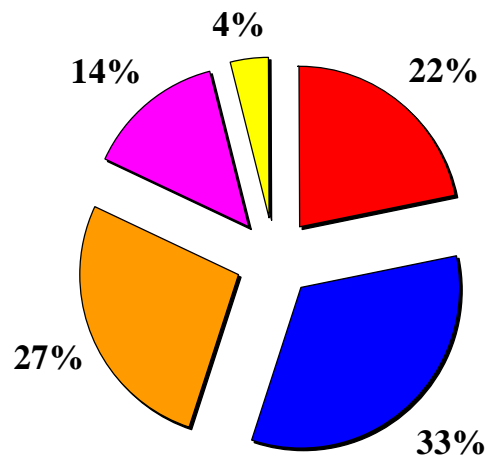
Cities	# Accom. Units	# Rooms	Departments								# Employees
			Purchase & Stores	HR	Public Relation	Engg.	Telephone	Health Club	Laundry	Other	
Bodhgaya	53	992	7	2	2	8	4	1	11	27	393
Rajgir	35	684	1	1	0	2	0	0	2	0	145
Nalanda	6	86	0	0	0	0	0	0	0	0	46
Vaishali	5	41	0	0	0	0	0	0	0	1	11
Areraj	2	29	0	0	0	0	0	0	0	0	3
Kesaria	2	11	0	0	0	0	0	0	0	0	0
Total	103	1843	9	3	2	10	4	1	14	28	597
Overall for Bihar	498	9596	92	22	10	32	9	9	52	119	4119

AGE PROFILE OF EMPLOYEES

Table 9.10

Age Groups	% Employees
18 – 25 years	22
26 – 30 years	33
31 – 40 years	27
41 – 50 years	14
> 50 years	4
% Total	100

Chart 9.1



■ 18 - 25 years ■ 26 - 30 years ■ 31- 40 years ■ 41- 50 years ■ > 50 years

- Almost 55 % of the employees are 30 years of age or less.
- Only 18% of the employees are above 40 years of age.

9.2 DIRECT EMPLOYMENT IN EATING OUTLETS

ESTIMATED EMPLOYMENT IN EATING OUTLETS

Table 9.2.1

Categories	Kitchen	Service	Management	Others	Projected Employees	# Employees per unit
Restaurants	1108	1326	523	201	3158	7
Fast food outlets	36	73	33	0	142	4
Cafeterias	11	14	8	0	33	11
Dhabas	144	131	72	3	350	11
Bars	0	13	3	3	19	2
Total	1299	1557	639	207	3702	7

- A total of 3702 people were employed in the eating outlets.
- Approximately 85.3% were employed in conventional restaurants.
- Dhabas were the next biggest employers.
- Of the total employees, almost 35% and 42% are employed in the kitchen and service functions, respectively.
- The employment intensity of 7 employees per outlet suggests that these outlets are small ones.

ESTIMATED EMPLOYMENT EATING OUTLETS

Table 9.2.2

Categories	Kitchen	Service	Management	Others	Total Employees	# Employees per unit
Patna	850	995	390	193	2428	7
Gaya	39	89	31	0	159	6
Muzzafarpur	49	61	20	6	136	6
Bhagalpur	4	93	33	0	130	4
Sitamarhi	26	11	7	0	44	4
Darbhanga	15	10	10	6	41	5
Saharsa	29	24	20	0	73	3
Munger	13	17	7	0	37	5
Raxaul	38	41	18	0	97	6
Madhubani	31	38	22	0	91	5
Bodhgaya	64	78	31	2	175	5
Rajgir	99	93	48	0	240	11
Nalanda	3	7	2	0	12	6
Total	1299	1557	639	207	3702	7

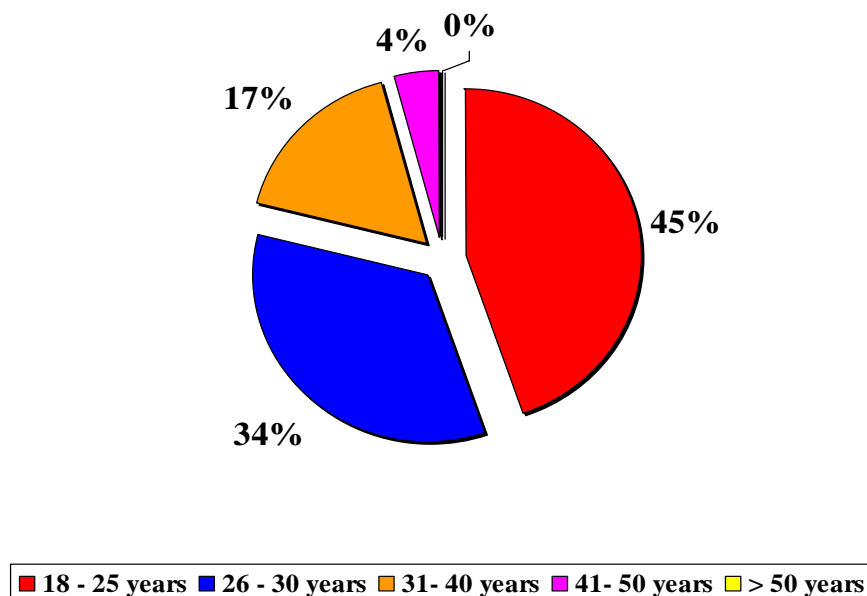
- About 65.6% of the employees in eating outlets were employed in Patna alone.

AGE PROFILE OF EMPLOYEES

Table 9.2.3

Age Groups	% Employees
18 – 25 years	44.8
26 – 30 years	34.2
31 – 40 years	17.1
41 – 50 years	4.1
> 50 years	-
% Total	100

Chart 9.2.1



- Almost 79% of the employees are 30 years of age or less. The age profile of employees in eating outlets was younger than that of accommodation units.
- Only 21% of the employees are above 30 years of age.

9.3 DIRECT EMPLOYMENT IN TOUR & TRAVEL AGENCIES

ESTIMATED EMPLOYMENT TOUR AND TRAVEL AGENCIES

Table 9.3.1

Categories	Admin.	Ticketing	Accounts	Tours	Sales & Marketing	# Employees	# Employees per unit
Travel Agencies	230	257	50	31	61	629	6
Tour Operators	7	8	3	4	6	28	1
Total	237	265	53	35	67	657	3

- More than 650 people are employed in travel trade firms in Bihar.
- Of the, about 96% are employed in travel agencies.
- Of the total employees, almost 36% and 40% are employed in administration and ticketing, respectively.
- The employment intensity in these firms is just 3.

ESTIMATED EMPLOYMENT TOUR AND TRAVEL AGENCIES

Table 9.3.2

Categories	Admin.	Ticketing	Accounts	Tours	Sales & Marketing	# Employees	# Employees per unit
Patna	164	248	51	35	66	564	4
Gaya	12	6	0	0	0	18	2
Muzaffarpur	11	1	0	0	0	12	1
Bhagalpur	11	5	0	0	0	16	1
Sitamarhi	2	0	0	0	0	2	1
Darbhanga	2	0	0	0	0	2	1
Raxaul	9	1	0	0	0	10	1
Bodhgaya	21	4	2	0	1	28	1
Rajgir	5	0	0	0	0	5	1
Total	237	265	53	35	67	657	3

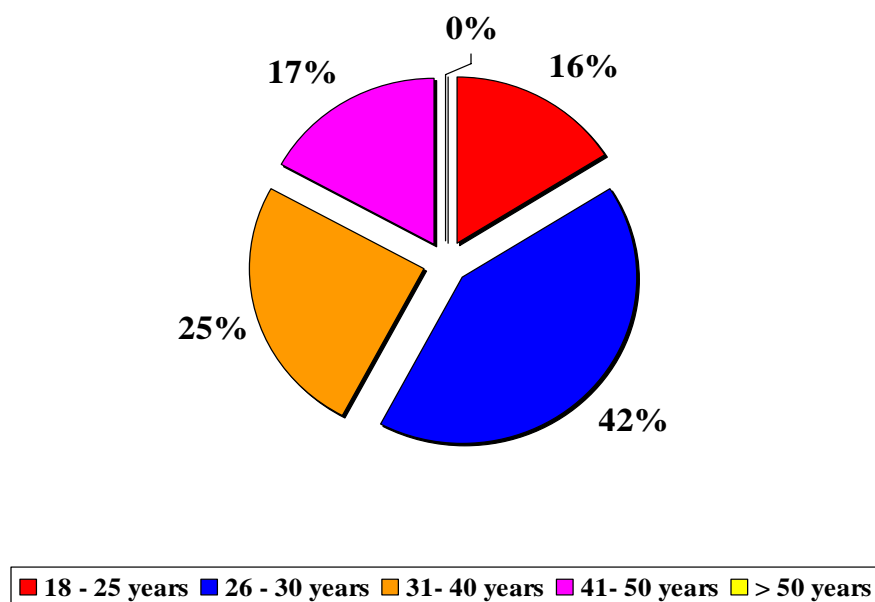
- About 86% of the employees of travel trade are in Patna.
- Bodhgaya and the other important destinations have a few travel trade firms and thus the number of employees is also low.

AGE PROFILE OF EMPLOYEES

Table 9.3.3

Age Groups	% Employees
18 – 25 years	16.1
26 – 30 years	41.8
31 – 40 years	25.1
41 – 50 years	17.0
> 50 years	-
% Total	100

Chart 9.3.1



- About 57.9% of the employees are 30 years of age or less.
- 25.1% of the employees are between 31 - 40 years of age while 17% are above 41 years.

9.4 DIRECT EMPLOYMENT OF SOUVENIR & HANDICRAFT SHOPS

ESTIMATED EMPLOYMENT SOUVENIR & HANDICRAFT SHOPS

Table 9.4.1

Categories	Departments				# Employees	# Employees per unit
	Administration	Sales	Security	Others		
Patna & adjacent	4	50	7	0	61	4
Muzaffarpur	1	0	0	0	1	1
Bhagalpur	0	17	0	0	17	2
Sitamarhi	42	80	1	0	123	62
Madhubani	0	22	0	0	22	2
Madhepura	3	0	0	0	3	1
Bodhgaya	1	35	0	0	36	1
Rajgir	1	42	0	0	43	2
Total	52	246	8	0	306	3

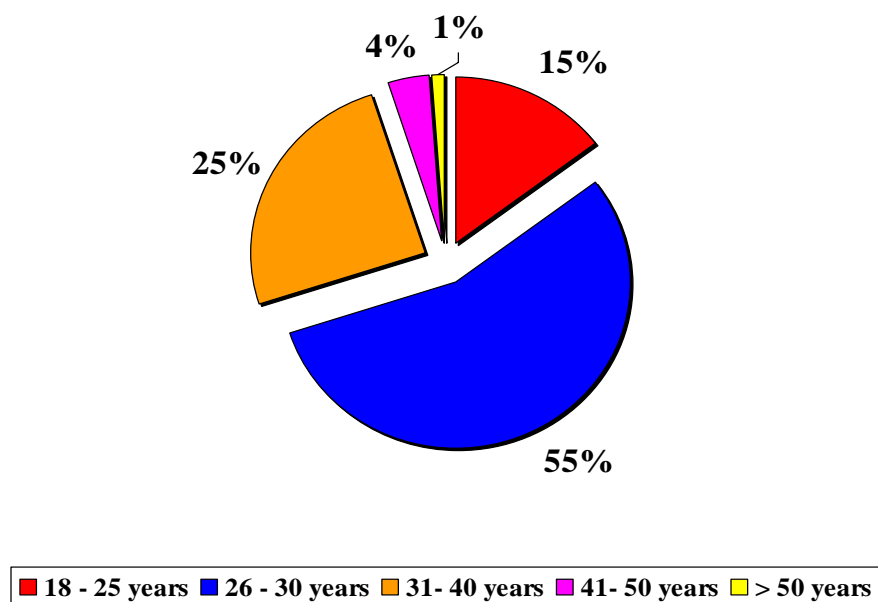
- More than 300 people are employed in the souvenir and handicrafts shops in Bihar.
- Sitamarhi has 2 large emporia which have 123 employees in them.
- Patna, Bodh Gaya and Rajgir are the other destinations having emporia and thus people employed in the sales function.
- Of the total employment, 80% are employed in the sales function.

AGE PROFILE OF EMPLOYEES

Table 9.4.2

Age Groups	% Employees
18 – 25 years	14.8
26 – 30 years	55.2
31 – 40 years	24.9
41 – 50 years	4.1
> 50 years	1.0
% Total	100

Chart 9.4.1



- Bulk of the employees (55%) are in the age group 26 - 30 years.

10. STATE GOVERNMENT EXPENDITURE & EARNINGS

Chapter 10.0 State Government Expenditure and Earnings

This chapter is about Bihar State Government expenditure and earnings on tourism related projects.

Following information is included in this chapter:

- Planned Expenditure for 2006-2007
- Projects for 2006-2007
- Centrally Assisted Tourism Projects
- Planned expenditure for the year 2005 – 2006
- Expenditure on projects in 2004 – 2005
- Projects Completed in 2003 – 2004
- Projects Completed in 2002 – 2003
- Earnings for the year 2003-2004, 2002-2003 & 2001-2002

PLANNED EXPENDITURE FOR 2006-2007

- Planned outlay for 2006-2007 of Department of Tourism, Govt of Bihar is Rs. 16 crores for 10 tourist related projects.
- Activities planned by the state DOT, Bihar are as follows:

Projects	Amount (Rs.)
Acquisition of land for development of tourism projects	40000000
Construction of pathway facilities	10000000
Development and beautification of important tourist sites	20000000
Construction of a hotel at Bodhgaya	30000000
For Old scheme of Tourism Development Corporation	15000000
Construction of jetty at Mahendru Ghat	10000000
Publicity and promotion	5000000
Consultancy	5000000
Related scheme for Kawaria (<i>Shiv Devotees</i>) Patways	15000000
Development of Mangal Talab, Gandhi Sarovar (Patna City)	10000000
Total	160000000

PROJECTS FOR 2006-2007

- Total project expenditure is 743.00 lakh and total budget is 743.00 lakh

(A) Projects accepted by authorized committee

S.No.	Project Name	Amount (Rs.)
1.	Land acquisition for development of golf course at Bodhgaya	7477200
2.	Land acquisition for development of pathway facilities for tourists at Aarah	1500000
3.	Land acquisition for development of Matsyaganga pond, Saharsa	1413520
4.	Consultancy for different projects	5000000
5.	Publicity and promotion of tourist sites	5000000
6.	Land Acquisition for development of tourist complex at Vasihali	500000
Total		20890720

PROJECTS FOR 2006-2007

(B) Projects accepted by authorized committee

S.No.	Project Name	Amount (Rs.)
7.	Development of tourist site, Dev	1731020
8.	Cafeteria, Dighi Pokhar, Darbhanga	1209420
9.	Development and beautification of Guneri, Gaya	1731020
10.	Development of Gaga Ghat, Patna	1390710
11.	Development of roads, Aurangabad	1815000
12.	Development of tourist information center at Muzaffarpur	1913940
13	Development of NH – 31, Patna	2696470
Total		12487580

PROJECTS FOR 2006-2007

(C) Projects accepted by authorized committee

S.No.	Project Name	Amount (Rs.)
14.	Development of Golghar area, Patna	17630600
15.	Development of water sports facilities at mahendru Ghat, Patna	13700000
16.	Purchase of boat and engine for water sports	2050000
17.	Payment for promotion and publicity magazine	2500000
18.	Organised Kosi Mahotsav	500000
19.	Construction of Statue of Lord Buddha at Vaishali	500000
20.	Development of Matsyaganga	840010
21.	Grant for Hotel Management Institute	947000
22.	Establishment of media cell	500000
Total		39167610

CENTRALLY ASSISTED TOURISM PROJECTS
On-going

S.No.	Project Name	Amount (Rs.)
1.	Development of Abhishek Pushkarni, Vaishali	43.840
2.	Refurbishment of Golghar, Patna	48.010
3.	Cfaeteria, Vikramshila	12.741
4.	Health resort, Rajgir	55.670
5.	Tourist complex, Aurangabad	39.650
6.	Cafeteria, Dighi Pokhar, Darbhanga	18.928
7.	Development of temple premises, Rajgir	17.426
8.	Tourist facility, Ganga Ghat, Patna	20.260
9.	Development & beautification of Maner, Patna	17.430
10.	Refurbishment of monuments of Vikramshila	25.000
11.	Entrance gates/ notice boards at Buddhist sites	20.000
12.	Way side facilities (NH), Patna	40.720
13.	Development and beautification of tourist spot, Deo	28.090
14.	Development and beautification of Guneri (Gaya)	25.228
Total		412.993

CENTRALLY ASSISTED TOURISM PROJECTS
Likely to be started

S.No.	Project Name	Amount (Rs.)
1.	Tourist complex, Bhagalpur	56.725
2.	Tourist reception centre, Bhagalpur	24.650
3.	Tourist information centre, Muzaffarpur	24.210
4.	Way side facility, Rivilganj (Chhapra)	31.820
5.	Development & Beautification of Kakolat	48.790
6.	Development of Kund Area at Rajgir	60.000
7.	Development of Bhimbandh under Eco – Tourism Destination Development Scheme	390.000
8.	Development of Valmikinagar under Eco – Tourism Destination Development Scheme	300.060
9.	Development of Maner under Circuit Development Scheme	407.200
10.	Tourist complex, Vishnuvihar (Gaya)	271.060
Total		1614.515

CENTRALLY ASSISTED TOURISM PROJECTS
Under Execution (CPWD)
Pre-Construction Stage

S.No.	Project Name	Amount (Rs.)
1.	Development of Nalanda, Rajgir and Bodhgaya	
	(a) Redevelopment of tourist facility node near ropeway station, Rajgir	107.000
	(b) Redevelopment of tourist facility node at kund area, Rajgir	60.000
2.	Redevelopment of schemes for Bodhgaya (Ph – II) in Bihar under scheme of destination development	462.53
	(a) Landscape development Kalchakra Maidan	75.560
	(b) Traffic interchange Node - I	37.530
	© Traffice interchange Node river plot no. 2 & 7	112.530
	(d) Bodhgaya Hatt near bye pass main approach road along river	236.71
	(e) Shopping cum traffic interchange node near road along river	112.53
3.	Construction of new High Scholl Building and shifting of existing Hight School form frontage of Mayasarovar lake, Bodhgaya	33.110

CENTRALLY ASSISTED TOURISM PROJECTS
Under Execution (CPWD)
Pre-Construction Stage

S.No.	Project Name	Amount (Rs.)
4.	Development scheme for landscape development development around tomb of Malik Ibrahim Bayyu and temple surroundings at Bihar Sharif as part of Nalanda circuit	134.00
	(a) Construction/ renovation of 5 Meter wide stone pathway	20.00
	(b) Intensive landscaping pathway fencing	100.00
	© Construction of Toilet block	2.00
	(d) 4 Nos. of Kiosk	2.00
	(e) Installation of pump at pump house	10.00
5.	Institute of Hotel Management, Patna	176.24
6.	Signage	15..00

PLANNED EXPENDITURE FOR 2005-2006

- Revised outlay for 2005-2006 of Department of Tourism, Govt of Bihar is Rs. 7.57 crores.
- Activities planned by the state DOT, Bihar are as follows:
 - Tourist complex being built at Maner.
 - NH-31 (Patna-Ranchi road) to Kakolat Falls is being made and its length of is 30 KM. About Rs. 79 lakhs has been spent until now and Rs. 1.8 crores is likely to be spent more.
 - About Rs. 6.33 crores is being spent on land acquisition related to tourism projects.
 - Rs. 65 lakhs has to be spent in developing areas of Kishanganj for sightseeing.
 - Rs. 40 lakhs has to be spent in Mahesh Koot (India – Nepal Border) for developing tourism related project.

EXPENDITURE ON PROJECTS FOR 2004-2005

Projects	Funding from GOI (Lakhs)	Funding from Govt. of Bihar (Lakhs)	Total (Lakhs)
Development of Rajgir temple premises.	13	4	17
Development of tourist complex at Bhimband.	49	19	68
Beautification of Ganga ghat in Patna.	16	4	20
Beautification of areas in Aurangabad.	18	6	24
Building of tourist complex in Aurangabad.	25	15	40
Building of tourist information centre at Muzzaffarpur	22	2	24
Total	143	50	193

PROJECTS COMPLETED IN 2003 - 2004

Revised outlay for 2003-04 of DOT, Government of Bihar was Rs. 4.10 crores and out of that amount Rs. 3.73 crores was spent on the following projects.

- Beautification of area around tomb of Malik Ibrahim Bayyu in Biharsharif.
- A sum of Rs. 22 lakhs was given to IIHM for development.
- Building and repairing of roads.
- Acquisition of land for tourist related projects.
- Up-gradation of existing tourist facilities
- Money spent on advertising and for development of website.
- Organizing the following fairs:
 - Koshi Mahotsav (Saharsa) held from 10 – 12 Feb, 2004.
 - Budh Mahotsav held from 19 – 21 Feb, 2004.
 - Vaishali Mahotsav held from 25 – 26 April, 2003
 - Rajgir Mahotsav held from 24 – 26 Oct, 2003
 - Aarg Mahotsav (Bhagalpur) held from 20 – 22 Dec, 2003

PROJECTS COMPLETED IN 2002 - 2003

Revised outlay for 2002-2003 of DOT, Government of Bihar was Rs. 1.5 crores and out of that, Rs. 75 lakhs was spent on the following projects.

- Development of Abhishek Pushkarni at Vaishali.
- Construction of boundary wall at Gol Ghar, Patna.
- Development of tourist complex at Matasgandha.
- Repairing of road, NH – 31.
- Beautification of Guneri
- Tourist information centre at Bhagalpur.
- Repairing and refurbishment of ancient sites at Vikramshila.
- Development of Maya Sarovar at Bodhgaya.

EARNINGS FOR 2003-2004, 2002-2003 & 2001-2002

Table – 13.2

S.No	Earnings	2003-2004 (Lakhs)	2002-2003 (Lakhs)	2001-2002 (Lakhs)
1	Hotel (Self Run)	182	193	173
2	Hotel (On Lease)	33	21	26
	Hotel Total (1+2)	215	214	199
3	Transport	114	120	114
4	Ropeway (On Lease)	52	56	61
5	Others	15	18	23
	Total (3+4+5)	181	194	198
6	Eng. Section	30	23	10
7	H/Q (Interest)	51	82	39
	Total (6+7)	81	105	49
	Grand Total	477	513	446

APPENDIX 1
Satisfaction with Service Elements
Destination-wise

**TOURIST SATISFACTION ON
AVAILABILITY OF TRANSPORTATION
% Tourists with...**

Table 1

Availability of Transportation	Very satisfied	Quite satisfied	Not Sure	Somewhat dissatisfied	Very dissatisfied
Patna	5	46	21	28	2
Pawapuri	3	31	8	54	3
Gaya	4	32	22	41	2
Sitamarhi	7	36	16	39	1
Muzzaffarpur	8	48	9	33	2
Raxaul	3	54	15	27	2
Darbhanga	1	44	23	32	--
Bhagalpur	4	38	41	7	10
Madhubani	4	52	16	27	1
Bodhgaya	8	58	15	17	2
Rajgir	5	60	13	18	5
Overall %	5	48	19	25	3

TOURIST SATISFACTION ON QUALITY OF TRANSPORTATION % Tourists

Table 2

Quality of Transportation	Very satisfied	Quite satisfied	Not Sure	Somewhat dissatisfied	Very dissatisfied
Patna	8	64	21	7	--
Pawapuri	22	53	16	7	3
Gaya	20	63	13	4	--
Sitamarhi	10	65	14	10	1
Muzzaffarpur	9	67	18	5	--
Raxaul	17	54	24	5	1
Darbhanga	6	76	17	2	--
Bhagalpur	17	53	28	2	--
Madhubani	9	72	14	5	--
Bodhgaya	19	54	22	5	--
Rajgir	6	51	29	9	5
Overall %	12	60	21	6	1

**TOURIST SATISFACTION ON
AVAILABILITY OF TOURIST GUIDE
% Tourists**

Table 3

Availability of Tourist Guide	Very satisfied	Quite satisfied	Not Sure	Somewhat dissatisfied	Very dissatisfied
Patna	3	35	37	23	2
Pawapuri	2	30	22	45	2
Gaya	5	32	21	41	1
Sitamarhi	6	28	26	39	1
Muzzaffarpur	6	39	22	31	2
Raxaul	3	37	27	31	3
Darbhanga	3	30	26	41	--
Bhagalpur	5	41	41	11	4
Madhubani	8	47	19	27	1
Bodhgaya	10	43	26	19	1
Rajgir	5	45	29	19	3
<i>Overall %</i>	<i>5</i>	<i>38</i>	<i>31</i>	<i>24</i>	<i>2</i>

TOURIST SATISFACTION ON TOURIST INFORMATION CENTERS % Tourists

Table 4

Tourist Information Centers	Very satisfied	Quite satisfied	Not Sure	Somewhat dissatisfied	Very dissatisfied
Patna	5	53	33	9	--
Pawapuri	19	46	22	13	--
Gaya	15	50	26	9	--
Sitamarhi	4	54	26	16	--
Muzzaffarpur	6	56	27	11	--
Raxaul	14	45	29	10	2
Darbhanga	4	60	29	7	--
Bhagalpur	12	45	39	4	--
Madhubani	9	61	20	10	--
Bodhgaya	14	52	25	8	1
Rajgir	4	47	35	11	3
<i>Overall %</i>	<i>9</i>	<i>52</i>	<i>30</i>	<i>9</i>	<i>1</i>

**TOURIST SATISFACTION ON
AVAILABILITY OF GOOD QUALITY ACCOMMODATION
% Tourists**

Table 5

Availability of Good Quality Accommodation	Very satisfied	Quite satisfied	Not Sure	Somewhat dissatisfied	Very dissatisfied
Patna	1	46	46	6	--
Pawapuri	--	22	68	10	1
Gaya	3	34	53	10	--
Sitamarhi	2	29	57	12	--
Muzzaffarpur	2	34	53	10	1
Raxaul	2	41	50	6	--
Darbhanga	1	36	54	9	--
Bhagalpur	2	22	65	5	7
Madhubani	1	44	43	12	--
Bodhgaya	6	38	48	6	1
Rajgir	3	39	46	10	1
<i>Overall %</i>	<i>3</i>	<i>39</i>	<i>50</i>	<i>7</i>	<i>1</i>

TOURIST SATISFACTION ON ACCOMMODATION TARIFF % Tourists

Table 6

Accommodation Tariff	Very satisfied	Quite satisfied	Not Sure	Somewhat dissatisfied	Very dissatisfied
Patna	5	56	32	6	--
Pawapuri	11	53	23	14	--
Gaya	15	47	29	9	--
Sitamarhi	5	55	25	15	--
Muzzaffarpur	3	60	27	9	--
Raxaul	4	56	33	7	1
Darbhanga	3	59	30	8	--
Bhagalpur	5	55	37	3	--
Madhubani	8	53	27	13	--
Bodhgaya	13	50	30	7	--
Rajgir	5	45	41	9	1
Overall %	7	54	31	8	--

**TOURIST SATISFACTION ON
PUBLIC CONVENIENCE
% Tourists**

Table 7

Public Convenience	Very satisfied	Quite satisfied	Not Sure	Somewhat dissatisfied	Very dissatisfied
Patna	3	46	43	7	--
Pawapuri	4	24	62	7	3
Gaya	4	33	48	14	--
Sitamarhi	5	39	41	15	--
Muzzaffarpur	2	35	53	10	--
Raxaul	4	42	47	6	1
Darbhanga	1	38	48	13	1
Bhagalpur	2	20	67	6	5
Madhubani	3	47	40	11	--
Bodhgaya	9	39	42	9	1
Rajgir	5	41	45	8	1
Overall %	5	40	46	9	1

**TOURIST SATISFACTION ON
AVAILABILITY OF EATING PLACES
% Tourists**

Table 8

Availability of Eating Places	Very satisfied	Quite satisfied	Not Sure	Somewhat dissatisfied	Very dissatisfied
Patna	6	65	24	5	--
Pawapuri	13	58	17	12	--
Gaya	15	47	30	8	--
Sitamarhi	8	61	23	8	--
Muzzaffarpur	9	60	24	7	--
Raxaul	6	65	23	5	--
Darbhanga	2	69	23	6	--
Bhagalpur	5	51	42	2	1
Madhubani	7	57	27	9	--
Bodhgaya	19	50	26	5	--
Rajgir	8	52	33	6	1
Overall %	10	58	26	6	--

**TOURIST SATISFACTION ON
QUALITY OF FOOD SERVED IN RESTAURANTS
% Tourists**

Table 9

Quality of Food Served in Restaurants	Very satisfied	Quite satisfied	Not Sure	Somewhat dissatisfied	Very dissatisfied
Patna	6	63	27	6	--
Pawapuri	4	79	12	5	--
Gaya	7	72	16	5	--
Sitamarhi	5	69	18	7	--
Muzzaffarpur	3	69	23	5	--
Raxaul	5	70	21	3	--
Darbhanga	2	73	22	4	--
Bhagalpur	7	53	38	2	--
Madhubani	4	70	20	7	--
Bodhgaya	14	56	26	4	--
Rajgir	3	61	31	5	1
Overall %	7	62	26	5	--

**TOURIST SATISFACTION ON
SOUVENIR SHOPS
% Tourists**

Table 10

Souvenir Shops	Very satisfied	Quite satisfied	Not Sure	Somewhat dissatisfied	Very dissatisfied
Patna	3	39	50	8	--
Pawapuri	3	26	56	16	--
Gaya	4	28	54	14	--
Sitamarhi	3	30	50	17	--
Muzzaffarpur	1	39	48	11	--
Raxaul	2	43	47	8	--
Darbhanga	1	42	49	9	--
Bhagalpur	2	36	56	5	1
Madhubani	1	36	47	16	1
Bodhgaya	7	43	40	9	1
Rajgir	3	39	47	11	--
<i>Overall %</i>	<i>4</i>	<i>39</i>	<i>47</i>	<i>9</i>	<i>--</i>

**TOURIST SATISFACTION ON
SHOPS OTHER THAN SOUVENIR ONES
% Tourists**

Table 11

Shops Other Than Souvenir Ones	Very satisfied	Quite satisfied	Not Sure	Somewhat dissatisfied	Very dissatisfied
Patna	5	58	29	8	--
Pawapuri	5	62	25	8	--
Gaya	7	60	24	9	--
Sitamarhi	6	56	24	13	1
Muzzaffarpur	3	65	24	10	--
Raxaul	3	62	26	9	1
Darbhanga	3	63	26	8	--
Bhagalpur	6	49	41	4	--
Madhubani	4	54	25	16	1
Bodhgaya	11	46	33	10	--
Rajgir	4	49	40	7	--
<i>Overall %</i>	<i>6</i>	<i>55</i>	<i>30</i>	<i>9</i>	<i>--</i>

**TOURIST SATISFACTION ON
PLACES OF ENTERTAINMENT**
% Tourists

Table 12

Places of Entertainment	Very satisfied	Quite satisfied	Not Sure	Somewhat dissatisfied	Very dissatisfied
Patna	6	44	40	9	--
Pawapuri	3	32	47	18	1
Gaya	9	28	41	21	--
Sitamarhi	9	29	42	21	--
Muzzaffarpur	5	40	35	19	1
Raxaul	5	49	35	10	1
Darbhanga	2	44	44	9	--
Bhagalpur	22	33	39	6	--
Madhubani	8	42	32	18	--
Bodhgaya	13	46	30	11	1
Rajgir	5	41	40	13	1
Overall %	9	42	37	12	--

TOURIST SATISFACTION ON OUTDOOR SPORTS % Tourists

Table 13

Outdoor Sports	Very satisfied	Quite satisfied	Not Sure	Somewhat dissatisfied	Very dissatisfied
Patna	5	53	35	7	1
Pawapuri	13	56	20	12	--
Gaya	20	49	20	11	--
Sitamarhi	4	54	25	17	--
Muzzaffarpur	7	58	25	10	--
Raxaul	15	56	24	5	--
Darbhanga	4	65	26	5	--
Bhagalpur	14	43	38	4	--
Madhubani	11	54	24	10	1
Bodhgaya	12	51	29	8	1
Rajgir	3	49	36	12	1
<i>Overall %</i>	<i>9</i>	<i>52</i>	<i>31</i>	<i>8</i>	<i>1</i>

**TOURIST SATISFACTION ON
INTERACTION WITH LOCAL PEOPLE
% Tourists**

Table 14

Interaction With Local People	Very satisfied	Quite satisfied	Not Sure	Somewhat dissatisfied	Very dissatisfied
Patna	4	44	27	25	--
Pawapuri	1	30	22	45	3
Gaya	6	27	20	45	1
Sitamarhi	8	37	21	35	--
Muzzaffarpur	4	41	22	32	1
Raxaul	6	46	18	29	1
Darbhanga	2	47	21	30	--
Bhagalpur	2	34	52	11	1
Madhubani	3	47	16	34	--
Bodhgaya	10	48	30	11	1
Rajgir	7	33	35	19	6
<i>Overall %</i>	<i>6</i>	<i>43</i>	<i>29</i>	<i>22</i>	<i>1</i>

**TOURIST SATISFACTION ON
UPKEEP OF TOURIST SITES**
% Tourists

Table 15

Upkeep Of Tourist Sites	Very satisfied	Quite satisfied	Not Sure	Somewhat dissatisfied	Very dissatisfied
Patna	7	61	25	7	1
Pawapuri	15	60	16	8	1
Gaya	16	67	14	3	--
Sitamarhi	9	70	14	7	--
Muzzaffarpur	7	67	22	5	1
Raxaul	17	54	26	4	--
Darbhanga	5	69	23	3	--
Bhagalpur	17	51	30	2	--
Madhubani	10	67	16	8	--
Bodhgaya	15	57	23	4	--
Rajgir	7	51	31	9	3
<i>Overall %</i>	<i>11</i>	<i>59</i>	<i>24</i>	<i>6</i>	<i>1</i>

TOURIST SATISFACTION ON SECURITY % Tourists

Table 16

Security	Very satisfied	Quite satisfied	Not Sure	Somewhat dissatisfied	Very dissatisfied
Patna	1	23	30	41	5
Pawapuri	2	13	16	63	6
Gaya	3	14	21	62	1
Sitamarhi	2	18	29	50	2
Muzzaffarpur	1	30	23	44	2
Raxaul	1	33	21	39	6
Darbhanga	1	32	24	42	1
Bhagalpur	2	15	53	21	9
Madhubani	1	32	24	41	2
Bodhgaya	5	32	34	26	4
Rajgir	1	18	25	44	12
<i>Overall %</i>	<i>2</i>	<i>26</i>	<i>31</i>	<i>37</i>	<i>5</i>

APPENDIX 2
Satisfaction with Service Elements
Domestic and Foreign Tourists

TOURIST SATISFACTION ON % Tourists with...

Table 1

Availability of Transportation	Very satisfied	Quite satisfied	Not Sure	Somewhat dissatisfied	Very dissatisfied
Domestic	4	46	17	31	3
Foreign	12	58	13	16	1
Overall %	5	48	19	25	3

Quality of Transportation	Very satisfied	Quite satisfied	Not Sure	Somewhat dissatisfied	Very dissatisfied
Domestic	13	62	20	5	-
Foreign	22	55	20	4	-
Overall %	12	62	20	5	-

Availability of Tourist Guide	Very satisfied	Quite satisfied	Not Sure	Somewhat dissatisfied	Very dissatisfied
Domestic	5	39	25	30	2
Foreign	13	42	24	20	1
Overall %	6	39	25	29	2

TOURIST SATISFACTION ON % Tourists with...

Table 2

Tourist Information Centers	Very satisfied	Quite satisfied	Not Sure	Somewhat dissatisfied	Very dissatisfied
Domestic	9	55	26	10	-
Foreign	16	50	28	6	-
Overall %	10	55	26	10	-

Availability of Good Quality Accommodation	Very satisfied	Quite satisfied	Not Sure	Somewhat dissatisfied	Very dissatisfied
Domestic	2	33	55	9	1
Foreign	10	40	43	6	1
Overall %	2	34	54	8	1

Accommodation Tariff	Very satisfied	Quite satisfied	Not Sure	Somewhat dissatisfied	Very dissatisfied
Domestic	7	54	29	10	-
Foreign	15	52	27	5	1
Overall %	7	54	29	9	-

TOURIST SATISFACTION ON % Tourists with...

Table 3

Public Convenience	Very satisfied	Quite satisfied	Not Sure	Somewhat dissatisfied	Very dissatisfied
Domestic	3	35	51	10	1
Foreign	12	39	39	10	1
Overall %	4	36	50	10	1

Availability of Eating Places	Very satisfied	Quite satisfied	Not Sure	Somewhat dissatisfied	Very dissatisfied
Domestic	10	59	25	7	-
Foreign	19	47	29	5	1
Overall %	10	57	25	7	-

Quality of Food Served in Restaurants	Very satisfied	Quite satisfied	Not Sure	Somewhat dissatisfied	Very dissatisfied
Domestic	6	66	23	10	-
Foreign	19	57	22	2	-
Overall %	7	65	23	6	-

TOURIST SATISFACTION ON % Tourists with...

Table 4

Souvenir Shops	Very satisfied	Quite satisfied	Not Sure	Somewhat dissatisfied	Very dissatisfied
Domestic	3	38	47	12	-
Foreign	7	44	41	8	1
Overall %	3	38	47	12	-

Shops Other Than Souvenir Ones	Very satisfied	Quite satisfied	Not Sure	Somewhat dissatisfied	Very dissatisfied
Domestic	6	57	27	10	-
Foreign	15	47	29	7	1
Overall %	7	56	27	10	-

Places of Entertainment	Very satisfied	Quite satisfied	Not Sure	Somewhat dissatisfied	Very dissatisfied
Domestic	8	40	36	15	-
Foreign	16	44	29	9	1
Overall %	9	41	36	15	-

TOURIST SATISFACTION ON % Tourists with...

Table 5

Outdoor Sports	Very satisfied	Quite satisfied	Not Sure	Somewhat dissatisfied	Very dissatisfied
Domestic	10	55	26	10	-
Foreign	15	53	24	7	1
Overall %	10	54	26	9	-

Interaction With Local People	Very satisfied	Quite satisfied	Not Sure	Somewhat dissatisfied	Very dissatisfied
Domestic	4	42	25	28	-
Foreign	12	42	29	16	2
Overall %	5	42	26	27	1

Upkeep Of Tourist Sites	Very satisfied	Quite satisfied	Not Sure	Somewhat dissatisfied	Very dissatisfied
Domestic	12	63	20	5	-
Foreign	21	58	19	3	-
Overall %	13	62	20	5	-

TOURIST SATISFACTION ON % Tourists with...

Table 6

Security	Very satisfied	Quite satisfied	Not Sure	Somewhat dissatisfied	Very dissatisfied
Domestic	2	28	29	40	2
Foreign	8	32	32	27	1
<i>Overall %</i>	<i>2</i>	<i>28</i>	<i>28</i>	<i>39</i>	<i>2</i>

ANNEXURE

Date: / /2005

Location: _____

MP/ TOURISM – Bihar Tourist Survey/ 1/ 2005

Good morning/ afternoon. I am ____ from Market Pulse, a reputed a market survey company. We are doing a survey on behalf on Ministry of Tourism. I would be grateful if you could spend a few minutes on this questionnaire. Thank you.

1. Survey Point (RECORD BY TICKING ONE OPTION)

[1] Railway Station [2] Airport [3] Bus Depot [4] Hotel [5] Tourist Site

Demographic Profile:

2. Name: _____ Telephone No. (With STD/ISD Codes) _____

3. Please tell me your age? ____Yrs

4. Record gender: [1] Male [2] Female

5. Are you? [1] Single [2] Married

6. When did you arrive here? Date: _____

7. When you are scheduled to depart? Date: _____

8. Number of days stayed for. (POST CODE [7 - 6]) _____

9. Which country do you belong to? _____

< IF RESPONDENT IS NOT INDIAN, THEN ASK Q. No. 10>

10. Is this your first visit to India? [1] Yes [2] No

<ASK ALL>

11. Are you an NRI? [1] Yes [2] No

<IF RESPONDENT IS AN INDIAN, THEN ASK Q. Nos. 12>

12. Which state of India do you belong to? _____

<IF RESPONDENT IS FROM BIHAR, THEN ASK Q. Nos. 13>

13. Do you live in this city? [1] Yes [2] No

<IF RESPONDENT IS NOT FROM BIHAR, THEN ASK Q. No. 14 & 15>

14. Have you traveled to Bihar before? [1] Yes [2] No

15. How have you traveled to Bihar? **READ OUT OPTIONS & TICK (SINGLE RESPONSE)**

[1] Train [2] Bus [3] Air flight [4] Personal Car [5] Taxi

<ASK ALL>

16. Have you traveled to this city before? [1] Yes [2] No

17. What is your occupation? **READ OUT OPTIONS & TICK (SINGLE RESPONSE)**

[1] Business/ Industrialist/ Petty Trader/ Shop Owner

[2] Self Employed Professional (Chartered Accountant, Cost Accountant, Doctor, Lawyer, Engineer, Consultant, Proprietor of a firm or institute)

[3] Government Service

[4] Private Service

[5] Student/ Researcher

- [6] Politician/ Leader [7] Agriculturist [8] Social Worker
 [9] Retired [10] Monk/ Priest [11] Housewife
 [12] If any other, please specify_____

18. What is your educational qualification? READ OUT OPTIONS & TICK (SINGLE RESPONSE)

- [1] Illiterate [2] Upto HSC / SSC [3] Higher Education (graduate & above)
 [4] Technical Education [5] If any other, please specify_____

**19. What is your approximate annual household income? (IN RUPEES)
 READ OUT OPTIONS & TICK (SINGLE RESPONSE)**

- [1] Less than 60,000 [2] 60,001 – 1,00,000 [3] 1,00,001 – 2,00,000
 [4] 2,00,001 – 5,00,000 [5] Above 5,00,000

20. How often do you travel? READ OUT OPTIONS & TICK (SINGLE RESPONSE)

- [1] Once a week or more often [2] Once a fortnight [3] Once a month
 [4] Once in 3 months [5] Once in 6 months [6] Once in a year
 [7] Less often

21. What was your main purpose of visit? READ OUT OPTIONS & TICK (MULTIPLE RESPONSE)

- [1] Business [2] Official Work [3] Conference
 [4] Employment [5] Education [6] Sports Meet
 [7] Pilgrimage (Buddhism) [8] Pilgrimage (others) [9] Historical tourism
 [10] Adventure tourism [11] Family/ Friends visit [12] Recreation/ leisure
 [13] Wildlife tourism [14] Health tourism [15] Sightseeing
 [16] Shopping [17] Transit [18] Social & Religious Function
 [19] If any other, please specify_____

22. Are you traveling...? READ OUT OPTIONS & TICK (SINGLE RESPONSE)

- [1] Alone [2] With Family [3] With Friends [4] With Family and Friend

<IF ANSWER TO Q. NO. 22 IS 2 OR 3 OR 4, THEN ASK Q. NO. 23, 24 AND 25 FROM THE HEAD OF GROUP>

23. How many people have traveled with you? _____

24. Are you a part of an organized group/ package tour? [1] Yes [2] No

25. Please give the information about sex and age of people, who have traveled with you? ASK & RECORD

Male	Age	Female	Age

26. How did you make your travel arrangement? READ OUT OPTIONS & TICK (MULTIPLE RESPONSE)

- [1] Self [2] Office / Employer [3] Travel Agent
 [4] Tour Operator [5] If any other, please specify_____

27. Where did you stay? READ OUT OPTIONS & TICK (MULTIPLE RESPONSE)

- | | |
|---|---|
| [1] 5 Star Hotel | [2] 4 Star Hotel |
| [3] 3 Star Hotel | [4] 2 Star Hotel |
| [5] 1 Star Hotel | [6] Non-star Hotel |
| [7] Private Guest House/ Inn | [8] State Government-owned/ managed hotel |
| [9] Government managed/ owned circuit house | [10] Dharamshala/ Sarai |
| [11] Monastery | [12] Gurudwara/ Temple |
| [13] Friends & Relatives | [14] Motel |
| [15] Youth/ YMCA Hostels | [16] If any other, please specify _____ |

28. Please tell us how much you are likely to spend here? Indian Rs/US \$ _____ CIRCLE CURRENCY

29. Which mode of payment did you use mostly? READ OUT OPTIONS & TICK (SINGLE RESPONSE)

- | | | |
|----------|-----------------|------------------------|
| [1] Cash | [2] Credit card | [3] Travelers' cheques |
|----------|-----------------|------------------------|

30. Please tell us, how much have you spent yesterday on.....?

READ OUT OPTIONS AND FILL THE AMOUNT (MULTIPLE RESPONSE)

S No.	Accommodations	Amount (Rs)
1	Hotels	
2	Private Guest Houses	
3	Tourist Guest Houses	
4	Govt. Guest Houses	
5	Dharamshala / Sarai	
6	Rented	
7	Relatives	
8	Any Other	
9	Total (Post Code)	

31. Please tell us, how much have you spent yesterday on.....?

READ OUT OPTIONS AND FILL THE AMOUNT (MULTIPLE RESPONSE)

S. No.	Food and Beverages	Amount (Rs)
1	Railway Station, Bus Stand, Train	
2	Hotels	
3	Private Guest Houses	
4	Tourist Guest Houses	
5	Govt. Guest Houses	
6	Dharamshala / Sarai	
7	Restaurants	
8	Cafeteria	
9	Snack Bars	
10	Lunch Counters	
11	Refreshment Stands	
12	Canteens	
13	Milk Bars	
14	Bars / Pubs and other drinking places	
15	Mela, Fairs, Picnic	
16	Any Other	
17	Total (Post Code)	

32. Please tell us, how much have you spent yesterday on.....?

READ OUT OPTIONS AND FILL THE AMOUNT (MULTIPLE RESPONSE)

S. No.	Products	Amount (Rs)
1	Tea and Coffee	
2	Cold Beverages and Fruit Juice	
3	Other Beverages	
4	Biscuits, Salted Refreshment, Prepared Sweets, Cakes, Pastry	
5	Pickle, Sauce, Jam, Jelly	
6	Other Processed food	
7	Total (Post Code)	

33. Please tell us, how much have you spent yesterday on.....?

READ OUT OPTIONS AND FILL THE AMOUNT (MULTIPLE RESPONSE)

S. No.	Alcohol Products	Amount (Rs)
1	Beer, Toddy, Liquor	
2	Other Intoxicants	
3	Total (Post Code)	

34. Please tell us, how much have you spent yesterday on.....?

READ OUT OPTIONS AND FILL THE AMOUNT (MULTIPLE RESPONSE)

S. No.	Tobacco Products	Amount (Rs)
1	Pan, Supari, Lime (<i>Chunna</i>), Katha	
2	Bidi, Cigarette, Tobacco	
3	Total (Post Code)	

35. Please tell us, how much have you spent yesterday on.....?

READ OUT OPTIONS AND FILL THE AMOUNT (MULTIPLE RESPONSE)

S. No.	Medicinal Products	Amount (Rs)
1	Medicines	
2	Other health related items	
3	Total (Post Code)	

36. Please tell us, how much have you spent yesterday on.....?

READ OUT OPTIONS AND FILL THE AMOUNT (MULTIPLE RESPONSE)

S. No.	Study Material	Amount (Rs)
1	Books, Magazines, Newspaper, Library	
2	Other Stationery	
3	Total (Post Code)	

37. Please tell us, how much have you spent yesterday on.....?

READ OUT OPTIONS AND FILL THE AMOUNT (MULTIPLE RESPONSE)

S. No.	Recreational and Entertainment	Amount (Rs)
1	Cinema, Night Clubs, Theaters	
2	Conferences and Conventions	
3	Other Amusements	
4	Total (Post Code)	

38. Please tell us, how much have you spent yesterday on.....?

READ OUT OPTIONS AND FILL THE AMOUNT (MULTIPLE RESPONSE)

S. No.	Textile Products	Amount (Rs)
1	Cloths (Dhoti, Sari, Shirt, Pajama, Ladies Suits etc)	
2	Chadar, Dupatta, Shawls, Lungi, Towel etc.	
3	Readymade garments	
4	Knitted Garments, Sweater, Pullover, Cardigan etc	
5	Bed sheet, Bed Cover, Blanket, Pillow, Quilts etc	
6	Knitting wool	
7	Any Other	
8	Total (Post Code)	

39. Please tell us, how much have you spent yesterday on.....?

READ OUT OPTIONS AND FILL THE AMOUNT (MULTIPLE RESPONSE)

S. No.	Durables Goods	Amount (Rs)
1	Suitcase, Trunk, Hand Bag, Other Travel Goods	
2	Spectacles, Pen, Lock, Umbrella	
3	Radio, Walkman, Torch, Batteries etc	
4	Camera, Audio Cassettes, Films etc	
5	Photography, Video Cassette	
6	Sports Items and Toys	
7	Any Other	
8	Total (Post Code)	

40. Please tell us, how much have you spent yesterday on.....?

READ OUT OPTIONS AND FILL THE AMOUNT (MULTIPLE RESPONSE)

S. No.	Footwear	Amount (Rs)
1	Leather	
2	Rubber	
3	Any Other	
4	Total (Post Code)	

41. Please tell us, how much have you spent yesterday on.....?

READ OUT OPTIONS AND FILL THE AMOUNT (MULTIPLE RESPONSE)

S. No.	Toiletries	Amount (Rs)
1	Toilet Soaps, Washing Soaps, Washing Powder	
2	Tooth Brush, Tooth Paste, Tooth Powder	
3	Body Talcum, Powder, Face Cream, Hair Oil	
4	Shaving Blades, Shaving Stick, Razor, Shaving Cream	
5	Any Other	
6	Total (Post Code)	

42. Please tell us, how much have you spent yesterday on.....?

READ OUT OPTIONS AND FILL THE AMOUNT (MULTIPLE RESPONSE)

S. No.	Gem and Jewellery	Amount (Rs)
1	Gem and Jewellery items	
2	Any Other	
3	Total (Post Code)	

43. Please tell us, how much have you spent yesterday on.....?

READ OUT OPTIONS AND FILL THE AMOUNT (MULTIPLE RESPONSE)

S. No.	Travel Services	Amount (Rs)
1	Travel Agents	
2	Tour Operators	
3	Tourist Guides	
4	Total (Post Code)	

44. Please tell us, how much have you spent yesterday on.....?

READ OUT OPTIONS AND FILL THE AMOUNT (MULTIPLE RESPONSE)

S. No.	Transport Equipment (Rental)	Amount (Rs)
1	Hired Taxi, Car, Jeep, Tractor	
2	Any Other	
3	Total (Post Code)	

45. Which of these eating-places did you eat in? **READ OUT OPTIONS & TICK (MULTIPLE CODES)**

- | | | |
|--------------------------|---|------------------------|
| [1] Restaurant | [2] Fast Food Outlets | [3] Cafeteria |
| [4] Dhaba | [5] Bars | [6] Mobile Van |
| [7] Food Kiosk | [8] Refreshment Stand | [9] Place of lodging |
| [10] Dharamshala/ Sarai | [11] Monastery | [12] Gurudwara/ Temple |
| [13] Friends & Relatives | [14] If any other, please specify _____ | |

46. On an overall basis, how satisfied or dissatisfied are you with your visit? **SHOW CARD No. 1**

- | | | |
|---------------------------|-----------------------|--------------|
| [5] Very satisfied | [4] Quite satisfied | [3] Not sure |
| [2] Somewhat dissatisfied | [1] Very dissatisfied | |

<IF ANSWER IN Q. NO. 47 IS 1 OR 2, THEN ASK Q. 48>

47. Please tell us the main reasons for your dissatisfaction? _____

48. How satisfied or dissatisfied are you on account of... **MENTION EACH PARAMETER? SHOW CARD No. 1**

<Use 5 point scale> [5] Very satisfied [4] Quite satisfied [3] Not sure [2] Somewhat dissatisfied [1] Very dissatisfied

- | | | | |
|--|-------|------------------------------------|-------|
| [1] Availability of Transportation | _____ | [2] Quality of transportation | _____ |
| [3] Availability of tourist guide | _____ | [4] Tourist information centers | _____ |
| [5] Availability of good quality accommodation | _____ | [6] Accommodation tariff | _____ |
| [7] Public convenience | _____ | [8] Availability of eating places | _____ |
| [9] Quality of food served in restaurants | _____ | [10] Souvenir Shops | _____ |
| [11] Shops other than souvenir ones | _____ | [12] Places of entertainment | _____ |
| [13] Outdoor sports | _____ | [14] Interaction with local people | _____ |
| [15] Upkeep of tourist sites | _____ | [16] Security | _____ |

49. Did you find your visit to Bihar better than or worse than or as per your expectations? **ASK & RECORD (SINGLE RESPONSE)**

- | | |
|----------------------------------|--------------------------------------|
| [4] Much better than expectation | [3] Somewhat better than expectation |
| [2] As per expectation | [1] Worse than expectation |

50. Which other places have you visited in Bihar? _____

Buddhist Sites

51. Which of these Buddhist sites in India are you aware of?
READ OUT OPTIONS & TICK (MULTIPLE RESPONSE)

- | | | | | |
|--------------------------------------|---------------------|----------------|----------------|-------------------|
| [1] Areraj | [2] Aurangabad | [3] Bodhgaya | [4] Guneri | [5] Kesaria |
| [6] Lauria | [7] Nalanda | [8] Rajgir | [9] Vaishali | [10] Vikramshilla |
| [11] Ajanta & Ellora | [12] Kalgaon | [13] Khandiri | [14] Kaushambi | |
| [15] Kushinagar | [16] Nagarjunakonda | [17] Ratnagiri | [18] Sanchi | |
| [19] Saravasti | [20] Sarnath | [21] Udaygiri | [22] Vidhisha | |
| [23] Any other, please specify _____ | | | | |

52. Which of these Buddhist sites have you visited?
READ OUT OPTIONS & TICK (MULTIPLE RESPONSE)

- | | | | | |
|--------------------------------------|---------------------|----------------|----------------|-------------------|
| [1] Areraj | [2] Aurangabad | [3] Bodhgaya | [4] Guneri | [5] Kesaria |
| [6] Lauria | [7] Nalanda | [8] Rajgir | [9] Vaishali | [10] Vikramshilla |
| [11] Ajanta & Ellora | [12] Kalgaon | [13] Khandiri | [14] Kaushambi | |
| [15] Kushinagar | [16] Nagarjunakonda | [17] Ratnagiri | [18] Sanchi | |
| [19] Saravasti | [20] Sarnath | [21] Udaygiri | [22] Vidhisha | |
| [23] Any other, please specify _____ | | | | |

< IF RESPONDENT HAS VISITED ANY BUDDHIST SITE IN Q. No. 52 THEN ASK Q. No. 53 TO Q. No. 55>

53. From where did you get information about these Buddhist places in India?
READ OUT OPTIONS & TICK (MULTIPLE RESPONSE)

- | | |
|---|---|
| [1] Indian Embassy in you country | [2] Indian tourism bureau in your country |
| [3] Indian tourism department in New Delhi | [4] Bihar tourism department |
| [5] Travel agents | [6] Internet |
| [7] Travel books/ guides/ magazines / newspaper | [8] Relatives/ friends |
| [9] If any other, please specify _____ | |

54. We want your opinion about the Buddhist sites, please tell us whether Buddhist sites in India
READ OUT OPTIONS & TICK (MULTIPLE RESPONSE)

- | | |
|--|---------------------------------|
| [1] Have great historical significance | [2] Have rich cultural heritage |
| [3] Have scenic beauty | [4] Are well maintained |
| [5] Are major tourist attractions | [6] Are famous in India |
| [7] Are famous in the world | [8] Are worth visiting |
| [9] Are easily accessible | |

55. On an overall basis, how satisfied or dissatisfied are you with your visit there? **SHOW CARD No. 1 (SINGLE RESPONSE)**

- | | | |
|---------------------------|-----------------------|--------------|
| [5] Very satisfied | [4] Quite satisfied | [3] Not sure |
| [2] Somewhat dissatisfied | [1] Very dissatisfied | |

<IF ANSWER IN Q. NO. 55 IS 1 OR 2, THEN ASK Q. NO. 56>(MULTIPLE RESPONSE)

56. Please tell us the main reasons for your dissatisfaction?

- | | | |
|--|---|-----------------------------|
| [1] Security Concern | [2] Restricted movement | [3] Accessibility |
| [4] Non-availability of guides at reasonable price | [5] Swindlers | [6] Local transport problem |
| [7] Accommodation problem | [8] Food problem | [9] Congestion / crowded |
| [10] Environment | [11] Lack of toilet facilities | [12] Discourteous behavior |
| [13] Communication problem | [14] Lack of ATM & Credit card facilities | |
| [15] If any other, please specify_____ | | |

<IF THE RESPONDENT HAS NOT VISITED BUDDHIST SITES IN Q. NO. 52, THEN ASK Q. NO. 57>
(MULTIPLE RESPONSE)

57. Please tell us the main reasons for not visiting the Buddhist sites?

- | | | |
|---------------------------------------|---------------------------------------|---------------------|
| [1] Not aware about them | [2] Budgetary constraints | [3] Time constraint |
| [4] Not interested | [5] Transport bottleneck | [6] Connectivity |
| [7] Security concern | [8] Non-availability of package tours | |
| [9] If any other, please specify_____ | | |

Other Tourist Destinations

58. Which other tourist destinations in India have you visited in the last 3 years?

59. Compared with the other places that you have visited, how would you rate your experience in Bihar?

ASK & RECORD (SINGLE RESPONSE)

- | | | | |
|-----------------|---------------------|----------|-----------|
| [4] Much better | [3] Somewhat better | [2] Same | [1] Worse |
|-----------------|---------------------|----------|-----------|

North-Eastern Indian states

60. Which of these north-eastern Indian states are you aware of?

READ OUT OPTIONS & TICK (MULTIPLE RESPONSE)

- | | | | |
|-----------------------|--------------|-------------|---------------|
| [1] Arunachal Pradesh | [2] Assam | [3] Manipur | [4] Meghalaya |
| [5] Mizoram | [6] Nagaland | [7] Tripura | [8] Sikkim. |

61. Which of these north-eastern Indian states have you visited?

READ OUT OPTIONS & TICK (MULTIPLE RESPONSE)

- | | | | |
|-----------------------|--------------|-------------|---------------|
| [1] Arunachal Pradesh | [2] Assam | [3] Manipur | [4] Meghalaya |
| [5] Mizoram | [6] Nagaland | [7] Tripura | [8] Sikkim. |

< IF RESPONDENT HAS VISITED ANY NORTH-EASTER STATE IN Q. No. 61 THEN ASK Q. No. 62 & Q. No. 63 >

62. We want your opinion about the north-eastern Indian states, please tell us whether north-eastern Indian states..... **READ OUT OPTIONS & TICK (MULTIPLE RESPONSE)**

- | | |
|--|---------------------------------|
| [1] Have great historical significance | [2] Have rich cultural heritage |
| [3] Have scenic beauty | [4] Are well maintained |
| [5] Are major tourist attractions | [6] Are famous in India |
| [7] Are famous in the world | [8] Are worth visiting |
| [9] Are easily accessible | |

63. On an overall basis, how satisfied or dissatisfied are you with your visit there? SHOW CARD No. 1 (SINGLE RESPONSE)

- | | | |
|---------------------------|-----------------------|--------------|
| [5] Very satisfied | [4] Quite satisfied | [3] Not sure |
| [2] Somewhat dissatisfied | [1] Very dissatisfied | |

<IF ANSWER IN Q. NO. 63 IS 1 OR 2, THEN ASK Q. NO. 64>(MULTIPLE RESPONSE)

64. Please tell us the main reasons for your dissatisfaction?

- | | | |
|--|---|-----------------------------|
| [1] Security Concern | [2] Restricted movement | [3] Accessibility |
| [4] Non-availability of guides at reasonable price | [5] Swindlers | [6] Local transport problem |
| [7] Accommodation problem | [8] Food problem | [9] Congestion / crowded |
| [10] Environment | [11] Lack of toilet facilities | [12] Discourteous behavior |
| [13] Communication problem | [14] Lack of ATM & Credit card facilities | |
| [15] If any other, please specify_____ | | |

<IF THE RESPONDENT HAS NOT VISITED BUDDHIST SITES IN Q. NO. 61, THEN ASK Q. NO. 65> (MULTIPLE RESPONSE)

65. Please tell us the reasons for not visiting the north-eastern Indian states?

- | | | |
|---------------------------------------|---------------------------------------|---------------------|
| [1] Not aware about them | [2] Budgetary constraints | [3] Time constraint |
| [4] Not interested | [5] Transport bottleneck | [6] Connectivity |
| [7] Security concern | [8] Non-availability of package tours | |
| [9] If any other, please specify_____ | | |

66. Expenditure occurred for this trip prior to entering this center/ town.

Only expenditure attributable to this trip should be recorded. The coverage will be from the starting point i.e. the point of origin (Delhi, Mumbai, Kolkata and Chennai) to this center i.e. the point of destination. In the case of foreign tourists, the starting point will be the point where the foreign tourist has set foot on the Indian soil.

How much have you spent on.....?

In Rs.

1) Accommodation Services

(Includes: Hotel, Private Guest House, Tourist Guest House, Dharamshala etc)

2) Food and Beverages Services

(Includes: Railway Station, Bus Stand, Train, Hostels, Private Guest House, Tourist Guest House, Government guest House, Dharamshala, Restaurants, Cafeteria, Snack Bars, Lunch Counters, Refreshment Counters, Canteens, Milk Bars, Bars & other drinking places, Mela, Fair, Picnic and Others)

3) Transport Equipment Rental (Hired Taxi/ Car/ Jeep / Tractor etc)

4) Travel Agencies and similar

(Includes: Travel agents, Tour Operators, tourist Guides)

5) Other recreational and entertainment services

(Includes: Cinema, Night Clubs, Theatres, Conferences and Conference, Others Amusement)

6) Clothing and Garments

(Includes: Cloths (dhoti, sari, shirt, pajama, ladies suits etc.), chadar, dupatta, shawl, lungi, Towel etc., ready made garments, knitted garments, sweater, pullover, cardigan etc., bed sheet, bed cover, blanket, quilts etc., knitting wool , others)

7) Processed Foods

(Includes: Tea and coffee, cold beverages and fruit juice, other beverages, biscuits, salted refreshments, sweets, cakes, pastry, pickle, sauce, jam, jelly, etc., other processed foods)

8) Tobacco Products

(Includes: Pan, Supari, Lime, katha, Bidi, cigarette, tobacco etc.)

9) Alcohol Products

(Includes: Beer, toddy, liquor, other intoxicants etc.)

10) Durable Goods

(Includes: Suitcase, trunk, handbag, other travel goods, spectacles, pen, lock, umbrella, radio, walkman, torch, batteries etc., camera, cassettes, films etc., photography, video cassettes, sports items, toys and other items)

11) Footwear

(Includes: Leather footwear, rubber footwear, others)

12) Toiletries

(Includes: Toilet soap, washing soap, washing powder, hair oil etc., tooth brush, tooth paste, tooth powder, body talc, face cream, shaving blades, shaving stick, razor, shaving cream, other toiletries)

13) Gem and Jewellery

(Includes: Gem and Jewellery)

14) Medicines and Health related items

(Includes: Medicines and Health related items)

15) Printing and publishing

(Includes: Books, magazines, newspapers, library and other stationary)

16) Passenger transport services

(Includes: Transport by railway, transport by bus service, transport by other motor vehicle, transport by hackney carriage, bullock carts, ekkas etc., transport by animals, transport by man – rickshaw and cart puller, push carts, palki, doli etc., own transport – two wheeler, auto rickshaw, car, jeep, bus, tractor and others, animals, rickshaw, ship/ boat, air etc.)

Suggestions

Ask all

67. How can the tourist services at the destinations, that you visited, can be improved?

Investigator's Name:

Signature:

Date:

Supervisor's Name:

Signature:

Date:

Date: _____

MP/ TOURISM – Bihar Accommodation Survey/ 1/ 2005

Good morning/ afternoon. I am _____ from Market Pulse, a reputed a market survey company. We are doing a survey on behalf on Ministry of Tourism. I would be grateful if you could spend a few minutes on this questionnaire.

0. Name of accommodation: _____

Address: _____

Town: _____ **Telephone:** _____

1. Type of accommodation RECORD BY TICKING (SINGLE CODE)

- | | |
|---|------------------------|
| [1] Star Hotel | [2] Non-star Hotel |
| [3] Guest House/ Inn / Rest Houses / Tourist Bungalows | [4] Youth/ YMCA Hostel |
| [5] Dharamshala / Monastery / Sarai/ Gurudwara / Temple | [6] Dormitory |
| [7] Youth/ YMCA Hostel | [8] Motel |
| [9] Day visitor | |
| [10] If any other, please specify _____ | |

<Q. No. 2 HAS TO BE ASKED ONLY FROM HOTELS>

2. Does your hotel belong to any group / chain of hotels?

- [1] Yes Please specify _____ [2] No

3. In which year it was established? Date: _____

4. Ownership RECORD BY TICKING (SINGLE CODE)

- | | | |
|---------------------------------|----------------------|-------------------------------|
| [1] Central Government | [2] State Government | [3] Private Limited |
| [4] Proprietorship/ Partnership | [5] Public Limited | [6] Public Sector Undertaking |
| [7] Charitable Trust/ Society | | |

5. Membership RECORD BY TICKING (MULTIPLE CODE)

- [1] Local hotel association [2] Regional hotel association [3] FHRAI
[4] If any other, please specify _____ [5] None

Rooms:

6. Please furnish the details of the following:

S. No.	Type of Room	Number	Number of beds
1	Single AC		
2	Double AC		
3	Suits AC		
4	Single Non AC		
5	Double Non AC		
6	Suits Non AC		
7	Dormitory / Hall		
8	Total		

7. Facilities for customers: **RECORD BY TICKING (MULTIPLE CODE)**

- | | | |
|----------------------------------|---------------------|------------------------------|
| [1] Room TV | [2] Cable TV | [3] Locker |
| [4] Credit Card payment facility | [5] Laundry | [6] Room service |
| [7] Telephone – STD/ ISD | [8] Massage/ spa | [9] Health Club |
| [10] Swimming pool | [11] Hot Water | [12] Car rental/ travel desk |
| [13] Elevator/ lift | [14] Any other_____ | |

8. Infrastructure of hotel: **RECORD BY TICKING (MULTIPLE CODE)**

S. No.	Infrastructure	With AC		Without AC	
		Number	Seating Capacity	Number	Seating Capacity
1	Restaurant				
2	Bars				
3	Discotheque				
4	Banquet Hall				
5	Conference Hall				
6	Health Club				
7	Massage Centre				
8	Beauty Parlor				
9	Business Centre				
10	Shops within premises				
11	Any Other				

9.1 Number of room days occupied in the last month: _____ 9.2 Occupancy % _____
(To be computed as sum of number of days that each customer has stayed for)

10.1 Total number of customers _____

10.2 Total number of domestic customers _____

10.3 Total number of room days for domestic customers _____

10.4 Total number of foreign customers _____

10.5 Total number of room days for foreign customers _____

11. Number of visitors who stayed for: **(Domestic Customer)**

[1] One-day _____ [2] 2 – 3 days _____ [3] 4 – 5 days _____

[4] 6 – 10 days _____ [5] 11 – 15 days _____ [6] 16 – 30 days _____

[7] More than 30 days _____

11.1 Number of visitors who stayed for: **(Foreign Customer)**

[1] One-day _____ [2] 2 – 3 days _____ [3] 4 – 5 days _____

[4] 6 – 10 days _____ [5] 11 – 15 days _____ [6] 16 – 30 days _____

[7] More than 30 days _____

12. Visitors from:

- [1] Within India _____ [2] NRIs _____
- [3] North America (USA, Canada, Mexico, Cuba...) _____
- [4] South America (Brazil, Argentina, Chile, Guyana, Peru...) _____
- [5] Europe (U.K, France, Spain, Italy, Germany...) _____
- [6] Africa (Egypt, Libya, Algeria, South Africa, Nigeria...) _____
- [7] Asia (China, Korea, Japan, Philippines...) _____
- [8] Middle East / Arab Countries (Iran, UAE, Yemen, Oman...) _____
- [9] South East Asian Countries (Thailand, Malaysia, Indonesia...) _____
- [10] Australia / New Zealand _____
- [11] If any other countries, please specify _____

13. Total number of employees: _____ (permanent & temporary)

Departments	Number of permanent employees	Number of casual or temporary employees
Management Team		
Front Office		
F & B (Service)		
F & B (Kitchen)		
House Keeping		
Accounts		
EDP		
Security		
Sales & Marketing		
Purchase & Stores		
Human Resource		
Public Relation		
Engineering		
Telephone		
Health Club		
Laundry		
Other departments		
Total		

14. Number of people working in the age group of:

18 – 25yrs	26 – 30yrs	31 – 40yrs	41 – 50yrs	>50yrs

15. What was your approximate turnover for the last month? _____

Investigator's Name:

Signature:

Date:

Supervisor's Name:

Signature:

Date:

Date: _____

MP/ TOURISM – Bihar Restaurant Survey/ 1/ 2005

Good morning/ afternoon. I am _____ from Market Pulse, a reputed a market survey company. We are doing a survey on behalf on Ministry of Tourism. I would be grateful if you could spend a few minutes on this questionnaire.

1. Type of Organization: (OBSERVE & RECORD)

- | | | |
|----------------|-----------------------|--|
| [1] Restaurant | [2] Fast Food Outlets | [3] Cafeteria |
| [4] Dhaba | [5] Bars | [6] Mobile Van |
| [7] Food Kiosk | [8] Refreshment Stand | [9] If any other, please specify _____ |

2. Name of the Contact Person: _____

3. Name of Outlet: _____

4. Address: _____

5. City: _____ **Telephone:** _____

6. Ownership: (ASK & RECORD)

- | | | |
|---------------------------------|----------------------|--|
| [1] Central Government | [2] State government | [3] Private Limited |
| [4] Proprietorship/ Partnership | [5] Public Limited | [6] If any other, please specify _____ |

7. In which year it was established? Year: _____

8. Membership:

- | | | |
|--|-------------------------------------|-----------|
| [1] Local restaurant association | [2] Regional restaurant association | [3] FHRAI |
| [4] If any other, please specify _____ | | [5] None |

9. Total number of Chairs: _____

10. Total number of employees: _____ **(permanent & temporary)**

Departments	Number of Permanent employees	Number of casual or temporary employees
Management		
Kitchen		
Service		
Accounts		
Purchase		
Store		
Security		
Maintenance		
Delivery		
Total		

11. Number of people working in the age group of:

18 – 25yrs	26 – 30yrs	31 – 40yrs	41 – 50yrs	>50yrs

12. Last month, what was your approximate sales turnover? Rs _____

13. Last month, what was the percentage earnings from the tourists? _____%

Interviewed by: _____ Scrutinized by: _____

Date: _____

MP/ TOURISM – Bihar Tour & Travel Operators Survey/ 1/ 2005

Good morning/ afternoon. I am _____ from Market Pulse, a reputed a market survey company. We are doing a survey on behalf on Ministry of Tourism. I would be grateful if you could spend a few minutes on this questionnaire.

1. Type of Organization: (OBSERVE & RECORD)

- [1] Travel Agency [2] Tour Operator [3] Adventure Tour Operator
[4] Tourist Transport Operator [5] Transporter [6] If any other, please specify _____

2. Name of the Contact Person: _____

3. Name of the Company: _____

4. Address: _____

5. City: _____ **Telephone No.:** _____

6. Ownership: (ASK & RECORD)

- [1] Central Government [2] State Government [3] Private Limited
[4] Proprietorship/ Partnership [5] Public Limited [6] If any other, please specify _____

7. In which year it was established? **Year:** _____

8. Membership:

- [1] TAAI [2] IATO [3] ATOA [4] ITTA [5] IATA
[6] Local Association [7] Regional Association [8] If any other, please specify _____
[8] None

9. Total number of employees: _____ **(permanent & temporary)**

Departments	Number of Permanent employees	Number of casual or temporary employees
Administration		
Ticketing		
Foreign Exchange		
Accounts		
Tours		
Sales and Marketing		
Total		

10. Number of people working in the age group of:

18 – 25yrs	26 – 30yrs	31 – 40yrs	41 – 50yrs	>50yrs

11. Last month, what was your approximate sales turnover? Rs. _____

Interviewed by: _____ Scrutinized by: _____

Date: _____

MP/ TOURISM – Bihar Souvenir & Handicraft Shops Survey/ 1/ 2005

Good morning/ afternoon. I am _____ from Market Pulse, a reputed a market survey company. We are doing a survey on behalf on Ministry of Tourism. I would be grateful if you could spend a few minutes on this questionnaire.

1. Type of Organization: (OBSERVE & RECORD)

[1] Shop [2] Emporium [3] If any other, please specify _____

2. Name of the Contact Person: _____

3. Name of Company: _____

4. Address: _____

5. City: _____ **Telephone:** _____

6. Ownership: (ASK & RECORD)

[1] Central Government [2] State Government [3] Private Limited
[4] Proprietorship/ Partnership [5] Public Limited [6] In any other, please specify _____

7. In which year it was established? **Year:** _____

8. Total number of employees: _____ **(permanent & temporary)**

Departments	Number of Permanent employees	Number of casual or temporary employees
Total		

9. Number of people working in the age group of:

18 – 25yrs	26 – 30yrs	31 – 40yrs	41 – 50yrs	>50yrs

10. Last month, what was your approximate sales turnover? Rs. _____

11. Last month, what was the percentage earnings from the tourists? _____

Interviewed by: _____ **Scrutinized by:** _____

Date: / /2005

Location: _____

MP/ TOURISM – Bihar Day Tourist Expenditure Survey/ 1/ 2005

Good morning/ afternoon. I am ____ from Market Pulse, a reputed a market survey company. We are doing a survey on behalf on Ministry of Tourism. I would be grateful if you could spend a few minutes on this questionnaire. Thank you.

1. Survey Point (RECORD BY TICKING ONE OPTION)

[1] Railway Station

[2] Bus Depot

[3] Airport

**2. Please tell me, did you come to this city today? <ASK FROM DEPARTING TOURIST>
(USE TICK MARK)**

[1] Yes

[2] No

<IF THE ANSWER TO THE QUES. 1 IS “YES” THEN ASK QUES. 3ELSE SKIP>

3. Could you please tell me that how much have you spent on.....?

S No.	Expenditure Heads	Amount (Rs)
1	Accommodations	
2	Food and Beverages	
3	Tea and Coffee	
4	Alcohol Products	
5	Tobacco Products	
6	Medicinal Products	
7	Study Material & Stationary	
8	Recreational and Entertainment	
9	Textile Products	
10	Durables Goods	
11	Footwear	
12	Toiletries	
13	Gem and Jewellery	
14	Travel Services	
15	Transport Equipment (Rental)	
16	Transport	
	Total	

SNO	HOTEL NAME	ADDRESS	CITY	PHONE	TYPE ACCOMMODATON UNIT (CODE)	OWNERSHIP	NO.OF ROOM	TOTAL EMPLOYMENT
1	YATRI KENDRA	MAIN ROAD	ARERAJ		6	4	4	3
2	RAMESHWAN REST HOUSE	STATION ROAD, SULTANGANJ	BHAGALPUR		6	4	10	3
3	KARMAN LAL MAHIB	STATION ROAD, SULTANGANJ	BHAGALPUR		10	4	80	2
4	JAISHWAL REST HOUSE	UPER BAZAR ROAD, SULTANGANJ	BHAGALPUR	2492112	7	4	11	2
5	VISHNU PLACE	NEW SIDHI GHAT, SULTANGANJ	BHAGALPUR		7	4	8	2
6	INDRAPURI REST HOUSE	CHITRA CINEMA ROAD, SULTANGANJ	BHAGALPUR	9451292949	7	4	10	2
7	SHANKAR REST HOUSE	STATION ROAD, SULTANGANJ	BHAGALPUR	2492015	7	4	4	3
8	HOTEL MAHAVIR	STATION ROAD	BHAGALPUR	2408519	6	4	10	5
9	AITHI PALACE	TILKAMNUJI	BHAGALPUR	2400741	6	4	15	17
10	HOTEL PANCHWATI	M.C.ROAD	BHAGALPUR	2420494	6	4	29	22
11	HOTEL SADBHAWNA	ANAND CHIKETSHALYA ROAD	BHAGALPUR	2302774	6	4	16	15
12	RAJHANS INTERNATIONAL HOTEL	KACHAHARI CHOWK M.G.ROAD	BHAGALPUR	2400432/2400916	6	4	25	30
13	NIHAR HOTEL	SHIVA MARKET	BHAGALPUR	2400516/2400330	6	4	23	20
14	VINEET HOTEL	GURUDWARA ROAD	BHAGALPUR	2420266	6	4	22	9
15	NIRMALA HOTEL	LOHAPATI SUJAGANJ CHOWK	BHAGALPUR	2420568	6	4	25	7
16	SANAN HOTEL	STATION CHOWK	BHAGALPUR	2423248	6	4	26	6
17	SRI CHAMPAPUR DIGAMBAR JAIN S	JAIN MANDIR ROAD NATHNAGAR	BHAGALPUR	2500522	10	8	80	12
18	SRI JAN SHWETAMEER	BHAGWAN MAHAVR PATH	BHAGALPUR	2408687	10	8	10	23
19	SRI BHUDHASMAL DHAMDHYA NAY	M.P.O ROAD	BHAGALPUR	2422447	10	8	30	5
20	SRI JAIN DIGAMBER MADIR	MPO ROAD	BHAGALPUR	2427875	10	8	20	3
21	HOTEL SABA	GURUDWARA ROAD	BHAGALPUR		6	4	21	3
22	TARMAL DILSHUK RAI TRUST	LEHARI TOLA	BHAGALPUR	2500241	10	8	18	3
23	SRI CHAMPAPUR DIGABARJAIN	NATH NAGAR	BHAGALPUR	2500241	10	4	29	21
24	SITAL REST HOUSE	MPO ROAD	BHAGALPUR	2422838	6	4	356	3
25	HOTEL ALKA	MPO ROAD	BHAGALPUR	2421331	6	4	25	3
26	MAHARAJA	MPO ROAD	BHAGALPUR	2422733	6	4	24	5
27	MANOJ HOTEL	MPO ROAD	BHAGALPUR	2421587	6	4	27	3
28	JAIN SWETOMBER SOCIETY	CHAMPA PURI	BHAGALPUR	2500205	10	8	40	3
29	GURU SINGH SAVA	BHAGALPUR	BHAGALPUR		12	8	3	2
30	MAA TARA REST HOUSE	TARAPUR ROAD, SULTANJGANJ	BHAGALPUR	2493606	7	4	4	2
31	SARAWANI REST HOUSE	TARAPUR ROAD, SULTANGANJ	BHAGALPUR		7	4	5	1
32	ARVIN'S ASHRAY	SULTANGANJ	BHAGALPUR		7	3		
33	DURGA TENT HOUSE	SULTANGANJ	BHAGALPUR		7	3	12	
34	TAJ GUEST HOUSE	PUCHHAH ROAD	BODHGAYA	220516	7	4	12	1
35	CHAKMA TRUST	MAIN TEMPLE ROAD	BODHGAYA	2200288	11	8	6	4
36	HOTEL URUVELA INT	NR.JAPAN TEMPLE	BODHGAYA	2200235	6	4	34	34
37	HOTEL BUDDHA INT	BODHGAYA	BODHGAYA	2200506	6	4	31	22
38	RAN'S GUEST HOUSE	SIDDHARTHA NAGAR	BODHGAYA	2200644	7	4	8	4
39	ARYAN GUEST HOUSE	SIDDHARTHA NAGAR	BODHGAYA	9835410650	7	4	6	4
40	TAMMY BUDDHST CENTER	NR.TEMPLE ROAD	BODHGAYA	2200802	11	4	6	5
41	NIGAMA MULAM CHIGO TRUST	MAIN ROAD	BODHGAYA	22006690	11	8	165	7
42	SHEETAL GUEST HOUSE	PACHHATI	BODHGAYA		7	4	12	2
43	HOTEL SHIVA	NEAR MAINTEMPLE	BODHGAYA	2200425	6	4	3	6
44	SHANTI SHEKYA	PACHATI	BODHGAYA		7	4	34	4
45	SUJATA VIHAR	BODH GAYA	BODHGAYA	220455	6	5	23	8
46	RAINBOW GUEST HOUSE	PACHATI	BODHGAYA	9431280810	7	4	22	2
47	DEEP GUEST HOUSE	PACHATI	BODHGAYA	2200463	7	4	18	4
48	CONTICA HOTEL	PACHHATI	BODHGAYA	2200483	6	4	12	2
49	HOTEL ROYAL RESIDENCY	DUMUHAN ROAD	BODHGAYA	2200124	3	3	64	100
50	HOTEL PRINCE	BIRLA NEAR MAHABODHI SOCIETY	BODHGAYA	2200380	6	4	24	14
51	GREAT HOLY LAND MONASTERY	MONASTERY ROAD, MASTIPUR	BODHGAYA	2200671	11	8	4	6
52	BABA ASHRAM	SIDDARTHA NAGAR	BODHGAYA		7	4	11	2
53	KIRTI GUEST HOUSE		BODHGAYA	2200744	7	8	26	6
54	BIRLA DHARMASHALA	MAIN TEMPLE ROAD	BODHGAYA	2200794	10	8	20	2
55	ASIAN BUDDIST CULTURAL CENTRE	80 FEET STATUE ROAD	BODHGAYA	2200478	11	8	3	3
56	SHANTI BUDHA GUEST HOUSE	UPENDER SINGH MANDIR MARG	BODHGAYA	2200519	7	4	22	5
57	OM GUEST HOUSE	MAIN TEMPLE ROAD	BODHGAYA	2201125	7	4	10	2
58	ANKUL GUEST HOUSE	NEW TEMPLE MARG.	BODHGAYA	2201915	7	4	10	3
59	LAXMI GUEST HOUSE	SIDDARTHA NAGAR	BODHGAYA	2200110	7	4	18	2
60	WELCOM GUEST HOUSE	MAIN TEMPLE ROAD	BODHGAYA	2200377	7	4	11	3
61	HOTEL SHASHI INTERNATIONAL		BODHGAYA	2200459	6	4	20	12
62	HOTEL JEEVAK INTERNATIONAL	BIRLA ROAD	BODHGAYA	400039	6	4	30	15
63	HOTEL TATHAGAI INTERNATIONAL	NEAR MAHABODDHI TEMPLE	BODHGAYA	2200106	6	4	33	17
64	LOTUS NIKKO HOTEL	NEAR MUSEUM	BODHGAYA	2200700	6	4	37	28
65	SANGHAMITRA GUEST HOUSE	NEAR MEDICIAN CENTRE	BODHGAYA	2200100	7	4	21	3
66	BODH GAYA GUEST HOUSE		BODHGAYA	2200101	7	4	15	1
67	PUJA GUEST HOUSE	NEAR JAPANESE TEMPLE	BODHGAYA	9431280824	7	4	65	6
68	EUROP ASIAN CENTRE	SIDDARTHA NAGAR	BODHGAYA	201016	11	8	8	3
69	RAHUL BUDHA GUEST HOUSE	MANDIR MARG	BODHGAYA	2200536	7	4	9	3
70	HOTEL MAHAMAYA	MAIN TEMPLE	BODHGAYA	2200221	6	8	59	33
71	HOTEL EMBASSY	MAIN TEMPLE ROAD	BODHGAYA	2200799	6	4	50	12
72	HOTEL TUSHITA	MAIN TEMPLE ROAD	BODHGAYA	2200760	6	4	8	4
73	BUTT SINGH PUBLIC	MASTIPUR	BODHGAYA	2200083	11	8	7	3
74	SIKKIM TEMPLE GUEST HOUSE	80 FEET ROAD	BODHGAYA	2201130	8	5	18	6
75	PENORIN POCHE TRUST	80 FEET ROAD	BODHGAYA	2200021	11	8	6	4
76	INTERNATIONAL MEDITATION CENTRE		BODHGAYA	2200707	11	8	16	4
77	HOTEL LUMBINI INTERNATIONAL	GREATER BUDDHA STATUE ROAD	BODHGAYA	2200361	6	4	16	19
78	HOTEL TAJ DARBAR	BODHGAYA	BODHGAYA	2201178	6	4	20	23
79	HOTEL TAKYO PVT LTD	BODHGAYA	BODHGAYA	22001141	6	4	30	19
80	NIRANJANA HOTEL		BODHGAYA	2200475	6	4	18	10
81	SIDDARTHA VIHAR	BODH GAYA	BODHGAYA	2200455	6	2	13	8
82	BUDESHA VIHAR	BODH GAYA	BODHGAYA	2200455	6	2	10	8
83	HOTEL SUJATA	80 FEET BODHA TEMPLE	BODHGAYA	2200481	6	4	45	46
84	PAKKA GREEN	PACHHATI	BODHGAYA	2200342	7	4	5	
85	AMAR HOTEL	BODH GAYA	BODHGAYA		6	3	18	2
86	AMRAPALI GUEST HOUSE	OPP PARK GATE MAIN TEMPLE ROAD	BODHGAYA	2201936	6	4	9	3
87	HOTEL P & P INTER NATIONAL	HOSPITAL ROAD, BENTA CHOWK, L	DARBHANGA	255071	6	4	11	9
88	HOTEL SRI DURGA	BAKAR GANJ LAHERIA SARAI	DARBHANGA	240602	6	4	20	14
89	HOTEL BASERA	TOWER CHOWK,	DARBHANGA	222371	6	4	23	17
90	HOTEL GAUTAM	MIRJAPUR CHOWK	DARBHANGA	222852	6	4	27	8

91	SRI GURUNANAK SINGH	MIRJAPUR CHOWK	DARBHANGA		12	8	2	2
92	VAIBHAV LAXMI REST HOUSE	STATION ROAD,MIRJAPUR	DARBHANGA	222363	7	4	24	6
93	HOTEL SHIVAM	TOWER CHOWK	DARBHANGA	251481	6	4	13	3
94	CHANAKYA REST HOUSE	TOWER CHOWK	DARBHANGA	230594	7	4	10	3
95	HOTEL ASHOKA	TOWER CHOWK	DARBHANGA	222388	6	4	12	4
96	NATH BABA DHARAMSALA	RAM CHOWK	DARBHANGA		10	8	7	2
97	YAMUNA REST HOUSE	HOSPITAL ROAD, LAHERIA SARAI	DARBHANGA		7	4	18	3
98	NALANDA REST HOUSE	HOSPITAL ROAD , LAHERIA SARAI	DARBHANGA		7	4	20	3
99	SINDHI GURUDWARA	BHANDAR CHOWK,	DARBHANGA	222860	12	8	6	3
100	THAN MAL CHUNNI LAL	GUDRI BARI BAZAR SABZI MANDI	DARBHANGA		10	8	18	3
101	HOTEL MAMTA	MIRJAPUR CHOWK	DARBHANGA	225193	6	4	16	3
102	HOTEL PRINCE	VIP ROAD, BALBHADRAPUR LAHERIA	DARBHANGA	242596	6	4	14	5
103	KUMAR REST HOUSE	HOSPITAL ROAD LAHERIASARAI	DARBHANGA		7	4	6	2
104	JAI REST HOUSE	HOSPITAL ROAD LAHERIASARAI	DARBHANGA	234100	7	4	5	2
105	HOTEL ANAMIKA	BENTA CHOWK LAHERIA SARAI	DARBHANGA	255054	6	4	17	4
106	SURYA REST HOUSE	BENTA CHOWK LAHERIA SARAI	DARBHANGA	233147	7	4	49	10
107	SHEELA REST HOUSE	BENTA CHOWK LAHERIA SARAI	DARBHANGA	225104	7	4	3	2
108	MAN SAROVER HOTEL	TOWER CHOWK LAHERIA SARAI	DARBHANGA	244495	6	4	6	2
109	HOTEL HAPPY HOME	TOWER CHOWK LAHERIA SARAI	DARBHANGA	240371	6	4	10	2
110	DREAM LAND REST HOUSE	BAKER GANJ LAHERIASHRAI	DARBHANGA	242040	7	4	10	3
111	SHAKTI REST HOUSE	HOSPITAL ROAD LAHETIASARAI	DARBHANGA		7	4	7	2
112	HOTEL SALUJA	STATION ROAD	GAYA	2436243	6	4	18	7
113	AGRASEN DHARMSALA	KIRANI GHAT	GAYA	2228770	10	8	11	2
114	CHANDAN GUEST HOUSE	TEKARI ROAD	GAYA	2221579	7	4	133	3
115	HOTEL ANAMIKA	LAHEVIA TOTA	GAYA	2422085	6	4	13	3
116	HOTEL NEW VEEZ	GANDHI CHOWK	GAYA	2420395	6	4	13	7
117	NEW ANAND HOTEL AND RESTURANT	STATION ROAD	GAYA	2229252	6	4	12	7
118	HOTEL MUSKAN	STATION ROAD	GAYA		6	4	5	2
119	HOTEL BUDHHA VIHAR	STATION ROAD	GAYA		6	4	4	3
120	SURYA HOTEL	DAK BUNGALOW ROAD	GAYA	2224004	6	4	14	5
121	YATRI NIWASH	CHURCH ROAD	GAYA		7	4	1	2
122	KIRPAL GUEST HOUSE	K.P. ROAD	GAYA	2420593	7	4	210	3
123	GULRAJ RAMVILASH	K.P. ROAD	GAYA		10	8	34	3
124	GAYA REST HOUSE	G.B.ROAD	GAYA		7	4	1	3
125	SAMRAT HOTEL	S.P ROAD	GAYA	2420776	6	5	9	3
126	TOURIST HOTEL ASHOKA	ANURAG PURS COLONY	GAYA	2421607	6	4	34	3
127	NEELKAMAL HOTEL	LAL KOTHI COMPOUND, CIVIL LINES	GAYA	0631-2435617	6	4	8	5
128	LUCKNOW BHAWAN	SHAMSAN ROAD, VISHNUPAD	GAYA	2424742	10	8	6	2
129	ASSAM BHAWAN	SAMSHAN ROAD VISHNUPAD	GAYA	2436030	10	8	12	2
130	RAJASHTAN BHAWAN	VISHNU PAD	GAYA	2429745	10	5	14	5
131	SRI RAMSWER LAL	VISHNU PAD	GAYA		10	8	15	5
132	GANGA VISHNU BHAWAN	VISHNU PAD	GAYA	2496796	10	8	4	2
133	BANGALI ASHRAM	SHAMSHA ROAD,VISHNU PAD	GAYA	2421117	10	8	42	3
134	SRI SRI BHOLA GIRI ASHRAM	VISHNU PAD	GAYA	2434268	10	8	6	2
135	VISHNU BHAWAN	VISHNU PAD	GAYA	2420800	8	8	4	50
136	AHILYA BYE GUEST HOUSE	VISHNU PAD	GAYA	2420800	8	5	6	50
137	AJIT REST HOUSE	STATION ROAD	GAYA	2420198	7	4	11	5
138	SIDDHARTHA HOTEL	STATION ROAD	GAYA		6	4	7	2
139	SHAKUN	STATION ROAD	GAYA	2421326	6	4	14	4
140	ROXY HOTEL	STATION ROAD	GAYA	2229208	6	4	12	6
141	VASUNDHARA HOTEL	ANITHA MARKET, 83 TEKARI ROAD	GAYA	2432387	6	4	14	3
142	PANKAJ HOTEL	TEKARAJ ROAD	GAYA	2222484	6	4	12	4
143	RAJASTHAN HOTEL	TEKRAJ ROAD	GAYA	2429745	6	4	14	3
144	PUNJAB REST HOUSE	STATION ROAD	GAYA	2229184	7	4	14	7
145	SHANTI REST HOUSE	STATION ROAD	GAYA		7	4	13	5
146	VISHNU REST HOUSE	STATION ROAD	GAYA	243598	7	4	22	5
147	GAUTAM HOTEL	STATION ROAD	GAYA	2431863	6	4	17	14
148	SIDHARTHA HOTEL	STATION ROAD	GAYA		6	4	54	21
149	CLASSIC HOTEL	STATION ROAD	GAYA		6	4	13	1
150	HOTEL BUDDA VIHAR	LAKSHAN SAHAY LANE	GAYA		6	4	20	12
151	JAIN BHAWAN DHARMASHALA	M.AHADEV GHAT	GAYA	2433555	8	8	31	4
152	VEEZ HOTEL	K.P ROAD, GANDHI CHOWK	GAYA	9431279894	6	4	18	7
153	ARYA NIWAS	TEKARI ROAD	GAYA	2221579	6	4	24	4
154	AJAT STRU	STATION ROAD	GAYA		6	4	45	50
155	PAL REST HOUSE	STATION ROAD	GAYA	222904	7	4	23	7
156	SAROGI HOTEL	CHURCH ROAD	GAYA	2423874	6	4	44	3
157	RADHIKA HOTEL	K.P ROAD	GAYA	2435307	6	4	11	3
158	SAMMAN HOTEL	LAKSHMI SAHAY LANE	GAYA		6	4	8	3
159	STATION VIEW HOTEL	STATION ROAD	GAYA	2220512	6	4	7	10
160	HOTEL ATHITHI	GURUDWARA ROAD	GAYA	2220874	6	4	8	2
161	REGAL HOTEL	STATION ROAD	GAYA		6	4	10	3
162	AKASH HOTEL	LAXMAN SAHAY LANE	GAYA	2222205	6	5	21	9
163	MAGATH HOTEL	K.P ROAD	GAYA	2420593	6	4	18	2
164	SHEESH MAHAL HOTEL	TOWER CHOWK	GAYA	2434557	6	4	28	10
165	HOTEL VISHNU INTERNATIONAL	SWARAJPURI ROAD	GAYA	2431146	6	4	15	8
166	ASHOK ATITHI NIWAS	VISHNUPAD	GAYA		8	8	24	50
167	PRACHIN SINDHI DHARAMSHALA	VISHNUPAD	GAYA	2421652	10	8	8	3
168	HOTEL S GOUSV	S.D.ROAD	GAYA	2432575	6	4	20	5
169	EUROP-ASIAN CENTER	GAYA	GAYA		7	3	8	4
170	DAK BANGLOW	MAIN ROAD	KESARIA		8	4	5	1
171	HOTEL ANAND	MADHEPUR MAIN ROAD	MADHEPURA		6	4	12	2
172	HOTEL HEERA	SINGHESWAR	MADHEPURA	283108	6	4	7	5
173	SINGHESWAR VIHAR	SINGHESWAR	MADHEPURA	284233	8	2	9	4
174	HOTEL MADHEPURA	MAIN ROAD	MADHEPURA	223162	6	4	19	7
175	MANDIR DHARAMSHALA	SINGHESWAR	MADHEPURA	283069	10	8	30	4
176	ROYAL INDIA	MAIN ROAD	MADHEPURA	222488	6	4	10	2
177	PRINCE HOTEL	MAIN ROAD	MADHEPURA	222488	6	4	8	3
178	VISHNU PALACE	MAIN ROAD	MADHEPURA	224985	6	4	10	6
179	ANAND REST HOUSE	BATA CHOWK MADHUBANI	MADHUBANI		7	4	1	3
180	HOTEL ELCHI	PARISAD BAZAR MADHUBANI	MADHUBANI	223171	6	4	13	3
181	PLAZA REST HOUSE	BATA CHOWK MADHUBANI	MADHUBANI	222818	7	4	1	2
182	HOTEL ZIMI REST HOUSE	PRIVATE BUS STAND	MADHUBANI	224067	6	4	10	4
183	MADHUBANI REST HOUSE	MAHANTHI LAL CHOWK	MADHUBANI	222266	7	4	2	2

184	GRAND HOTEL	BABU SAHEB CHOWK , BARA BAZAR	MADHUBANI	22042	6	4	16	3
185	RANA RUEST HOUSE	SANKER CHOWK	MADHUBANI	224069	7	4	9	3
186	HOTEL KAIMUR VIHAR	MUDHBANI	MADHUBANI		6	2	18	15
187	RAMAN REST HOUSE	BARA BAZAR	MUNGER		6	4	10	3
188	HOTEL SITARIA	NEARTOWN HALL, BARA BAZAR	MUNGER	220024	6	4	29	7
189	JAIN DEGAMBER BHAWAN	AZAD CHOWK	MUNGER	220024	10	4	11	2
190	HOTEL SHIVALIKA	BEKAPUR	MUNGER	224891	6	4	5	3
191	DURGA REST HOUSE	BARA BAZAR	MUNGER	224046	6	4	6	3
192	HOTEL MAURYA MUNGER	BEKAPUR	MUNGER	222165	6	4	8	3
193	THE CENTER POINT	BEKAPUR	MUNGER	220600	6	4	15	11
194	HOTEL SUBHAM	BATHA ROAD	MUNGER	228106	6	4	12	6
195	HOTEL SURESH	RAJEEV GANDHI COHOWK	MUNGER	228642	6	4	5	3
196	HOTEL RAJPALACE	RAJEEV GANDHI CHOWK	MUNGER	228731	6	4	30	10
197	HOTEL RAJHANS	TOWN HALL ROAD	MUNGER		6	4	25	1
198	BHARAT REST HOUSE	MUNGER	MUNGER		7	3		
199	HOTEL GAURAJ	LASKARIPUR PAHARPUR	MUZAFFARPUR	2261269/2262954	14	4	4	4
200	HOTEL MIDWAY	BHAGWAN PUR	MUZAFFARPUR	2255694	6	4	16	10
201	BASERA REST HOUSE	BABA BAZAR SARAIYAGANJ TOWER	MUZAFFARPUR	2228981	7	4	4	2
202	AMARPALI REST HOUSE	IMLI CHATTI	MUZAFFARPUR	2219259	7	4	1	1
203	HOTEL KAUTALIYA	IMLI CHATTI	MUZAFFARPUR	2223957	6	4	9	3
204	HOTEL NEW AMBER	IMLI CHATTI	MUZAFFARPUR	2211147	6	4	9	2
205	HOTEL AMBER	IMLI CHATTI	MUZAFFARPUR	2220772	6	4	19	2
206	HOTEL AMBER	IMLI CHATTI	MUZAFFARPUR	2220772	6	4	19	4
207	TRIPATI REST HOUSE	IMLI CHATTI	MUZAFFARPUR	2214309	7	4	4	4
208	HOTEL LICCHAVI VIHAR	GOVT BUS STAND IMLI CHATTI	MUZAFFARPUR	2228512	8	4	10	6
209	HOTEL PRINCE	SAHU ROAD KALYANI CHOWK	MUZAFFARPUR	224181	6	4	19	3
210	HOTEL PANCHVATI	SARAIYA GANJ	MUZAFFARPUR	2249821-24	6	4	39	8
211	HOTEL PANCHVATI	SARAIYA GANJ	MUZAFFARPUR	2249821-24	6	4	627	8
212	HOTEL RANJIT	MOTI JHEEL	MUZAFFARPUR	2245751	6	4	35	6
213	HOTEL SIDDHARTHA	STATION ROAD	MUZAFFARPUR	2221677	6	4	14	3
214	HOTEL CHANDRALOK	CHANDERLOK CHOWK	MUZAFFARPUR	2243911	6	4	27	5
215	ARAWALI GUEST HOUSE	MOTI JHEEL	MUZAFFARPUR		5	4	1	3
216	HOTEL PUNEET VIHAR	KALAM BAGH CHOWK	MUZAFFARPUR	3101593	6	4	8	1
217	VATIKA RESIDENCY	MOTI JHEEL	MUZAFFARPUR	2269789	6	4	8	4
218	SUKH SAGAR GUEST HOUSE	SARAIYA GANJ	MUZAFFARPUR		5	4	1	3
219	HOTEL MISHRA	MOTI JHEEL	MUZAFFARPUR	2280202	6	4	32	3
220	HOTEL MAURYA	DHARAMSHALA CHOWK	MUZAFFARPUR	3100148	6	4	9	1
221	PUJA REST HOUSE & HOTEL	MOTI JHEEL	MUZAFFARPUR	269262	6	4	27	6
222	HOTEL ALOK RESIDENCY	ZERO MILE MUZAFFARPUR	MUZAFFARPUR	2230009	6	4	14	2
223	HOTEL SATKAR	JAWAHARLAL ROAD MUZAFFARPUR	MUZAFFARPUR	2245340	6	4	46	7
224	HOTEL VAISHALI	MOTIJHEEL MUZAFFARPUR	MUZAFFARPUR	2245324	6	4	17	3
225	HOTEL GLAMER	CHOTI KALYANI.SHEKHAR ROAD	MUZAFFARPUR	2267396	6	4	16	2
226	BHAWANI GUEST HOUSE	SARAIYA GANJ TOWER CHOWK	MUZAFFARPUR		7	4	1	2
227	HOTEL INDIA	CHANDERLOK CHOWK	MUZAFFARPUR	2242965	6	4	27	3
228	GANESH RESIDENTIAL HOTEL	UMA MARKET CHANDERLOK CHOWK	MUZAFFARPUR	2248589	6	4	21	2
229	PRABHA REST HOUSE	BAIRIYA BUS STAND	MUZAFFARPUR	2239002	7	4	12	1
230	BHAGWAN VISHRAM GRIH	SARAIYA GANJ	MUZAFFARPUR		7	4	1	1
231	HOTEL ELITE	SARAIYA GANJ MUZAFFARPUR	MUZAFFARPUR	2245353	6	4	33	12
232	NATHANI GUEST HOUSE	SUTTA PATTI,	MUZAFFARPUR	266760	7	4	40	7
233	HOTEL SAWPANLOK	KALYANI CHOWK	MUZAFFARPUR	2297230	6	4	12	10
234	SEWA SANSAR	KALYANI CHOWK	MUZAFFARPUR	3109398	7	4	1	
235	SHARAN GUEST HOUSE	L K ROAD, ISLAMPUR	MUZAFFARPUR	23105640	7	4	1	3
236	KAUSHLYA GUEST HOUSE	LMILCHATTI BUS STAND	MUZAFFARPUR	22122147	7	4	1	2
237	HOTEL RAMA RESIDENTIAL	LMILCHATTI BUS STAND	MUZAFFARPUR	2210900	6	4	32	10
238	WAT-THAL NALANDA	MAIN ROAD NALANDA	NALANDA	2818109	11	8	10	21
239	CHINESE BUDDHIST TEMPLE	MAIN ROAD NALANDA	NALANDA	9431487539	11	8	12	4
240	NALANDA REST HOUSE	P.W.D BIHAR GOVT	NALANDA		8	2	4	3
241	MAHAVIR JANAM BHOOMI DIGAMBE	KUNDALPUR	NALANDA	281846	10	8	33	15
242	PRACHIN DIGEMBE JAIN MANDIR	KUNDALPUR	NALANDA	281893	10	8	19	5
243	SRI JAIN SWETAMBER	KUNDALPUR	NALANDA	281624	10	8	8	7
244	AGGARWAL HOTEL	KRISHNA CHOWK, FRASER ROAD	PATNA	2222799	6	4	24	10
245	AJANTA HOTEL	GOVIND MITRA	PATNA	2302957	6	4	10	2
246	AJIT HOTEL	STATION ROAD	PATNA	2224922	6	4	45	3
247	AKASH HOTEL	FRASER ROAD HOTELLANE	PATNA	2235959	6	4	30	12
248	AMBER GUEST HOUSE	ASHOK RAJPATH	PATNA	2302867	6	4	14	10
249	HOTEL SERSHAH VIHAR	G.T. ROAD, SASARAM	PATNA	221267	8	2	11	6
250	HOTEL VIVEK	DHARMASHALA GATE, G.T ROAD, SASARA	PATNA	223991	6		12	2
251	HOTEL GANGA	2nd FLOOR, GABDHI PATH, SASARA	PATNA	2222231	6	4	16	2
252	KANI RAM DHARMASHALA	NEAR STATION ROAD, G.T.ROAD, SASARA	PATNA		10	8	13	4
253	ADITYA HOTEL	G.T. ROAD, SASARAM	PATNA	223733	6	4	10	2
254	KUSHBHAGA SABHA BHAWAN	G.T. ROAD, SASARAM	PATNA	224965	10	8	9	2
255	LARA RESTAURANT AND LODGE	CHOWKHANDI ROAD, SASARAM	PATNA		7	4	72	2
256	UPKAR DELUXE	G.T.ROAD COMPANY SARAI, SASARA	PATNA		6	4	48	3
257	RAJ GUEST HOUSE	DHARMASHALA ROAD, SASARAM	PATNA	222902	7	4	14	3
258	TOURIST LODGE	G.T.ROAD, SASARAM	PATNA		7	4		1
259	SANGAM	DHARMASHALA ROAD G.D ROAD, SASARA	PATNA	223025	6	4	7	1
260	SURYA HOTEL	G.T.ROAD, SASARAM	PATNA	221277	6	4	16	2
261	HOTEL VIJAY INTERNATIONAL	ALLAHABAD BANK, G.T ROAD, SASARA	PATNA	2210109	6	4	12	4
262	HOTEL LICCHAVI	DAK BUNGLOW ROAD, HAJIPUR	PATNA	260480	6	4	14	4
263	HOTEL VAISHALI	CINEMA ROAD, HAJIPUR	PATNA	260369	6	4	15	5
264	SHYAM RESIDENTIAL	STATION CHOWK, HAJIPUR	PATNA	270579	6	4	20	12
265	HOTEL SHIVAM	HOSPITAL ROAD, HAJIPUR	PATNA	275369	6	4	16	8
266	HOTEL URVASHI	CINEMA ROAD, HAJIPUR	PATNA	260558	6	4	43	7
267	HOTEL PANKAJ	ANWARPUR CHOWK,HAJIPUR	PATNA	272517	6	4	12	2
268	HOTEL MAYUR	GANDHI ASHRAM, HAJIPUR	PATNA	272273	6	4	7	5
269	ANAND BHAWAN AWAS	HOTEL LANE, FRASE ROAD	PATNA	2225463	6	4	24	5
270	ANUPAM HOTEL	STATION ROAD	PATNA	2230962	6	4	20	4
271	APSARA HOTEL	KADAMKUAN, RAJENDRAPATH	PATNA	2673681	6	4	32	17
272	ARYA HOTEL	GOVIND MITRA ROAD	PATNA	2301746	6	4	16	7
273	ASHIRVAD HOTEL	GOVIND MITRA ROAD	PATNA	2301746	6	4	300	5
274	ASTUTI GUEST HOUSE	STATION ROAD	PATNA		7	4	2	3
275	ATHITHI VIHAR	GOVIND MITRA ROAD,MURADPUR	PATNA	2302891	6	4	15	5
276	BIHAR GUEST HOUSE	STATION ROAD	PATNA	2233032	7	4	1	4

277	BLUE DIAMOND HOTEL	SABZI BAGH	PATNA	2685269	6	4	20	5
278	BLUE STAR HOTEL	STATION ROAD	PATNA		6	4	15	3
279	CHAWLA GUEST HOUSE	FRASER ROAD	PATNA		7	4	4	2
280	CHITRAKUT HOTEL	OPP.BIRLA MANDIR SALI BAGH	PATNA	2672519	6	4	20	8
281	CIRCUIT HOUSE	BEER CHAND PATEL PATH	PATNA	2222305	8	4	42	11
282	CRYSTAL HOTEL	SAGAR PRASAD, S.PVERME ROAD	PATNA	2232933	6	4	7	3
283	DIAMOND HOTEL	FRASER ROAD	PATNA	2221084	6	4	37	9
284	DIVYA LODGE	STATION ROAD	PATNA	2235236	7	4	8	2
285	GAUTOM	EAST BURING CANNAL ROAD	PATNA	2226035	6	4	24	6
286	GOLDEN LODGING	SABZI BAGH	PATNA	2682047	6	4	11	5
287	AMIT LODGE	PITAMBAR NAGAR, BIHTA	PATNA	252609	7	4	3	2
288	GURU GOVIND SINGH	GAJ GHAT	PATNA		12	8	10	5
289	TOURIST RESORT	MANER MAJAR, MANER	PATNA	9835273242	8	4	2	5
290	HIND GUEST HOUSE	GORIYA TOLI STATION ROAD	PATNA	220379	7	4	1	2
291	MUSKAN LODGE	PITAMBER NAGAR, BIHTA	PATNA	9835420933	7	4	8	3
292	HOTEL ADHARSH	STATION ROAD	PATNA	2222598	6	4	34	16
293	HOTEL ASIA	FRASER ROAD,NEAR CENTRALBAN	PATNA	2234859	6	4	45	15
294	HOTEL ASIAN	EXHIBITION ROAD	PATNA	2221884	6	4	14	16
295	HOTEL CENTRAL	STATION ROAD	PATNA	2232803	6	4	12	5
296	HOTEL CHANAKYA	BEER CHAND PATEL PATH	PATNA	2220590	2	2	90	250
297	HOTEL CHANDRA	EXHIBITION ROAD	PATNA	232010	6	4	19	5
298	HOTEL DAISY	SABRI BAG	PATNA	2686350	6	4	21	6
299	HOTEL DAYAL	GOVIND MITRA ROAD	PATNA	2301746	6	4	7	2
300	HOTEL DE ARYA	STATION ROAD	PATNA	2238878	6	4	30	6
301	HOTEL FORT	STATION ROAD	PATNA	231256	6	4	44	20
302	HOTEL GUVRAJ	EXHIBITION ROAD	PATNA	23219295	6	4	37	6
303	HOTEL INDIA	EAST GANDHI MAIDON	PATNA	2300728	6	4	24	10
304	HOTEL JANTA	GOVIND MITRA ROAD	PATNA	2301912	6	4	26	2
305	HOTEL KAMDHEVU	KADAMKUAN	PATNA	2686521	6	4	20	6
306	HOTEL KAUTALIYA	BEER CHAND PATEL PATH	PATNA	2225411	8	4	31	32
307	HOTEL KUBER	EXHIBITION ROAD	PATNA	2221163	6	4	52	9
308	HOTEL KUNAL	JAMAL ROAD	PATNA	2228857	6	4	28	8
309	HOTEL MAGADH	STATION ROAD RAJENDRA PATH	PATNA	2321278	6	4	46	38
310	HOTEL MAHARAJA	STATION ROAD	PATNA		6	4	9	2
311	HOTEL MARINA	FRASER ROAD GURUDWARA GALI	PATNA	2239410	6	4	28	13
312	HOTEL MAURYA	SOUTH GANDHI MAIDAN	PATNA	2203040	1	2	75	190
313	HOTEL MAYAGIR	SATION ROAD	PATNA	2236931	6	4	16	6
314	HOTEL MAYUR	FRASER ROAD	PATNA	2224142	6	4	25	25
315	HOTEL MEENAKSHI	STATION ROAD	PATNA	2212957	6	4	18	6
316	HOTEL MINAR	EXHIBITION ROAD	PATNA	2227352	6	4	18	15
317	HOTEL NAND	RAJENDRA PATH	PATNA	2322026	6	4	20	25
318	HOTEL NEW AMIT	STATION ROAD	PATNA	2223936	6	4	6	2
319	HOTEL NEW SAPNA	JAMAL ROAD	PATNA		6	4	11	2
320	HOTEL NEW WELCOME	GORIYA TOLI STATION ROAD	PATNA	2231880	6	4	44	11
321	HOTEL NIRMAL	ASHOK RAJPATH	PATNA	2685213	6	4	21	5
322	HOTEL NOVELTY	FRASER ROAD	PATNA	2204218	6	4	26	10
323	HOTEL OM NIWAS	SHARDA MARKET NALA ROAD	PATNA		6	4	9	2
324	HOTEL PALIKA	STATION ROAD	PATNA	22229012	6	4	44	18
325	HOTEL PARAS EXECUTIVE	DWARAKA SAH LANE EXHIBITION R	PATNA	2321173	6	4	15	6
326	HOTEL PARKER	FRASER ROAD	PATNA		6	4	28	2
327	HOTEL PATLIPUTRA	BEER CHAND PATEL PATH	PATNA	2226270	3	1	48	60
328	HOTEL PATLIPUTRA GAUTAM	BORING CANAL ROAD	PATNA	2231113	6	4	22	14
329	HOTEL RAJ LAXMI	JAMAL ROAD	PATNA	2238728	6	4	28	6
330	HOTEL RAJKUMAR	EXIBITION ROAD	PATNA	2321011	6	4	22	7
331	HOTEL RITZ	ASHOK RAJ PATH	PATNA	2669467	6	4	19	11
332	HOTEL ROYAL	SUBZIBAG	PATNA	662673	6	4	30	4
333	HOTEL SAGAR	STATION ROAD	PATNA	2221491	6	4	15	4
334	HOTEL SAI	GOVIND MITRA ROAD	PATNA	2309184	6	4	7	3
335	HOTEL SARVODAYA	STATION ROAD	PATNA	2322411	6	4	20	29
336	HOTEL SHIV SHAKTI	STATION ROAD NEAR PARSAL OFFI	PATNA	2220542	6	4	5	3
337	HOTEL SHIVA	FRASER ROAD	PATNA	2227210	6	4	16	7
338	HOTEL SHIVAM	STATION ROAD	PATNA	2212003	6	4	12	2
339	HOTEL SHYAM VISHRAM LODGE	ASHOK RAJPATH	PATNA		7	4	4	2
340	HOTEL SHYAMA	KRISHNA MARKET NEAR DR.HAI CO	PATNA	2321539	6	4	25	6
341	HOTEL SIDHARTH	STATION ROAD	PATNA	2220162	6	4	28	10
342	HOTEL SIMPLE	STATION ROAD	PATNA	2211382	6	4	24	11
343	HOTEL SRI RAM	HOTEL LANE FRASER ROAD	PATNA	2225333	6	4	17	4
344	HOTEL SUBH SARTHAK	HOTEL LANE FRASER ROAD	PATNA	2224013	6	4	36	8
345	HOTEL SUDAMA	TULSI MARKET BARI ROAD	PATNA	2682866	6	4	16	4
346	HOTEL SURAJ	STATION ROAD	PATNA	2221938	6	4	30	8
347	HOTEL TAKSHILA	GORIYA TOLI STATION ROAD	PATNA	2236931	6	4	216	7
348	HOTEL TALSONS	EXHIBITION ROAD	PATNA	2320746	6	4	34	9
349	HOTEL TIRUPATI	DAK BANGLOW ROAD	PATNA	2220342	6	4	8	4
350	HOTEL TIRUPATI	MOTI JHEEL	PATNA		6	4	28	1
351	HOTEL TULSI	OPP. BANKIPUR POST OFFICE	PATNA	2669405	6	4	41	12
352	HOTEL UPVAN	STATION ROAD	PATNA	2221655	6	4	25	8
353	HOTEL VASUNDANA	STATION ROAD	PATNA	2208129	6	4	16	2
354	HOTEL VED	GURIYA TOLI STATION ROAD	PATNA	2227863	6	4	24	15
355	HOTEL VIJAY SHREE	EXHIBITION ROAD	PATNA	2662841	6	4	27	9
356	HOTEL VISHAL	FRASER ROAD	PATNA	2237865	6	4	24	7
357	HOTEL VISHRAM	ASHOK RAJPATH NEAR GANDHI MA	PATNA	2309076	6	4	6	2
358	HOTEL WELCOME PALACE	BINDYAWASHNI COMMERCIAL COM	PATNA	5525000	6	4	17	22
359	HUNNY LODGE	SUBJI BHAGE	PATNA	2302862	7	4	13	3
360	INDIA GUEST HOUSE	EXHIBITION ROAD	PATNA	223381	7	4	1	4
361	INDRASHAN HOTEL	HOTEL LANE	PATNA	2201849	6	4	32	10
362	ISLSAMIYA HOTEL	SABZI BAGH	PATNA	2300609	6	4	7	5
363	JISON LODGE	SUBJI BHAGE	PATNA		7	4	10	2
364	KONARK	ASHOK RAJPATH	PATNA	2673136	6	4	28	8
365	KRISHANA HOTEL	SBAZI BAGH	PATNA	3098497	6	4	11	3
366	LAKSHMI NIWAS	R.K.AVENUE NALA ROAD	PATNA	2660529	6	4	20	5
367	LALITA HOTEL	EAST BURING CANNAL ROAD	PATNA	2227657	6	4	37	17
368	LAVKUSH NIWAS	R.K.AVENUE NALA ROAD	PATNA	2685899	6	4	17	3
369	LILY GUEST HOUSE	STATION ROAD	PATNA	2231490	7	4	1	6

370	LINKWAY HOTEL	CAPITOH TOWER FRASER ROAD	PATNA	2221729/2201198	6	4	19	14
371	MAGADH HOTEL	FRASER ROAD	PATNA	2221046	6	4	30	12
372	MAHARAJAINN	STATION ROAD, RAJENDRA	PATNA	2321292	6	4	44	25
373	MARWARI AWAS GRIHA	FRASER ROAD	PATNA	2220625	6	4	93	51
374	MODERN LODGE	ASHOK RAJPATH	PATNA		7	4	9	2
375	NATIONAL HOTEL	FRASER ROAD	PATNA	2210364	6	4	3	3
376	NAVRANG HOTEL	HOTEL LANE FRASER ROAD	PATNA	2222587	6	4	30	4
377	NEW AKASH HOTEL	HOTEL LANE, FRASE ROAD	PATNA	2204563	6	4	31	12
378	NEW AMAR HOTEL	HOTEL LANE, FRASE ROAD	PATNA	2224158	6	4	45	10
379	NEW ANAND HOTEL	STATION ROAD	PATNA	2235236	6	4	138	3
380	NEW ASIAN HOTEL	EXHIBITION ROAD	PATNA	2226786	6	4	38	7
381	NEW CAPITAL HOTEL	HOTEL LANE FRASER ROAD	PATNA	2223736	6	4	35	9
382	NEW LAXMI GUEST HOUSE	STATION ROAD	PATNA		6	4	1	3
383	NEW MAHARAJA HOTEL	STATION ROAD	PATNA	222334	6	4	9	3
384	NEW PARK LODGING	SABZIBAGH	PATNA	2672858	7	4	25	7
385	NEW PATNA LODGING	SABRI BAG	PATNA	2300609	7	4	270	4
386	NEW RAJ GUEST HOUSE	A.B.C COMPLEXQ	PATNA	2201067	7	4	1	4
387	PALIKA LODGING	SUBJI BHAGE	PATNA	2689386	7	4	17	
388	PATLIPUTRA DHARMASHALA	SABZIBAGH	PATNA		10	8	58	9
389	PATLIPUTRA GUEST HOUSE	SABZIBAGH	PATNA	269794	7	4	24	5
390	PLAZA REST HOUSE	KANKAR BAGH	PATNA	2361388	7	4	1	1
391	PUNCHDEEP HOTEL	STATION ROAD	PATNA	2210484	6	4	18	5
392	RAJ GUEST HOUSE	OPP.VEENA CINEMA, STATION ROAD	PATNA	2201607	7	4	10	6
393	RAJ HOTEL	KADAMKUAN	PATNA	2672078	6	4	21	4
394	RAJDHANI DELUXE	NEW DAK BUNGLOW ROAD	PATNA	2226979	6	4	18	7
395	RAJDHANI GUEST HOUSE	EXHIBITION ROAD	PATNA	2320813	7	4	1	5
396	REPUBLIC HOTEL	EXHIBITION ROAD	PATNA	2320021	6	4	5	52
397	SADAB HOTEL	SABI BAGH	PATNA		6	4	6	3
398	SAHEB LODGING	MILK MARKET STATION ROAD	PATNA	2227949	7	4	1	2
399	SAHIL HOTEL	STATION ROAD GORIATOLA	PATNA	2229037	6	4	9	4
400	SATHI HOTEL	JAMAL ROAD	PATNA	2226576	6	4	3	1
401	SATKAR INTERNATIONAL HOTEL	FRASER ROAD	PATNA	2220551	6	4	38	9
402	SHALIMAR REST HOUSE	SABZIBAGH	PATNA		7	4	28	5
403	SHREE TAKTH HARMANDIR	PATNA SAHIB	PATNA	2631198	12	8	140	24
404	SHRI LAXMI NARAYAN DHARMASHALA	BIRLA MANDIR ROAD SABRI BAGH	PATNA		10	8	26	5
405	SHUBHAM LODGING	STATION ROAD	PATNA	5560708	7	4	1	5
406	SHYAM HOTEL	FRASER ROAD GURUDWARA GALI	PATNA	2221337	6	4	41	9
407	SRI KRISHNA	KRISHNA MARKET, FRASER ROAD	PATNA	2236715	6	4	33	6
408	SUBIDHA GUEST HOUE	STATION ROAD	PATNA		7	4	2	5
409	THE AMBASSADOR HOTEL	STATION ROAD RAJENDRA PATH	PATNA	2321903	6	4	35	18
410	THE FOX RESIDENTIAL HOTEL	PANDEY PLAZA EXHIBITON ROAD	PATNA	2321834	6	4	19	5
411	TIMMA GUEST HOUSE	EXHIBITION ROAD	PATNA		7	4	1	4
412	UTSAV DELUXE HOTEL	CHAR KOTHI NEW DAK BUNGLOW	PATNA	3092251/2233059	6	4	37	29
413	VAISALI LODGE	STATION ROAD	PATNA	238162	7	4	6	4
414	VANDANA NIWASH	RK AVENUE NALA ROAD	PATNA	2671968	6	4	15	10
415	VIHAR HOTEL	STATION ROAD	PATNA	2224919	6	4	24	8
416	VIVEK HOTEL	KRISHAN MARKET	PATNA	2320487	6	4	22	11
417	WINDSOR HOTEL	EXHIBITION ROAD	PATNA	2203250	6	4	45	45
418	ARPIT HOTEL	PATNA	PATNA		6	3	75	13
419	JAIN SAMAVASARAN	MAIN ROAD PAWAPURI	PAWAPURI	262707	10	8	132	18
420	SWETAMBER BHANDAR	MAIN ROAD PAWAPURI	PAWAPURI	262736	10	8	132	23
421	S.K DIGAMBER JAIN	PAWAPURI	PAWAPURI	262746	10	8	100	1
422	YATRI NIWAS	KUND ROAD	RAJGIR		7	4	12	3
423	HOTEL MANITA	BUS STAND CHHABILAPUR ROAD	RAJGIR	255058	6	4	14	5
424	SIDDHARTH HOTEL	RAJGIR NALANDA	RAJGIR	255616	6	4	16	4
425	AJATSHATRU TOURIST BUNGLOW	MAIN ROAD	RAJGIR	255027	8	4	9	4
426	HOTEL SARDA	NR.POLICE STAITON	RAJGIR	255201	6	4	475	4
427	SHRI POORVI BHARAT STHNAKWAS	DHARMASHALA ROAD	RAJGIR	268479	10	8	40	1
428	HOTEL SUJATA	MAIN BUS STAND	RAJGIR	250644	6	4	16	5
429	HOTEL A PRINCE	NEAR BUS STAND	RAJGIR	255917	6	4	10	3
430	HOTEL HILLS QUEENS	KUND ROAD	RAJGIR	255637	6	4	16	3
431	THE RAJGIR RESIDENCY	VIRYATAN	RAJGIR	255404/405	6	4	26	12
432	SAHARA LODGE	NEAR RAILWAY STATION	RAJGIR		7	4	5	1
433	INDO HOKKE	VIRAYATAN	RAJGIR	06112-255245	2	3	26	40
434	HOTEL GAUTAM VIHAR	NEAR RAILWAY STATION	RAJGIR	255273	8	2	17	8
435	TATHAGAT TOURIST BUNGALOW	TOURIST BUNGLOW VIRAYATAM	RAJGIR	255176	8	2	32	14
436	DELHI HOTEL	ANANDMAY ASHRAM ROAD	RAJGIR	9431043295	6	4	12	6
437	HOTEL RAJ	DHARMASHALA ROAD	RAJGIR	255920	6	4	12	3
438	HOTEL MAMTA	BUS STAND	RAJGIR	255044	6	4	38	8
439	HOTEL RAJLAXMI	KUND ROAD	RAJGIR	255201	6	4	23	3
440	HOTEL MAHALAXMI	BUS STAND	RAJGIR	255005	6	4	20	3
441	HOTEL MAHARAJA GUEST HOUSE	KUND ROAD	RAJGIR	255447	7	4	5	4
442	HOTEL KANAK VIHAR	NEAR RAJGIR BUS STAND	RAJGIR	255617	6	4	12	3
443	KESHAV ASHRAM	KUND ROAD	RAJGIR	255020	7	4	20	3
444	HILLS VIEW	BANGALI PARA	RAJGIR		6	4	12	2
445	SUN RISE TOURIST LODGE	SURYA KUND	RAJGIR	255478	7	4	16	3
446	ANPURNA GUSET HOUSE	DHARAMSALA ROAD	RAJGIR	255022	7	4	12	2
447	SAMRAT HOTEL	BUS STAND	RAJGIR	983522807	6	4	12	5
448	KUSHWAHA DHARAMSHALA	BUS STAND	RAJGIR	255151	10	4	28	2
449	VANDANA	KUND ROAD	RAJGIR	255558	6	4	4	2
450	RAJGIR HOTEL	DHARMASHALA ROAD	RAJGIR	255201/255005	6	4	18	8
451	SHRI JAIN SWETAMBER BHANDAR	NALANDA	RAJGIR	255220	10	8	125	24
452	HOTEL TRIPTEAS	DHARMASHALA ROAD	RAJGIR	255748	6	4	18	2
453	HOTEL AVKASH	MAIN MARKET	RAJGIR	255239	6	4	8	1
454	HOTEL ROYAL INDIA	KUNS ROAD	RAJGIR	255374	6	4	10	7
455	ANAND VIAHR LODGE	NR.POLICE STATION	RAJGIR		7	4	15	3
456	PASHUPATINATH DHARAMSHALA	MAIN ROAD RAXAUL	RAXAUL		10	8	14	2
457	SRI DUNGEMAL BHARTIYA	DHARMASHALA NEAR EMBASSAY	RAXAUL	224818	10	8	6	1
458	NATIONAL LODGE	BLACK ROAD	RAXAUL	221470	7	4	10	2
459	BORDER KING	BLOCK ROAD	RAXAUL	223239	6	4	14	6
460	ASIA HOTEL	ASHARAM ROAD	RAXAUL	06255-222119	6	4	26	3
461	AJANTA HOTEL	ASHARAM ROAD	RAXAUL	06255-222119	6	4	316	16
462	TAJ HOTEL	MAIN ROAD	RAXAUL	221501	6	4	22	5

463	KAVERI HOTEL	MAIN ROAD	RAXAUL	221148	6	4	24	27
464	SHIVAM	MAIN ROAD	RAXAUL	224552	6	4	18	7
465	INDIAN EMBASSY	NR.CUSTOM OFFICE	RAXAUL	221035			2	5
466	HOTEL ASIA	ASHRAM ROAD	RAXAUL		6	4	14	3
467	HOTEL EMBASSY	SHANKAR CHOWK	SAHARSA	223289	6	4	25	4
468	HOTEL MAYUR	D.B ROAD	SAHARSA		6	4	6	2
469	HOTEL ANAND	RAILWAY STATION	SAHARSA	224447	6	4	15	4
470	HOTEL ANKUR	DHARAMSHALA GATE G.T.ROAD	SAHARSA	9431058818	6	4	11	3
471	HOTEL ROHTAS	DHARAMSHALA ROAD	SAHARSA	222498	6	4	16	4
472	HOTEL GOPAL DELUXE	G.T. ROAD	SAHARSA	224366	6	4	26	3
473	SANDHYA LODGE	KABIR GANJ DHARAMSHALA ROAD	SAHARSA		7	4	6	2
474	ANAND LODGE	RLY STATION GT.ROAD	SAHARSA	221007	7	4	1	5
475	HOTEL KOSHI NIWAS PVT.LTD	BENGAL BAZAR	SAHARSA	224267	6	4	40	8
476	HOTEL SATKAR	D.B.ROAD	SAHARSA	223349	6	4	20	4
477	KASHI VIHAR TOURIST BANGLOW	MATSYAGANDHA	SAHARSA	222478	6	8	40	8
478	HOTEL VIJIEYA	MEERA CINEMA	SAHARSA		6	4	40	9
479	LARA RESTAURENT AND LODGE	CHOW KHANDI ROAD	SASARAM		7	4	6	2
480	HOTEL UPKAR DELUXE	COMPANY SARAI G.T. ROAD	SASARAM		6	4	10	3
481	INDIA GUEST HOUSE	DUMRA ROAD RAJOPATTI	SITAMARHI	252647	7	4	10	4
482	RAJ KUMAR HOTEL	DEINGA ROAD	SITAMARHI	9835483396	6	4	17	4
483	SAMRAT HOTEL	SURSAND ROD	SITAMARHI		6	4	6	4
484	SITAYAN HOTEL	SURSAND ROD	SITAMARHI	250605	6	4	15	10
485	BHARAT NEPAL HOTEL	SUSANT ROAD	SITAMARHI		6	4	17	3
486	NEELKAMAL HOTEL	SATATION ROAD	SITAMARHI	9835780118	6	4	10	2
487	UMANG HOTEL	JANKI PLACE KIRAN CHOWK	SITAMARHI	251924	6	4	28	10
488	HOTEL PANCHVATI	SINHVAHINI MARKET MAIN ROAD	SITAMARHI	256263	6	4	17	3
489	ATITHI HOTEL	SINHVAHINI MARKET MAIN ROAD	SITAMARHI	252144	6	4	20	4
490	HOTEL RAJPATI	GANDHI CHOWK	SITAMARHI	252676	6	4	14	12
491	RESIDENTIAL	NEAR PRSS CLUB MAIN ROAD	SITAMARHI	250376	6	4	24	4
492	SETH RADHA KISHAN DHARMSHLA	SITAKUND	SITAMARHI		10	8	4	1
493	RAUNIYAR ATITHI BHAWAN	JANKI ASTHA	SITAMARHI		10	8	13	1
494	TIRTHKAR YATRI KENDRA	SITAKUND	SITAMARHI		10	8	10	1
495	HOTEL KISHORE	DUMRA ROAD	SITAMARHI	253288	6	4	35	8
496	MANISH DELUXE DORMATORY	DUMRA ROAD	SITAMARHI		7	4	1	1
497	RAJENRA REST HOUSE	MAIN ROAD SHANKAR CHOWK	SITAMARHI	252676	7	4	1	2
498	HOTEL VISHRAM	SINHVAHINI MKT MAIN ROAD	SITAMARHI	252144	6	4	615	3
499	HOTEL VIJAY SHREE DELUXE	SITAMARHI	SITAMARHI					
500	KARMAN LAL MAHTO	STATION ROAD	SULTANGANJ		10	4	7	1
501	HOTEL ANARBALI	KARAUNA POKHAR	VAISALI		6	4	16	4
502	THIRTHANKAR YATRI NIWAS	VAISALI	VAISALI		8	4	5	2
503	SRI VAISALIJI DIGAMBER JAIN MANDIR	VAISALI	VAISALI		12	8	6	3
504	VISHRAM BHAVAN	KHARUNA POKHAR	VAISALI		8	2	4	1
505	NIPPONZANI MYHOJI	KHARUNA POKHAR	VAISALI		11	8	7	4

TYPE OF ACCOMMODATION (CODE)

- [1] Star Hotel
- [2] Non-star Hotel
- [3] Guest House/ Inn / Rest Houses / Tourist Bungalows
- [4] Youth/ YMCA Hostel
- [5] Dharamshala / Monastery / Sarai/ Gurudwara / Temple
- [6] Dormitory
- [7] Youth/ YMCA Hostel
- [8] Motel
- [9] Day visitor
- [10] If any other, please specify

OWNERSHIP (CODE)

- [1] Central Government
- [2] State Government
- [3] Private Limited
- [4] Proprietorship/ Partnership
- [5] Public Limited
- [6] Public Sector Undertaking
- [7] Charitable Trust/ Society

MARKET PULSE

701 A, 7th Floor

6, Devika Tower, Nehru Place

New Delhi – 110 019

Ph: 91-11-26483521 - 23

Fax: 91-11-26483520

Email: marketpulse@vsnl.com

www.marketpulseindia.com